



**July 2020**

**Monthly Financial Packet**



# City of Northglenn

## Financial Packet

### Packet Contents

<u>Description</u>	<u>Page #</u>
Executive Summary	1
Financial Statements	2
Cash and Investments	8
Marketplace Sales Tax History Chart	9
Citywide Sales Tax History Chart	10
Geographic Code Tax Data	11
Accounts Payable Disbursement Listing	12
City Council Operating Expenditures	19
Overtime Report	23
CIP Report	24
Summary of Executed Contracts	30



CITY OF  
Northglenn

**City of Northglenn**  
**Interim Financial Statements**  
**For the Period Ending**  
**July 2020**

---

**Executive Summary:**

- **Sales/Use Tax**
  - Year-to-date sales and use tax is down 9.8% compared to the previous year.
  - Year-to-date details behind overall sales and use tax include: Auto Use Tax -21.0%; Sales Tax -7.3%; Food Tax +14.8%; Marijuana Tax +6.6%
  
- **General Fund**
  - Year-to-date revenues within the General Fund total \$14,597,811, a decrease from last year's collections by 3.1% or \$467,712. The decrease is largely due to sales, use & other taxes, charges for services and fines & forfeitures, offset by increases property taxes and intergovernmental revenues, which includes the CARES Act funding.
  - General Fund year-to-date expenditures total \$14,920,347 accounting for 46.2% of the annual appropriation. Expenditures within the fund are consistent with the planned budget.
  
- **Water Fund**
  - Water Fund year-to-date revenues total \$5,877,072. This is an increase of 8.5% or \$458,860 when compared to the prior year. Revenues restricted for water resources are \$1,256,452, down 10.3% versus the prior year. The restricted revenue for debt service, which comes from the food for home consumption sales tax is up 15.0%, and totals \$603,501 year-to-date.
  - Year-to-date expenditures within the Water Fund total \$4,835,028 and accounts for 44.0% of the annual appropriation. Fund expenditures decreased by \$564,795 or 10.3% when compared to the same period of 2019 due to an overall reduction in capital outlay.
  
- **Wastewater Fund**
  - Wastewater Fund year-to-date revenues total \$2,529,391. This is an increase of approximately 10.3% or \$236,094 as compared to the prior year mainly due to the rate increase.
  - Year-to-date operating expenditures within the Wastewater Fund total \$2,291,650 and account for 20.8% of the annual appropriation. Fund expenditures decreased by \$310,252 or 11.9% when compared to the same period of 2019 due to a decrease in capital outlay.
  
- **Stormwater Fund**
  - Year-to-date revenues within the Stormwater Fund total \$234,566, a decrease from last year by approximately 3.4% or \$8,239.
  - Stormwater Fund year-to-date expenditures total \$51,070 and account for 10.5% of the annual appropriation. Fund expenditures decreased by \$1,210 or 2.3% when compared to the same period of 2019.
  
- **Sanitation Fund**
  - Sanitation Fund year-to-date revenues total \$1,027,766, a decrease of 1.9% or \$19,482.
  - Year-to-date expenditures within the Sanitation Fund total \$798,098 and account for 32.3% of the annual appropriation. Expenditures within the fund are 25.3% lower than this time last year, due to the timing of capital equipment purchases.

**Revenue Report  
July 31, 2020  
General Fund**

	<b>2020 Adopted Budget</b>	<b>Actual as of July 31, 2020</b>	<b>Over/(Under) Projected</b>	<b>Collection Rate</b>	<b>Prior Year Actual as of July 31, 2019</b>	<b>Over/(Under) Prior Year</b>	<b>Percent Difference</b>
<b>Taxes</b>							
Property Taxes	\$ 3,606,489	\$ 3,336,952	\$ (269,537)	92.53%	\$ 2,709,749	\$ 627,203	23.15%
Sales Taxes	15,124,027	6,377,904	(8,746,123)	42.17%	6,907,765	(529,861)	-7.67%
Use Tax	2,965,000	1,137,792	(1,827,208)	38.37%	1,362,187	(224,395)	-16.47%
Other Tax	403,747	107,119	(296,628)	26.53%	297,208	(190,089)	-63.96%
<b>Total Taxes*</b>	<b>22,099,263</b>	<b>10,959,767</b>	<b>(11,139,496)</b>	<b>49.59%</b>	<b>11,276,909</b>	<b>(317,142)</b>	<b>-2.81%</b>
<b>Intergovernmental Revenues</b>	2,090,903	1,425,802	(665,101)	<b>68.19%</b>	963,607	462,195	<b>47.97%</b>
<b>Licenses and Permits</b>	839,889	404,732	(435,157)	<b>48.19%</b>	481,766	(77,034)	<b>-15.99%</b>
<b>Charges for Services</b>	2,724,228	1,173,302	(1,550,926)	<b>43.07%</b>	1,510,879	(337,577)	<b>-22.34%</b>
<b>Fines and Forfeitures</b>	802,045	260,306	(541,739)	<b>32.46%</b>	386,551	(126,245)	<b>-32.66%</b>
<b>Investment Earnings</b>	387,000	255,359	(131,641)	<b>65.98%</b>	281,648	(26,289)	<b>-9.33%</b>
<b>Other Revenues</b>	133,000	101,914	(31,086)	<b>76.63%</b>	79,633	22,281	<b>27.98%</b>
<b>Total Revenues</b>	<b>29,076,328</b>	<b>14,581,182</b>	<b>(14,495,146)</b>	<b>50.15%</b>	<b>14,980,993</b>	<b>(399,811)</b>	<b>-2.67%</b>
<b>Other Financing Sources</b>	-	16,629	16,629	<b>N/A</b>	84,430	(67,801)	<b>-80.30%</b>
<b>Total General Fund Revenues</b>	<b>\$ 29,076,328</b>	<b>\$ 14,597,811</b>	<b>\$ (14,478,517)</b>	<b>50.21%</b>	<b>\$ 15,065,423</b>	<b>\$ (467,612)</b>	<b>-3.10%</b>

\*Due to normal collection cycles, the tax revenues presented in the above statement represent amounts collected as of the prior month and not of that of the period being reported.

**Expenditure Report  
July 31, 2020  
General Fund**

	<b>2020 Adopted Budget</b>	<b>Actual as of July 31, 2020</b>	<b>Over/(Under) Adopted Budget</b>	<b>Spending Rate</b>	<b>Prior Year Actual as of July 31, 2019</b>	<b>Over/(Under) Prior Year</b>	<b>Percent Difference</b>
<b>Legislative</b>	\$ 767,529	\$ 469,782	\$ (297,747)	<b>61.21%</b>	\$ 451,173	\$ 18,609	<b>4.12%</b>
<b>City Manager</b>	1,438,769	832,554	(606,215)	<b>57.87%</b>	706,069	126,485	<b>17.91%</b>
<b>City Clerk</b>	422,427	195,537	(226,890)	<b>46.29%</b>	177,525	18,012	<b>10.15%</b>
<b>Management Services</b>	2,166,161	1,085,147	(1,081,014)	<b>50.10%</b>	1,128,262	(43,115)	<b>-3.82%</b>
<b>Technology</b>	1,009,451	510,074	(499,377)	<b>50.53%</b>	550,621	(40,547)	<b>-7.36%</b>
<b>Finance</b>	518,725	290,262	(228,463)	<b>55.96%</b>	294,099	(3,837)	<b>-1.30%</b>
<b>Planning &amp; Development</b>	1,470,786	929,323	(541,463)	<b>63.19%</b>	822,798	106,525	<b>12.95%</b>
<b>Parks, Recreation and Cultural</b>	4,707,744	2,204,527	(2,503,217)	<b>46.83%</b>	2,407,401	(202,874)	<b>-8.43%</b>
<b>Police</b>	11,283,734	6,004,951	(5,278,783)	<b>53.22%</b>	5,692,441	312,510	<b>5.49%</b>
<b>Public Works</b>	3,468,746	1,691,656	(1,777,090)	<b>48.77%</b>	1,578,482	113,174	<b>7.17%</b>
<b>Total Operating Expenditures</b>	<b>27,254,072</b>	<b>14,213,813</b>	<b>(13,040,259)</b>	<b>52.15%</b>	<b>13,808,871</b>	<b>404,942</b>	<b>2.93%</b>
<b>Other Financing Uses</b>	5,025,000	706,534	(4,318,466)	<b>14.06%</b>	205,805	500,729	<b>243.30%</b>
<b>Total General Fund Expenditures</b>	<b>\$ 32,279,072</b>	<b>\$ 14,920,347</b>	<b>\$ (17,358,725)</b>	<b>46.22%</b>	<b>\$ 14,014,676</b>	<b>\$ 905,671</b>	<b>6.46%</b>

**Revenue and Expenditure Report**  
**July 31, 2020**  
**Water Fund**

	2020 Adopted Budget	Actual as of July 31, 2020	Over/(Under) Budget	Collection/ Spending Rates	Prior Year Actual as of July 31, 2019	Current Year Over/(Under) Prior Year	Percent Difference
<b>Revenues</b>							
Water Charges	\$ 7,932,600	\$ 3,821,797	\$ (4,110,803)	48.18%	\$ 3,300,087	\$ 521,710	15.81%
Water Resources Revenue	2,995,000	1,256,462	(1,738,538)	41.95%	1,400,827	(144,365)	-10.31%
Debt Service Revenue	1,123,000	603,501	(519,499)	53.74%	524,593	78,908	15.04%
Intergovernmental Revenue	-	22,546	22,546	N/A	-	22,546	N/A
Investment Earnings	208,000	172,558	(35,442)	82.96%	153,618	18,940	12.33%
Miscellaenous Revenue	-	208	208	N/A	39,087	(38,879)	-99.47%
<b>Total Water Fund Revenues</b>	<b>12,258,600</b>	<b>5,877,072</b>	<b>(6,381,528)</b>	<b>47.94%</b>	<b>5,418,212</b>	<b>458,860</b>	<b>8.47%</b>
<b>Expenditures</b>							
Operating Expenditures	6,248,852	3,065,297	(3,183,555)	49.05%	3,131,663	(66,366)	-2.12%
Capital Outlay	2,371,353	398,432	(1,972,921)	16.80%	2,146,737	(1,748,305)	-81.44%
Water Resources Expenditures	1,614,705	1,447,175	(167,530)	89.62%	189,621	1,257,554	663.19%
Debt Service Expenditures	977,707	24,124	(953,583)	2.47%	31,802	(7,678)	-24.14%
<b>Total Water Fund Expenditures</b>	<b>11,212,617</b>	<b>4,935,028</b>	<b>(6,277,589)</b>	<b>44.01%</b>	<b>5,499,823</b>	<b>(564,795)</b>	<b>-10.27%</b>
<b>Other Financing Sources / (Uses)</b>	-	(1,640)	(1,640)	N/A	10,600	(12,240)	-115.47%
<b>Revenues Over/(Under) Expenditures</b>	<b>\$ 1,045,983</b>	<b>\$ 940,404</b>	<b>\$ (103,939)</b>	<b>N/A</b>	<b>\$ (71,011)</b>	<b>\$ 1,011,415</b>	<b>N/A</b>

<i>Operating Revenue:</i>							
<i>Water Usage</i>	\$ 7,589,000	\$ 3,740,000	\$ (3,849,000)	49.28%	\$ 3,147,687	\$ 592,313	18.82%
<i>Water Resources Revenue:</i>							
<i>Non-Food Sales/Use Tax*</i>	\$ 2,995,000	\$ 1,256,462	\$ (1,738,538)	41.95%	\$ 1,400,827	\$ (144,365)	-10.31%
<i>Debt Service:</i>							
<i>Food Taxes*</i>	\$ 1,123,000	\$ 603,501	\$ (519,499)	53.74%	\$ 524,593	\$ 78,908	15.04%

\*Due to normal collection cycles, the tax revenues presented in the above statement represent amounts collected as of the prior month and not of that of the period being reported.



**Revenue and Expenditure Report**  
**July 31, 2020**  
**Wastewater Fund**

	<b>2020 Adopted Budget</b>	<b>Actual as of July 31, 2020</b>	<b>Over/(Under) Budget</b>	<b>Collection/ Spending Rates</b>	<b>Prior Year Actual as of July 31, 2019</b>	<b>Current Year Over/(Under) Prior Year</b>	<b>Percent Difference</b>
<b>Revenues</b>							
Wastewater Charges	\$ 4,708,000	\$ 2,414,576	\$ (2,293,424)	51.29%	\$ 2,251,634	\$ 162,942	7.24%
Investment Earnings	70,000	41,066	(28,934)	58.67%	41,663	(597)	-1.43%
Contributions	-	-	-	N/A	-	-	N/A
Miscellaneous Revenue	-	73,749	73,749	N/A	-	73,749	N/A
<b>Total Wastewater Fund Revenues</b>	<b>4,778,000</b>	<b>2,529,391</b>	<b>(2,248,609)</b>	<b>52.94%</b>	<b>2,293,297</b>	<b>236,094</b>	<b>10.29%</b>
<b>Expenditures</b>							
Operating Expenditures	3,259,874	1,474,232	(1,785,642)	45.22%	1,382,818	91,414	6.61%
Capital Outlay	6,749,948	817,418	(5,932,530)	12.11%	1,219,084	(401,666)	-32.95%
Debt Service Expenditures	1,000,000	-	-		-		
<b>Total Wastewater Fund Expenditures</b>	<b>11,009,822</b>	<b>2,291,650</b>	<b>(7,718,172)</b>	<b>20.81%</b>	<b>2,601,902</b>	<b>(310,252)</b>	<b>-11.92%</b>
<b>Other Financing Sources / (Uses)</b>	<b>28,000,000</b>	<b>(30,500)</b>	<b>(28,030,500)</b>	<b>-0.11%</b>	<b>-</b>	<b>(30,500)</b>	<b>N/A</b>
<b>Revenues Over/(Under) Expenditures</b>	<b>\$ 21,768,178</b>	<b>\$ 207,241</b>	<b>\$ (22,560,937)</b>	<b>0.95%</b>	<b>\$ (308,605)</b>	<b>\$ 515,846</b>	<b>N/A</b>

**Revenue and Expenditure Report**  
**July 31, 2020**  
**Stormwater Fund**

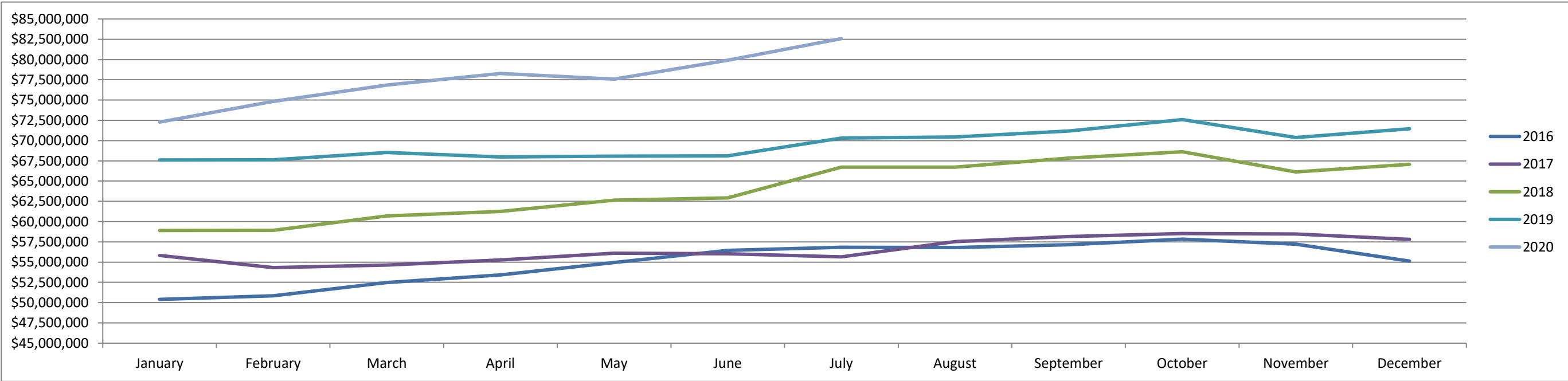
	<u>2020 Adopted Budget</u>	<u>Actual as of July 31, 2020</u>	<u>Over/(Under) Budget</u>	<u>Collection/ Spending Rates</u>	<u>Prior Year Actual as of July 31, 2019</u>	<u>Current Year Over/(Under) Prior Year</u>	<u>Percent Difference</u>
<b>Revenues</b>							
Stormwater Charges	\$ 444,000	\$ 225,446	\$ (218,554)	50.78%	\$ 234,855	\$ (9,409)	-4.01%
Investment Earnings	5,000	9,120	4,120	182.40%	6,635	2,485	37.45%
Miscellaneous Revenue	-	-	-	N/A	1,315	(1,315)	-100.00%
<b>Total Stormwater Revenues</b>	<b>449,000</b>	<b>234,566</b>	<b>(214,434)</b>	<b>52.24%</b>	<b>242,805</b>	<b>(8,239)</b>	<b>-3.39%</b>
<b>Expenditures</b>							
Stormwater Collection	156,135	51,070	(105,065)	32.71%	52,280	(1,210)	-2.31%
Capital Outlay	332,555	-	(332,555)	0.00%	-	-	N/A
<b>Total Stormwater Expenditures</b>	<b>488,690</b>	<b>51,070</b>	<b>(437,620)</b>	<b>10.45%</b>	<b>52,280</b>	<b>(1,210)</b>	<b>-2.31%</b>
<b>Revenues Over/(Under) Expenditures</b>	<b>\$ (39,690)</b>	<b>\$ 183,496</b>	<b>\$ 223,186</b>	<b>N/A</b>	<b>\$ 190,525</b>	<b>\$ (7,029)</b>	<b>-3.69%</b>

**Revenue and Expenditure Report**  
**July 31, 2020**  
**Sanitation Fund**

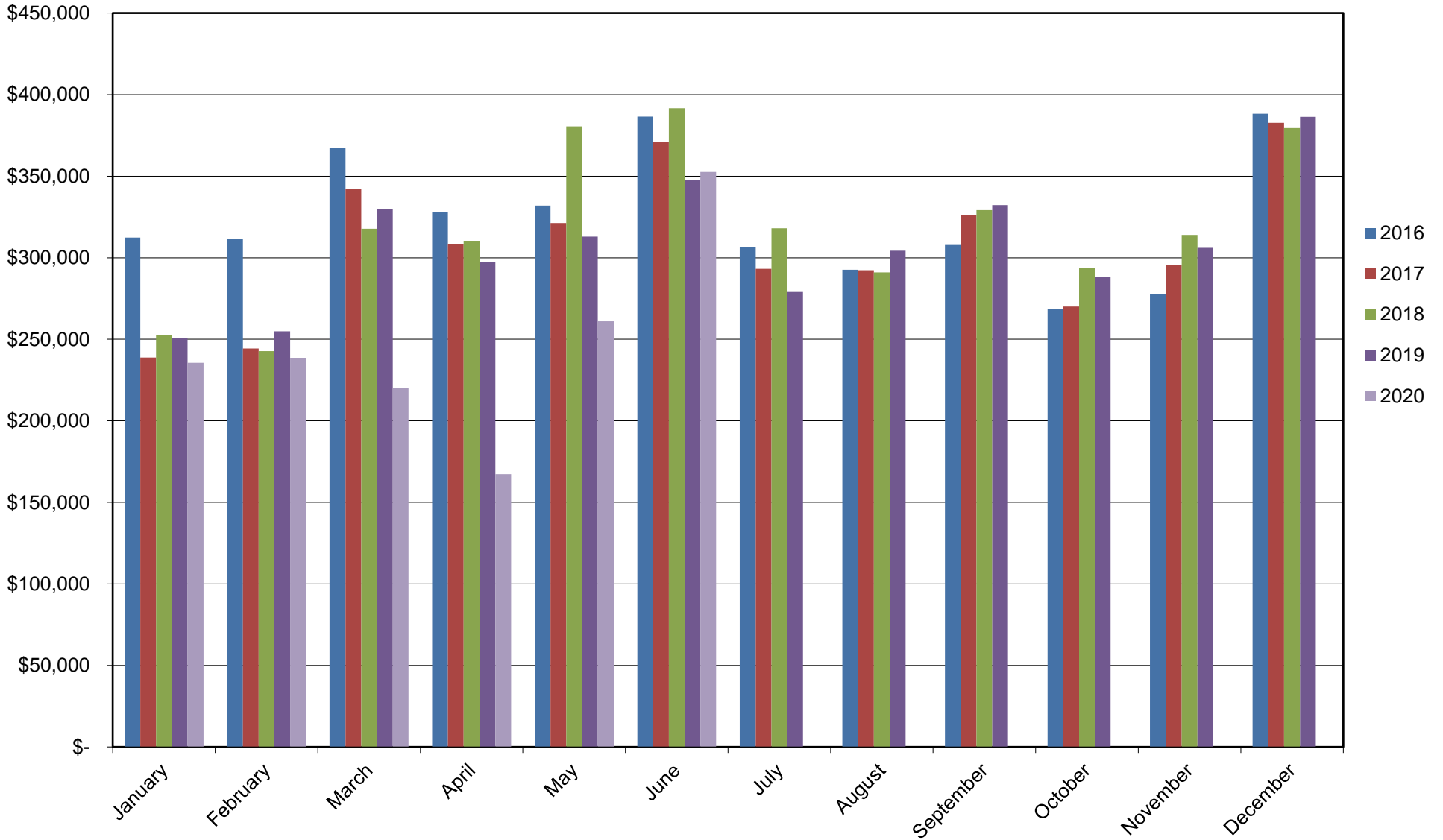
	<b>2020 Adopted Budget</b>	<b>Actual as of July 31, 2020</b>	<b>Over/(Under) Adopted Budget</b>	<b>Collection/ Spending Rates</b>	<b>Prior Year Actual as of July 31, 2019</b>	<b>Current Year Over/(Under) Prior Year</b>	<b>Percent Difference</b>
<b>Revenues</b>							
Trash Charges	\$ 1,854,000	\$ 973,564	\$ (880,436)	52.51%	\$ 977,832	\$ (4,268)	-0.44%
Recycling Revenue	12,000	10,339	(1,661)	86.16%	11,843	(1,504)	-12.70%
Polycart Revenue	18,000	17,386	(614)	96.59%	13,628	3,758	27.58%
Intergovernmental Revenue	-	-	-	N/A	19,903	(19,903)	-100.00%
Investment Earnings	35,000	26,461	(8,539)	75.60%	24,042	2,419	10.06%
Miscellaneous Revenue	-	16	16	N/A	-	16	N/A
<b>Total Sanitation Revenues</b>	<b>1,919,000</b>	<b>1,027,766</b>	<b>(891,234)</b>	<b>53.56%</b>	<b>1,047,248</b>	<b>(19,482)</b>	<b>-1.86%</b>
<b>Expenditures</b>							
Solid Waste Collection	1,528,240	798,098	(730,142)	52.22%	771,226	26,872	3.48%
Capital Outlay	939,648	-	(939,648)	0.00%	297,253	(297,253)	-100.00%
<b>Total Sanitation Expenditures</b>	<b>2,467,888</b>	<b>798,098</b>	<b>(1,669,790)</b>	<b>32.34%</b>	<b>1,068,479</b>	<b>(270,381)</b>	<b>-25.31%</b>
<b>Other Financing Sources / (Uses)</b>	<b>-</b>	<b>-</b>	<b>-</b>	<b>N/A</b>	<b>12,420</b>	<b>(12,420)</b>	<b>-100.00%</b>
<b>Revenues Over/(Under) Expenditures</b>	<b>\$ (548,888)</b>	<b>\$ 229,668</b>	<b>\$ 778,556</b>	<b>N/A</b>	<b>\$ (8,811)</b>	<b>\$ 238,479</b>	<b>N/A</b>

### Cash & Investments

	2020											
	January	February	March	April	May	June	July	August	September	October	November	December
General Fund	\$23,943,402.24	\$23,831,213.84	\$24,429,372.86	\$24,872,564.59	\$23,678,334.61	\$24,180,678.07	\$25,060,364.54					
CTF	\$237,644.25	\$109,744.90	\$205,470.88	\$205,740.58	\$206,070.71	\$302,761.90	\$303,169.21					
CDBG	(\$85,037.60)	(\$105,547.60)	(\$20,510.00)	\$0.00	\$0.00	\$0.00	\$0.00					
Capital Projects Fund	\$25,038,524.31	\$27,451,930.96	\$28,593,035.15	\$29,217,675.42	\$30,784,211.80	\$31,662,385.53	\$32,310,580.02					
Water Fund	\$16,188,867.82	\$16,215,854.66	\$16,444,822.11	\$16,800,774.45	\$15,685,129.71	\$16,270,844.18	\$17,203,810.98					
Wastewater Fund	\$3,801,916.12	\$4,076,099.15	\$3,885,882.89	\$3,746,973.26	\$3,783,201.61	\$3,959,221.48	\$4,084,850.77					
Stormwater Fund	\$798,353.52	\$830,402.04	\$850,360.64	\$882,723.27	\$876,352.16	\$908,685.50	\$943,010.79					
Sanitation Fund	\$2,356,512.08	\$2,416,693.58	\$2,467,558.47	\$2,542,100.81	\$2,576,280.75	\$2,617,208.10	\$2,674,702.64					
<b>Total</b>	<b>\$72,280,182.74</b>	<b>\$74,826,391.53</b>	<b>\$76,855,993.00</b>	<b>\$78,268,552.38</b>	<b>\$77,589,581.35</b>	<b>\$79,901,784.76</b>	<b>\$82,580,488.95</b>	<b>\$0.00</b>	<b>\$0.00</b>	<b>\$0.00</b>	<b>\$0.00</b>	<b>\$0.00</b>

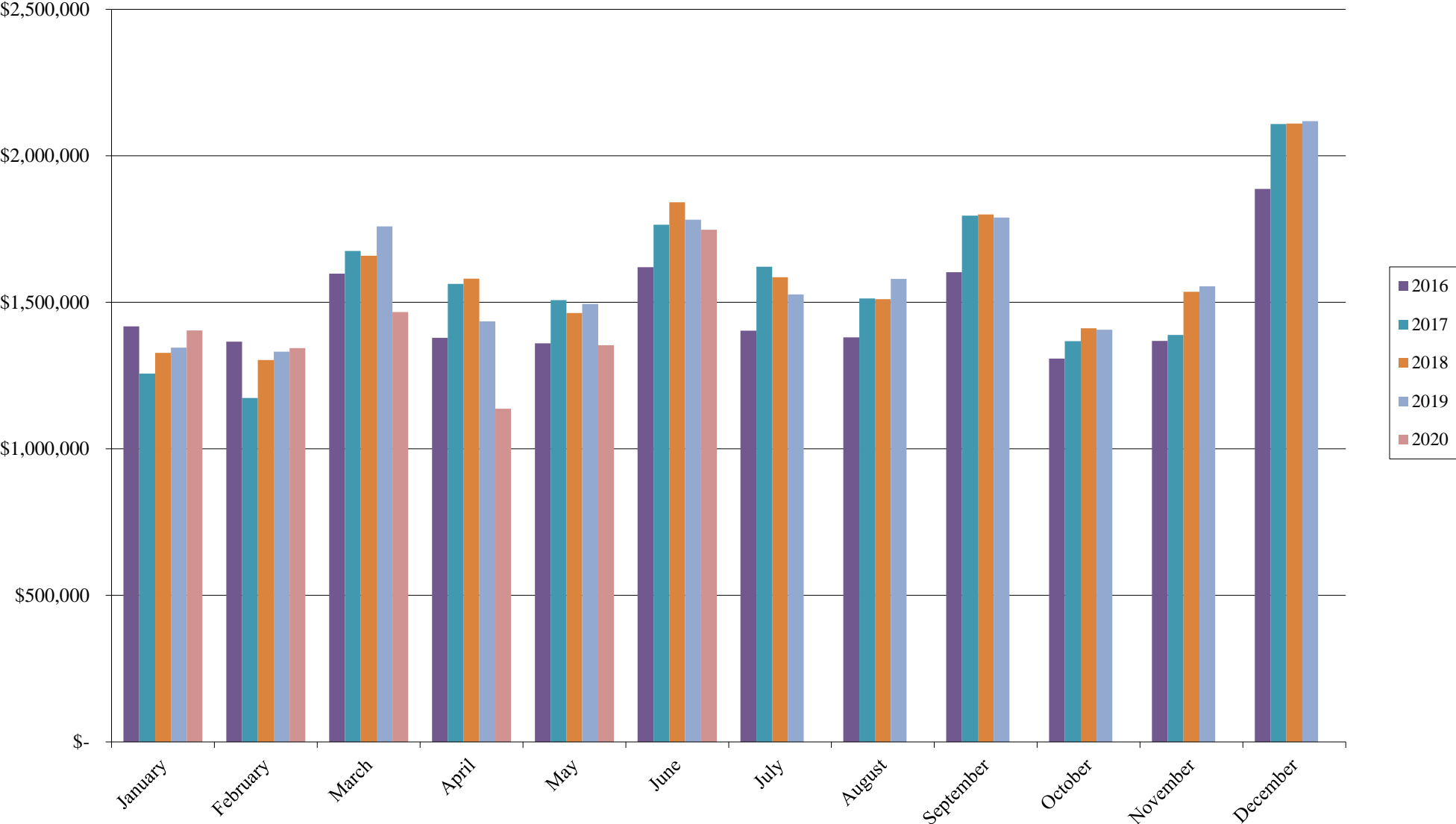


## Marketplace Sales Tax History Chart



Due to normal collection cycles, the tax revenues presented above represent amounts collected as of the prior month and not that of the period being reported.

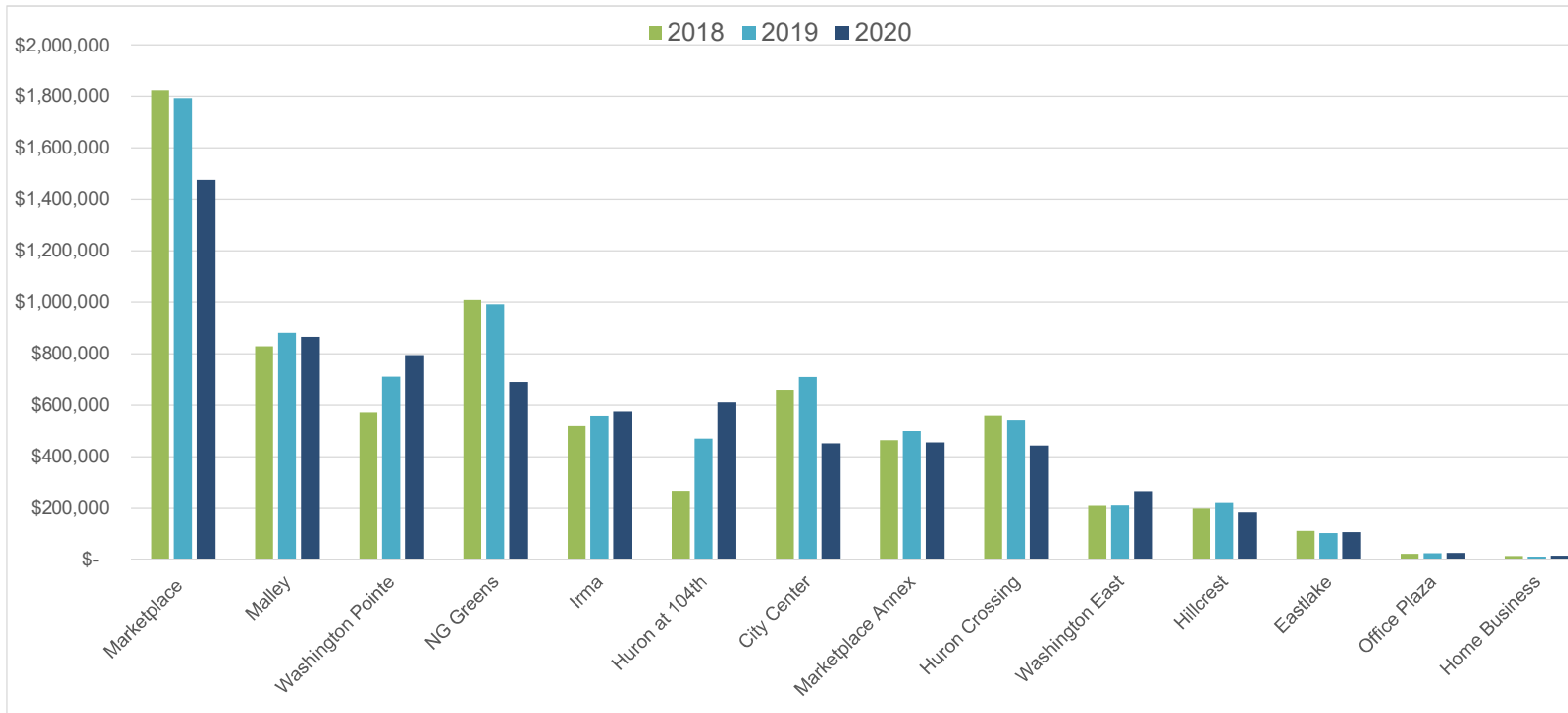
# Northglenn Sales Tax History Chart



Due to normal collection cycles, the tax revenues presented above represent amounts collected as of the prior month and not that of the period being reported.

### Tax Collected by Geographic Code

Ranking	Area	Year-to-Date			\$ Change	% Change	Sample of Area Businesses
		2018	2019	2020			
1	Marketplace	\$ 1,823,377	\$ 1,792,536	\$ 1,475,268	\$ (317,268)	-17.70%	Ross, Lowes, Cinzetti's, Texas Roadhouse, Pet Smart
2	Malley	829,822	882,090	866,268	(15,823)	-1.79%	Green Solutions, Sherwin Williams, Vitamin Cottage, Mile High Thrift
3	Washington Pointe	571,653	710,239	794,455	84,216	11.86%	O'Reilly, Safeway, Petco, Burger King, IGADI
4	NG Greens	1,009,436	991,375	689,434	(301,941)	-30.46%	Best Buy, Boot Barn, Applebees, AMF
5	Irma	520,926	558,812	576,337	17,525	3.14%	Physician Preferred, Advanced Collision, A Good Shop, The Glenn
6	Huron at 104th	265,080	470,671	612,034	141,363	30.03%	Tamale Kitchen, Save-a-Lot, Arby's, AutoZone
7	City Center	658,030	708,923	452,702	(256,220)	-36.14%	Boondocks, Ramada, Longhorn Steakhouse, Panera
8	Marketplace Annex	464,779	500,652	456,292	(44,359)	-8.86%	McDonald's, Car Toys, Taco Bell
9	Huron Crossing	559,646	542,317	443,445	(98,871)	-18.23%	Peerless Tire, Cracker Barrel, Bgood, Northglenn Autobody
10	Washington East	210,359	211,252	264,494	53,242	25.20%	Walgreens, Tires Plus, Sonic, Pizza Hut
11	Hillcrest	199,198	221,215	184,194	(37,021)	-16.74%	Red Lobster, Santiago's, Fastsigns
12	Eastlake	112,719	104,623	107,589	2,966	2.83%	Circle K, Santiago's, Jiffy Lube
13	Office Plaza	23,105	24,744	26,353	1,609	6.50%	Diamond Shamrock
14	Home Business	14,575	12,247	15,752	3,506	28.62%	
Total		\$ 7,262,705	\$ 7,731,695	\$ 6,964,618	\$ (767,076)	-9.92%	



Due to normal collection cycles, the tax revenues presented above represent amounts collected as of the prior month and not that of the period being reported.

July 2020

Cash Disbursements

<u>Date</u>	<u>Vendor</u>	<u>Check Number</u>	<u>Amount</u>	<u>Description</u>
<b>General Fund</b>				
7/31/2020	Kaiser Permanente	162314	349.51	Retiree Health Insurance
7/31/2020	Kaiser Permanente	162314	2796.06	COBRA Health Insurance
7/31/2020	Delta Dental Plan of Colo	162296	80.25	Cobra Dental
7/3/2020	Aranda Aurea	162079	50.00	Partial Restitution-C211743
7/3/2020	Sedziol Julie	162138	50.00	Partial Restitution T344534
7/3/2020	Romero Kathryn	162135	50.00	Partial Restitution T344377
7/3/2020	Gatlin Geoffrey	162105	100.00	Partial Restitution C213111
7/3/2020	Rezaee Farzaneh	162132	500.00	Final Restitution T343699
7/3/2020	Murillo Karla	162122	50.00	Partial Restitution T345258
7/17/2020	Sanchez Michael	162250	72.38	Final Restitution T344674
7/3/2020	Westman Kathryn	162149	50.00	Partial Restitution T345713
7/3/2020	Marrone Kaycie	162119	50.00	Restitution T344726
7/3/2020	Adams County Animal Shelter/Adoption Center	162074	470.00	Impound fees C216686--Gussman
7/3/2020	Walbring Elizabeth	162147	100.00	Pavilion Rental Refund
7/17/2020	Integral Recoveries Inc	162232	3277.25	Collections payment for June 2020
7/10/2020	Window Warmth LLC	162180	1000.00	Partial Sponsorship Refund
7/31/2020	Kaiser Permanente	162314	210463.58	Ee Health Insurance
7/31/2020	Delta Dental Plan of Colo	162296	7424.84	Ee Dental
7/31/2020	The Lincoln National Life Ins Co	162341	5328.53	Life and LTD Insurance
7/31/2020	NPD Benevolence Fund	162324	214.00	PD Flower Fund
7/31/2020	LegalShield	162318	302.00	Ee Legal
7/31/2020	The Lincoln National Life Ins Co	162341	2100.74	Additional Life Insurance
7/10/2020	Family Support Registry	162169	238.00	Employee Withholding
7/10/2020	Family Support Registry	162169	838.62	Employee Withholding
7/24/2020	Family Support Registry	162265	238.00	Employee Withholding
7/24/2020	Family Support Registry	162265	838.62	Employee Withholding
7/17/2020	Plumblin Services	162244	35.00	Building permit refund
7/17/2020	Home Depot USA	162229	14.14	Building Permit refund
7/17/2020	Freedom Forever	162220	389.88	Building Permit refund
7/17/2020	Northglenn Heating and AC	162238	100.00	Building permit refund
7/31/2020	Silverpeak Corp	162339	1500.00	Refund License Fee
7/17/2020	Plumblin Services	162244	50.52	Building permit refund
7/17/2020	Home Depot USA	162229	26.12	Building Permit refund
7/17/2020	Freedom Forever	162220	400.00	Building Permit refund
7/17/2020	Northglenn Heating and AC	162238	111.25	Building permit refund
7/31/2020	JJs of 120th and Grant	162351	4607.88	Business Recovery Grant - COVID-19 full payment
7/31/2020	Wearner Family Dentistry P.C.	162353	2564.47	Business Recovery Grant - COVID-19 full payment
7/10/2020	Richter Investment Company	162161	3000.00	Elevate Small Business Grant Award COVID-19 second half payment
7/31/2020	Radz LLC	162352	1373.08	Business Recovery Grant - COVID-19 full payment
7/3/2020	Asian Buffet Co Inc	162150	2329.71	Elevate Small Business Grant Award COVID-19 second half payment
7/3/2020	Northglenn Dentistry and Orthodontics PLLC	162152	3000.00	Elevate Small Business Grant Award COVID-19 second half payment
7/10/2020	Kwon Soon Seok	162157	1563.64	Elevate Small Business Grant Award COVID-19 second half payment
7/31/2020	High Ride Cycle LLC	162350	2522.40	Business Recovery Grant - COVID-19 full payment
7/31/2020	Colorado Gum Care	162289	6000.00	Elevate Small Business Grant Award COVID-19 full payment
7/31/2020	Colorado Gum Care	162349	5000.00	Business Recovery Grant - COVID-19 full payment
7/3/2020	Huynh Dung	162151	1056.00	Elevate Small Business Grant Award COVID-19 second half payment
7/10/2020	Le Hieu T	162158	951.52	Elevate Small Business Grant Award COVID-19 second half payment
7/31/2020	Sandoval Ricardo	162338	6000.00	Elevate Small Business Grant Award COVID-19 full payment
7/3/2020	Valenta Capital Management	162154	6000.00	Elevate Small Business Grant Award COVID-19 full payment
7/10/2020	Denali Dental LLC	162156	5840.98	Elevate Small Business Grant Award COVID-19 full payment
7/10/2020	All American Gas Plus LLC	162155	2888.98	Elevate Small Business Grant Award COVID-19 full payment
7/10/2020	Pho 104	162160	6000.00	Elevate Small Business Grant Award COVID-19 full payment
7/10/2020	New Rei Fa Inc	162159	3884.83	Elevate Small Business Grant Award COVID-19 full payment
7/31/2020	Earth Green Soil Amenities Inc	162300	2849.33	Fence repair 11645 Pearl St
7/31/2020	Earth Green Soil Amenities Inc	162300	3386.62	Fence repair NE corner of 104th/Washington
7/31/2020	Earth Green Soil Amenities Inc	162300	1553.16	Fence repairs Washington
7/31/2020	CIRSA	162286	6355.40	Claims
7/17/2020	Bowditch & Cassell Public Affairs	162197	3000.00	Legislative Lobbying Services
7/17/2020	Hoffman Parker Wilson & Carberry PC	162228	18448.42	Attorney fee month ending June 20 split with water fund
7/17/2020	Dell Marketing LP	162213	1379.85	Dell Latitude 5500 15" laptop
7/17/2020	Dell Marketing LP	162213	19.99	Laptop briefcase
7/3/2020	Kaesar & Blair Inc	162113	49908.71	Invoice #00528059 Through #00528070 Goody Bags Items
7/3/2020	Absolute Graphics	162073	4.64	15000 black face masks for adults and children for several even
7/3/2020	Absolute Graphics	162073	69595.36	15000 black face masks for adults and children for several even
7/17/2020	Signature Offset LLC	162252	2007.98	12 pg tabloid digital images, mail prep
7/31/2020	Jaszai Inc	162312	1125.00	30 pole banners "Stand Against Racism"
7/17/2020	B&B Blending LLC	162191	1392.00	Hand Sanitizer with sprayer COVID-19 to hand out at Grab n' Go
7/31/2020	B&B Blending LLC	162275	6000.00	2000 bottles of hand sanitizer for Adams 12 COVID-19 expense
7/3/2020	Revize LLC	162131	325.00	Homepage Template Modifications
7/17/2020	United States Postal Service	162258	13041.60	Postage for Northglenn Connection Aug-Oct 2020



7/17/2020	Stanton Solution LLC The	162254	2137.50	Interviews, follow-up, develop questions, council stragy
7/3/2020	Colorado Outdoor Inc	162094	450.00	Programming fee for digital sign
7/17/2020	Colorado Outdoor Inc	162209	450.00	Programming fee for digital sign
7/31/2020	Colorado Outdoor Inc	162290	450.00	Programming fee for digital sign
7/17/2020	Rotary Club of Northglenn-Thornton	162249	500.00	Corporate members dues second half 2020
7/3/2020	Colorado Community Media	162093	226.77	legal notices
7/3/2020	RJMS Restaurant Group LLC	162134	154.14	City Clerk adj
7/31/2020	TEXAS ROADHOUSE HOLDINGS LLC - A/P	162340	150.00	License Modification
7/17/2020	Bailhache Amanda Lee	162193	4777.00	Judge Bailhache Salary for July, 2020
7/31/2020	Bailhache Amanda Lee	162277	4777.00	Judge Bailhache Salary for August 2020
7/17/2020	Brink's Incorporated	162199	95.94	Courier Services
7/31/2020	Brink's Incorporated	162281	97.28	Courier Services
7/3/2020	Justice Systems Inc	162112	11955.00	FCE Maintenance and Support 7/01/20--6/30/21
7/17/2020	24 Hour Sign Language Services	162182	172.50	Terri Tupps for Robin Lovato T346071
7/17/2020	A & A Languages LLC	162183	202.50	Farsi Interpreter for Trial
7/17/2020	A & A Languages LLC	162183	90.00	3/17/20--Farsi--Cancellation
7/17/2020	Biggins James	162195	507.92	Post employment benefits
7/10/2020	Myers Nate	162177	400.00	Retiree Stipend
7/3/2020	Cordova Terry	162095	400.00	Retiree Stipend
7/31/2020	Cordova Terry	162293	400.00	Retiree Stipend
7/10/2020	Smith Dave	162179	400.00	Retiree Stipend
7/3/2020	Campbell Deborah	162086	776.01	Through 6/12/20
7/31/2020	Arado Mark	162271	400.00	Retiree Stipend
7/31/2020	Rocky Mountain Reserve	162334	557.45	Flex Admin
7/10/2020	Cimplx Compliance Services	162164	656.10	ACA Compliance
7/10/2020	Johnson Candy	162174	712.50	Job Match/Plan Update
7/10/2020	Investigations Law Group LLC	162173	23431.99	Independent Investigation
7/10/2020	Mines & Associates P C	162176	3857.76	3rd Qtr Fees
7/31/2020	United Site Services	162345	661.58	Rentals
7/3/2020	CenturyLink QC	162088	165.11	Phones 7208720203
7/10/2020	CenturyLink QC	162163	403.44	Phones3031119601
7/31/2020	RingCentral Inc	162333	3987.82	July telephone service
7/17/2020	Dell Marketing LP	162213	905.90	Dell Optiplex 7070 SFF
7/17/2020	Dell Marketing LP	162213	2582.92	Dell Precision 3431 SFF
7/17/2020	Dell Marketing LP	162213	1319.99	Dell Precision 3630 Tower
7/17/2020	Dell Marketing LP	162213	1680.83	Dell Precision 3630 Tower
7/17/2020	Dell Marketing LP	162213	830.04	Dell Optiplex 5070 Micro
7/17/2020	Brink's Incorporated	162199	222.56	Courier Services
7/17/2020	Brink's Incorporated	162199	6.46	Courier Services
7/31/2020	Brink's Incorporated	162281	225.68	Courier Services
7/31/2020	Safe Built Colorado Inc	162337	39409.05	inspection and permit services rendered June 2020
7/3/2020	Kurtz Kathryn	162115	300.00	preparation and administration of Administrative Hearing
7/31/2020	Kurtz Kathryn	162315	300.00	preparation and administration of Administrative Hearing
7/3/2020	Verizon Connect NWF Inc	162144	75.35	May GPS code vehicles pro-rated
7/31/2020	Verizon Connect NWF Inc	162346	75.65	June GPS code vehicles
7/31/2020	Quality-Water Biosystems Inc	162332	1679.28	June water quality
7/3/2020	United Site Services	162143	559.00	Portable restrooms EB Rains
7/3/2020	United Site Services	162143	518.00	Portable restrooms NWOS
7/3/2020	United Site Services	162143	275.42	Portable restrooms Danahy
7/31/2020	United Site Services	162345	559.00	Restrooms EB
7/31/2020	United Site Services	162345	716.43	Restrooms NWOS
7/31/2020	United Site Services	162345	275.42	Restroom Danahy
7/31/2020	Calvo Linsi	162283	7.76	Mileage reimbursement
7/31/2020	Golf & Sport Solutions	162305	940.00	Chalk and hilltopper
7/3/2020	Solsbury Hill LLC	162140	1282.34	Irrigation heads
7/3/2020	Solsbury Hill LLC	162140	576.37	irrigation
7/3/2020	Solsbury Hill LLC	162140	169.62	Irrigation couplings
7/3/2020	Solsbury Hill LLC	162140	621.92	Rotor covers
7/17/2020	Solsbury Hill LLC	162253	49.02	Irrigation parts
7/17/2020	Solsbury Hill LLC	162253	593.95	Irrigation heads
7/3/2020	Pioneer Sand Co Inc	162126	239.70	Mulch North Park
7/3/2020	Pioneer Sand Co Inc	162126	319.60	Mulch Al Thomas
7/3/2020	Pioneer Sand Co Inc	162126	239.70	Mulch South Park
7/3/2020	Pioneer Sand Co Inc	162126	119.85	Playground mulch
7/3/2020	Pioneer Sand Co Inc	162126	119.85	Playground mulch
7/3/2020	Pioneer Sand Co Inc	162126	79.90	Playground mulch
7/3/2020	Pioneer Sand Co Inc	162126	119.85	Playground mulch
7/3/2020	Pioneer Sand Co Inc	162126	119.85	Playground mulch
7/3/2020	Pioneer Sand Co Inc	162126	119.85	Playground mulch
7/3/2020	Pioneer Sand Co Inc	162126	32.45	edge pins
7/17/2020	Pioneer Sand Co Inc	162242	80.87	Topsoil
7/17/2020	Pioneer Sand Co Inc	162242	57.80	Topsoil
7/17/2020	Pioneer Sand Co Inc	162242	36.24	Topsoil
7/17/2020	Pioneer Sand Co Inc	162242	83.30	Sod
7/3/2020	CPS Distributors Inc	162097	117.94	Utility pump
7/3/2020	CPS Distributors Inc	162097	209.90	Irrigation heads
7/3/2020	CPS Distributors Inc	162097	44.01	Valves

7/3/2020	CPS Distributors Inc	162097	293.10 Irrigation
7/3/2020	CPS Distributors Inc	162097	22.00 Diaphragm assembly
7/3/2020	CPS Distributors Inc	162097	8.61 Irrigation components
7/3/2020	CPS Distributors Inc	162097	41.42 Irrigation components
7/3/2020	CPS Distributors Inc	162097	0.70 Irrigation components
7/17/2020	CPS Distributors Inc	162211	9.68 Nettcoup
7/17/2020	CPS Distributors Inc	162211	15.13 Irrigation connectors
7/17/2020	CPS Distributors Inc	162211	854.05 Sewer Drain PVC
7/17/2020	CPS Distributors Inc	162211	60.24 Cement and primer
7/17/2020	CPS Distributors Inc	162211	29.77 PVC and primer
7/31/2020	CPS Distributors Inc	162294	243.33 irrigation adaptors
7/31/2020	CPS Distributors Inc	162294	84.01 irrigation assembly
7/31/2020	CPS Distributors Inc	162294	23.15 Irrigation
7/31/2020	CPS Distributors Inc	162294	133.17 Irrigation
7/3/2020	J&P Park Acquisitions Inc	162111	15.64 Alyssum
7/3/2020	J&P Park Acquisitions Inc	162111	499.84 Vinca
7/10/2020	Xcel Energy	162181	153.36 Electric/GasUsage
7/10/2020	Xcel Energy	162181	30.03 Electric/GasUsage
7/24/2020	Xcel Energy	162266	1340.39 Electric/GasUsage
7/31/2020	Xcel Energy	162348	99.47 Electric/GasUsage
7/31/2020	Xcel Energy	162348	101.35 Electric/GasUsage
7/10/2020	Colorado Occupational Medicine Physicians	162167	70.00 Drug Screens
7/17/2020	Roberts Christina	162248	180.00 Theatre Instructor June 11 - July 2 2020
7/17/2020	Guettlein Miranda Lee	162225	480.00 Theatre Instructor June 8 - 19 2020
7/31/2020	Guettlein Miranda Lee	162307	600.00 Theatre Instructor July 13 - 24 2020
7/3/2020	Price Brandon	162128	230.00 Theatre Instructor June 14 2020
7/3/2020	Lamb Michaela	162116	200.00 NYTA Instructor June 1 - 12 2020
7/31/2020	Lamb Michaela	162316	620.00 Theatre Instructor June 17 and 25 July 6-27 2020
7/31/2020	Langley Olivia I	162317	240.00 Theatre Class Instructor July 8 - 30 2020
7/17/2020	CenturyLink QC	162203	38.82 Phones3034571578
7/17/2020	Aqueous Solution Inc	162190	833.16 Kiwanis Pool Chemicals
7/31/2020	Aqueous Solution Inc	162270	362.00 Kiwanis Pool Chemicals
7/3/2020	Scharfenberg Kelli	162137	97.27 Supply Reimbursement
7/17/2020	United Site Services	162257	51.05 Drive in and concert portapotty
7/24/2020	Xcel Energy	162266	4516.51 Electric/Gas Usage 53-1877559
7/3/2020	RCSolar-Arvada LLC	162130	362.64 Solar Subscription
7/31/2020	Athena Energy Services Holdings LLC	162272	520.32 Natural Gas Deliveries
7/31/2020	Athena Energy Services Holdings LLC	162272	137.86 Natural Gas Deliveries
7/17/2020	Colorado Department of Human Services	162208	540.00 License Continuation
7/3/2020	Lawson Deborah	162118	560.00 Background checks
7/31/2020	Pinnacol Assurance	162328	798.00 Deductables
7/3/2020	Medical Center of the Rockies	162120	942.90 SANE Exam CR#20-274.
7/10/2020	Colorado Occupational Medicine Physicians	162167	1103.00 Physicals
7/31/2020	S & B Confluence-Co LLC	162336	313.15 6-Month Custodial Agreement (\$4,070.91)
7/31/2020	S & B Confluence-Co LLC	162336	3757.76 July 2020 Custodial Services for NG Justice Center.
7/3/2020	City of Thornton	162090	32405.50 VALE 3rd Quarter 2020.
7/17/2020	Brink's Incorporated	162199	95.94 Courier Services
7/31/2020	Brink's Incorporated	162281	97.28 Courier Services
7/31/2020	Adams Cty Communication	162268	143037.25 2020 3rd Quarter Assessment General Fund.
7/31/2020	Adams Cty Communication	162268	5540.57 2020 3rd Quarter Assessment Capital Fund.
7/31/2020	Highlands Ranch Law Enforce Training Foundation	162308	18000.00 3 Cadetts to attend Colorado POST Basic Academy Aug 3 - Dec. 17
7/31/2020	Highlands Ranch Law Enforce Training Foundation	162308	425.70 Uniform Sets
7/3/2020	Adams County Finance Dept	162075	1600.00 Range on 05/04 and 05/14/2020.
7/17/2020	Adams County Finance Dept	162186	800.00 Range on 7/31/2020.
7/10/2020	Harlow Karen	162171	195.87 Employee reimbursement for July 4
7/31/2020	Bob Barker Company Inc	162279	454.33 Face Shields w/foam x20 cases - Covid PPE
7/17/2020	Delta Kits Inc	162214	630.61 4 cases of Derma Shield (48 six ounce cans).
7/3/2020	Adams County Finance Dept	162075	4844.78 Records Terminal Guard for May 2020.
7/3/2020	Adams County Finance Dept	162075	-0.03 Records Terminal Guard for May 2020
7/17/2020	Adams County Finance Dept	162186	4844.75 Records Terminal Guard for June 2020.
7/10/2020	CenturyLink QC	162163	41.68 Phones7209299635
7/31/2020	Xcel Energy	162348	4459.31 Gas/Electric Usage 53-0011705959
7/17/2020	Galls Parent Holdings LLC	162221	446.00 Uniform - Dept Share
7/17/2020	Galls Parent Holdings LLC	162221	445.99 Uniform - BVP Reimbursement
7/17/2020	Adams County Finance Dept	162186	8647.75 Animal Shelter fees/Third Quarter 2020.
7/24/2020	Xcel Energy	162266	6453.69 Electric/Gas Usage
7/3/2020	RCSolar-Arvada LLC	162130	334.91 Solar Subscription
7/31/2020	Athena Energy Services Holdings LLC	162272	78.58 Natural Gas Deliveries
7/17/2020	Heaton Corporation	162226	861.50 July janitorial services M&O W/WWTP
7/17/2020	Kone Inc	162234	458.08 #959591416 - Elevator Maintenance For City Hall & Rec. Center
7/3/2020	Tradewinds Heating and Cooling Inc	162142	435.44 #7048 - Service Charge & Temp Repair @ City Hall Server Room
7/17/2020	Schindler Elevator Corporation	162251	2574.00 Monthly Service Annual Inspection & Safety Test f/ Elevator J.C.
7/3/2020	PB Parent LLC	162125	306.50 #PS1250383 - Fire Sprinkler Inspection @ M&O
7/3/2020	Seneca Companies	162139	350.18 #1849911- Replaced Nozzle On Diesel Pump @ M&O
7/31/2020	Cintas Corporation No 2	162285	63.43 #4055370825 - Mat Rental for M&O Bldg. & Sign Shop
7/31/2020	Cintas Corporation No 2	162285	59.81 #4055992438 - Mat Rental for M&O Bldg. & Sign Shop
7/31/2020	Conserve-A-Watt Lighting Inc	162292	192.00 #S100011990.001 - Lighting for Al Thomas Park

7/10/2020	Colorado Occupational Medicine Physicians	162167	90.00 DOT Exam
7/3/2020	O'meara Ford Center Inc	162123	2321.93 FOCS748124 - Repair On Unit #231-13
7/17/2020	O'meara Ford Center Inc	162239	135.00 #FOCS748593 - Repair on Unit #224-16
7/31/2020	O'meara Ford Center Inc	162325	1774.39 #FOCS749858 - Repair on Unit #247-12
7/31/2020	O'meara Ford Center Inc	162325	30.50 #155363 - Part for Unit #525-07
7/31/2020	Dynoman Diesel Emissions & Machine Shop LLC	162299	60.00 #14795 - Emission Test On Unit #129-11
7/3/2020	Cintas Corporation No 2	162089	-104.35 Reference Inv. #404572565 3-18-20 Credited
7/3/2020	Cintas Corporation No 2	162089	25.02 #4051001640 - Shop Towel Rental for Fleet Services
7/3/2020	Cintas Corporation No 2	162089	25.02 #4051514945 - Shop Towel Rental for Fleet Services
7/3/2020	Cintas Corporation No 2	162089	25.02 #4052227561 - Shop Towel Rental for Fleet Services
7/3/2020	Cintas Corporation No 2	162089	28.90 #4052837714 - Shop Towel Rental for Fleet Services
7/3/2020	Cintas Corporation No 2	162089	27.65 #4053440032 - Shop Towel Rental for Fleet Services
7/17/2020	Cintas Corporation No 2	162205	27.65 #4054065626 - Shop Towel Rental for Fleet Services
7/17/2020	Cintas Corporation No 2	162205	27.65 #4054619900 - Shop Towel Rental for Fleet Services
7/31/2020	Cintas Corporation No 2	162285	25.84 #4055370825 - Shop Towel/Soap Rental For Fleet Shop
7/31/2020	Cintas Corporation No 2	162285	29.46 #4055992438 - Shop Towel & Soap Rental for Fleet Services
7/31/2020	Mac Equipment Inc	162320	258.56 #308013 - Part for Unit #597-10
7/3/2020	Faris Machinery	162102	492.75 #C52171 - Part for Unit #167-19
7/17/2020	Faris Machinery	162219	1596.67 #C52421 - Part for Unit #168-15
7/17/2020	Faris Machinery	162219	166.00 #C52376 - Part for Unit #166-15
7/31/2020	O.J. Watson Company Inc	162326	10.00 #0091998-IN - Part for Unit #740-19
7/31/2020	McCoy Sales Corporation	162321	47.64 #7649455 - Part for Unit #710-19
7/17/2020	L L Johnson Distributing Company	162235	382.55 #1833090-00 - Part for Unit #512-12
7/3/2020	Potestio Brothers Equipment Co	162127	546.84 #3585P - Part for Unit #587
7/3/2020	Potestio Brothers Equipment Co	162127	245.62 #4085P - Part for Stock #TCA20024
7/31/2020	Potestio Brothers Equipment Co	162329	35.58 #5330P - Part for Unit #711
7/31/2020	A&E Tire Inc	162267	469.12 #841567-81 - Tires for Unit #722-19
7/3/2020	Bruckner Truck Sales	162085	165.41 #189037V - Part for Unit #167-19
7/17/2020	Bruckner Truck Sales	162201	468.24 #189325V - Part for Stock #23025708
7/31/2020	Honnen Equipment Co	162309	85.85 #1180423 - Part for Unit #713
7/3/2020	O'meara Ford Center Inc	162123	6.76 #150838 - Part for Unit #229-15
7/3/2020	O'meara Ford Center Inc	162123	13.70 #150802 - Part for Unit #229-15
7/17/2020	O'meara Ford Center Inc	162239	49.21 #154432 - Part for Unit #232-14
7/31/2020	O'meara Ford Center Inc	162325	94.90 #157401 - Part for Unit #231-13
7/3/2020	Autozone Inc	162080	28.94 #0830152632 - Part for Unit #202-10
7/3/2020	Autozone Inc	162080	113.04 #0830152429 - Part for Unit #202-10
7/3/2020	Autozone Inc	162080	35.94 #0830159669 - Shop Supply
7/31/2020	Autozone Inc	162274	69.71 #0830177194 - Part for Unit #285
7/31/2020	Autozone Inc	162274	131.40 #0830179378 - Oil for Stock #1552
7/31/2020	Autozone Inc	162274	73.12 #0830185778 - Part for Unit #126-15
7/3/2020	Advance Stores Company Inc	162076	47.48 #2194-588680 - Part for Stock #1148
7/3/2020	Advance Stores Company Inc	162076	6.28 #2194-588824 - Part for Stock #90915
7/3/2020	Advance Stores Company Inc	162076	96.47 #2194-589158 - Parts for Unit #592
7/3/2020	Advance Stores Company Inc	162076	11.17 #2194-589006 - Part for Unit #115
7/3/2020	Advance Stores Company Inc	162076	37.68 #2194-588962 - Part for Stock #7502
7/3/2020	Advance Stores Company Inc	162076	19.08 #2194-588855 - Parts for Stock #7502 & #7035
7/3/2020	Advance Stores Company Inc	162076	39.16 #2194-589762 - Part for Stock #9005
7/3/2020	Advance Stores Company Inc	162076	20.88 #2194-589121 - Part for Stock #611
7/3/2020	Advance Stores Company Inc	162076	20.27 #2194-590025 - Parts for Stock #3739 & #7750
7/3/2020	Advance Stores Company Inc	162076	101.39 #2194-590147 - Part for Unit #115
7/3/2020	Advance Stores Company Inc	162076	-3.39 #2194-587393 - Part Credit
7/17/2020	Advance Stores Company Inc	162187	9.68 #2194-590591 - Part for Stock #7202
7/17/2020	Advance Stores Company Inc	162187	-118.47 #2194-587389 - Battery Return
7/17/2020	Advance Stores Company Inc	162187	38.34 #2194-590841 - Part for Unit #233-13
7/17/2020	Advance Stores Company Inc	162187	34.44 #2194-591017 - Part for Unit #233-13
7/17/2020	Advance Stores Company Inc	162187	117.44 #2194-590122 - Part for Unit #709
7/17/2020	Advance Stores Company Inc	162187	6.11 #2194-590414 - Part for Unit #553
7/17/2020	Advance Stores Company Inc	162187	81.18 #2194-590789 - Part for Stock #2803
7/17/2020	Advance Stores Company Inc	162187	15.42 #2194-591471 - Part for Unit #767-16
7/17/2020	Advance Stores Company Inc	162187	9.27 #2194-591536 - Part for Unit #6449
7/17/2020	Advance Stores Company Inc	162187	198.30 #2194-591470 - Parts for Stock
7/31/2020	Advance Stores Company Inc	162269	32.77 #2194-592248 - Part for Unit #301-11
7/31/2020	Advance Stores Company Inc	162269	16.48 #2194-592712 - Part for Stock #1759
7/31/2020	Advance Stores Company Inc	162269	25.19 #2194-593192 - Part for Unit #233-13
7/31/2020	Advance Stores Company Inc	162269	94.96 #2194-592627 - Part for Stock #1148
7/31/2020	Advance Stores Company Inc	162269	5.35 #2194-593917 - Part for Unit #115
7/31/2020	Advance Stores Company Inc	162269	26.42 #2194-593546 - Part for Unit #710-19
7/31/2020	Advance Stores Company Inc	162269	-10.00 #2194-592348 - Battery Core Credit
7/3/2020	Genuine Parts Company	162108	6.54 #3394-462342 - Part for Unit #170-13
7/17/2020	Genuine Parts Company	162223	15.32 #3394-465314 - Part for Unit #767-16
7/17/2020	Genuine Parts Company	162223	14.54 #3394-564599 - Graphite Lube for #171-16
7/31/2020	Genuine Parts Company	162304	44.48 #3394-466473 - Part for Unit #148-06
7/31/2020	Genuine Parts Company	162304	-35.45 #3394-466942 - Part Credit
7/31/2020	Genuine Parts Company	162304	11.34 #3394-467229 - Part for Unit #170
7/31/2020	Genuine Parts Company	162304	13.04 #3394-467247 - Part for Unit #744-15
7/31/2020	Genuine Parts Company	162304	10.58 #3394-466846 - Parts for Unit #164-14 & #166-15
7/31/2020	Johnson Auto Plaza Inc	162313	156.41 #399284 - Part for Unit #543-15

7/31/2020	Johnson Auto Plaza Inc	162313	42.79 #397930 - Part for Unit #280-10
7/31/2020	Johnson Auto Plaza Inc	162313	-50.00 #CM395481 - Core Credit
7/31/2020	Johnson Auto Plaza Inc	162313	47.36 #399410 - Part for Unit #233-13
7/3/2020	Inland Truck Parts Company	162109	368.88 #IN-634746 - Parts for Stock
7/17/2020	Inland Truck Parts Company	162231	301.93 #IN-645430 - Parts for Stock
7/17/2020	Inland Truck Parts Company	162231	505.54 #IN-639115 - Part for Unit #164-14
7/17/2020	Inland Truck Parts Company	162231	-92.00 #ICM-051224 - Part Return
7/17/2020	Inland Truck Parts Company	162231	91.50 #IN-646451 - Part for Stock #1126
7/31/2020	Inland Truck Parts Company	162311	655.12 #IN-649661 - Part for Stock #HC02451
7/31/2020	Inland Truck Parts Company	162311	697.80 #IN-654924 - Parts for Stock #70609 & #80158
7/31/2020	Inland Truck Parts Company	162311	42.54 #IN-654582 - Part for Stock #83690
7/3/2020	Padfield Inc	162124	510.48 #200976-00 - Tires for Stock #1081
7/3/2020	Padfield Inc	162124	717.32 #201965-00 - Tires for Unit #269-11
7/17/2020	Padfield Inc	162241	830.88 #205728-00 - Tires for Stock #1017
7/17/2020	Padfield Inc	162241	310.24 #204730-00 - Tires for Stock #1081
7/31/2020	Petty Cash-M&O Admin	162327	11.98 Title, plate fee
7/31/2020	Petty Cash-M&O Admin	162327	7.20 Title, plate fee
7/10/2020	Hill Enterprises Inc	162172	9424.20 #407607 - Diesel Fuel Delivered To M&O Fueling Facility 7-6-2020
7/17/2020	US Bank NA	162259	10162.13 #869364174026 - Fuel Purchased By City Vehicles Through 6-23-20
7/31/2020	Pinnacol Assurance	162328	323.04 Deductables
7/10/2020	Colorado Occupational Medicine Physicians	162167	180.00 DOT Exam/Physical
7/3/2020	Verizon Connect NWF Inc	162144	49.35 May GPS sweepers & graffiti truck
7/31/2020	Verizon Connect NWF Inc	162346	48.57 June GPS sweepers & graffiti truck
7/31/2020	Brannan Sand & Gravel Company LLC	162280	88.44 Asphalt for Larson & Malley sinkhole
7/3/2020	Colorado Asphalt Services LLC	162092	1888.60 Cold mix for street repairs
7/3/2020	Colorado Asphalt Services LLC	162092	698.60 Cold mix for street repairs
7/17/2020	Amerigas Propane LP	162189	602.00 Propane
7/17/2020	Faris Machinery	162219	246235.00 2020 Elgin Pelican Street Sweeper w/options
7/17/2020	Ulteig Engineers Inc	162255	967.50 Services through May 30, 2020
7/17/2020	CenturyLink QC	162203	0.38 Phones88167368
7/10/2020	Xcel Energy	162181	43058.10 Electric/GasUsage
7/10/2020	Xcel Energy	162181	73.77 Electric/GasUsage
7/10/2020	Xcel Energy	162181	14.49 Electric/GasUsage
7/10/2020	Xcel Energy	162181	2779.96 Electric/GasUsage
7/10/2020	Xcel Energy	162181	201.99 Electric/GasUsage
7/31/2020	Xcel Energy	162348	194.06 Electric/GasUsage

**Capital Projects Fund**

7/3/2020	DHM Design Corporation	162099	3069.75 City - JCW park design
7/31/2020	DHM Design Corporation	162297	1487.12 City - JCW park design
7/3/2020	DHM Design Corporation	162099	18418.50 ADCO - JCW park design
7/31/2020	DHM Design Corporation	162297	4461.38 ADCO - JCW park design
7/3/2020	DHM Design Corporation	162099	9209.25 DOLA - JCW park design
7/31/2020	DHM Design Corporation	162297	8922.75 DOLA - JCW park design
7/17/2020	Brannan Sand & Gravel Company LLC	162198	75204.30 Period from May 20 to June 20, 2020
7/17/2020	Econolite Control Products Inc	162218	25540.00 Cobalt Standard TS1/TS2-T2 controller
7/17/2020	Econolite Control Products Inc	162218	29950.00 Intuicom
7/31/2020	Felsburg Holt & Ullevig Inc	162303	882.25 Progress Report 05/26/20 to 05/31/20
7/31/2020	Felsburg Holt & Ullevig Inc	162303	3529.00 Progress Report 05/26/20 to 05/31/20
7/3/2020	Sustainable Traffic Solutions Inc	162141	12247.50 Contract#2020-18 Modified School Zone Safety Assesment Hillcrest
7/31/2020	Xcel Energy	162348	194.85 Gas/Electric Usage 53-0012883226
7/17/2020	CTL Thompson Inc	162212	1185.00 NGCC dewatering testing
7/10/2020	FCI Constructors Inc	162170	1516375.33 Construction services through 5/31/20
7/10/2020	Barker Rinker Seacat Architecture	162162	53007.96 Professional services through May 31, 2020
7/10/2020	Barker Rinker Seacat Architecture	162162	975.00 CO #05 - Running Track Support Structure Re-design
7/10/2020	Cumming Management Group Inc	162168	20067.00 Professional services through May 31, 2020
7/17/2020	alm2s	162188	1867.50 Period: March 3 - June 23, 2020
7/17/2020	Brannan Sand & Gravel Company LLC	162198	478842.84 Period from May 20 to June 20, 2021
7/17/2020	Brannan Sand & Gravel Company LLC	162198	16350.54 Period from May 20 to June 20, 2022
7/31/2020	Atkins North America Inc	162273	683.08 Invoicing Period Dec. 30, 2019-June 30, 2020

**Water Fund**

7/3/2020	SCHAEFER DAVID OR BETTY	162136	34.51 Refund Check
7/3/2020	CARLSON LOWELL	162087	67.91 Refund Check
7/3/2020	VIGIL JOSEPH	162145	2469.05 Refund Check
7/31/2020	DBDD LLC	162295	139.14 Refund Check
7/31/2020	RODRIQUEZ CATHY	162335	199.93 Refund Check
7/31/2020	Colt & Steel Corporation	162291	2000.00 Construction Water Meter Deposit Refund
7/17/2020	Henkels & McCoy Inc	162227	2000.00 Construction Water Meter Deposit Refund
7/31/2020	Kaiser Permanente	162314	35254.92 Ee Health Insurance
7/31/2020	The Lincoln National Life Ins Co	162341	1233.14 Life and LTD Insurance
7/31/2020	The Lincoln National Life Ins Co	162341	343.70 Additional Life Insurance
7/10/2020	Colorado Dept of Revenue	162166	22.50 Employee Withholding
7/24/2020	Colorado Dept of Revenue	162264	22.50 Employee Withholding
7/17/2020	Hoffman Parker Wilson & Carberry PC	162228	185.00 Attorney fee month ending June 20 split with general fund

7/31/2020	Kaiser Permanente	162314	349.52	Retiree Health Insurance
7/24/2020	CenturyLink QC	162263	275.52	Phones
7/31/2020	RingCentral Inc	162333	1329.27	July telephone service
7/17/2020	Dell Marketing LP	162213	905.90	Dell Optiplex 7070 SFF
7/17/2020	Dell Marketing LP	162213	1680.83	Dell Precision 3630 Tower
7/17/2020	Dell Marketing LP	162213	8145.54	Dell Optiplex 7070 SFF
7/17/2020	Dell Marketing LP	162213	1277.41	Dell Precision 3630 Tower
7/17/2020	Dell Marketing LP	162213	96.74	Dell E2020H Monitor
7/17/2020	Dell Marketing LP	162213	209.24	Dell P2419H monitor
7/17/2020	Dell Marketing LP	162213	343.48	Dell P2219H monitor
7/17/2020	Brink's Incorporated	162199	333.84	Courier Services
7/17/2020	Brink's Incorporated	162199	6.46	Courier Services
7/31/2020	Brink's Incorporated	162281	338.51	Courier Services
7/17/2020	Output Services Inc	162240	3900.00	UB Annual Postage 2020
7/17/2020	Output Services Inc	162240	910.00	UB Annual Printing 2020
7/17/2020	Heaton Corporation	162226	861.50	July janitorial services M&O W/WWTP
7/31/2020	Tradewinds Heating and Cooling Inc	162344	3900.00	#7146 - Replacement of Condensing Coil @ WTF
7/10/2020	CenturyLink QC	162163	734.58	Phones3031119601
7/10/2020	CenturyLink QC	162163	39.41	Phones3039209057
7/17/2020	Raatz William Adam	162246	630.00	H25 control demonstration project
7/17/2020	CenturyLink QC	162203	31.91	Phones3032520397
7/17/2020	Didier Steve	162216	3649.60	Security Camera Project
7/17/2020	ACZ Laboratories Inc	162185	119.50	Rad Chem Analysis
7/3/2020	Browns Hill Engineering & Controls Inc	162084	1570.00	Historian Server Replacement
7/3/2020	Browns Hill Engineering & Controls Inc	162084	264.00	VFD Wiring Diagrams for Low Zone
7/17/2020	Browns Hill Engineering & Controls Inc	162200	410.90	NVR Hard Drive Upgrade.
7/3/2020	Keesen Landscape Management Inc	162114	1590.00	Mowing
7/10/2020	CenturyLink QC	162163	120.54	Phones3039209057
7/3/2020	Municipal Treatment Equipment Inc	162121	99.20	Inventory Supplies
7/3/2020	Municipal Treatment Equipment Inc	162121	225.00	Inventory Supplies
7/17/2020	Municipal Treatment Equipment Inc	162236	534.54	Shop Supplies A3-SXX-C
7/31/2020	Municipal Treatment Equipment Inc	162323	1020.00	Chemical Ling Tubing #A25340CUSTOM
7/17/2020	Chemtrade Chemicals Corporation	162204	4217.53	Delivered 6/10/2020 Aluminum Sulfate 11.748 tons @ \$359 per to
7/31/2020	Chemtrade Chemicals Corporation	162284	4206.04	Rcvd: 7/7/20 Aluminum Sulfate 11.716 ton @ \$359 per ton.
7/3/2020	DPC Industries Inc	162100	5247.46	Rcvd: 6/3/2020 Sodium Hypo 4447 gals @ \$1.18
7/31/2020	DPC Industries Inc	162298	5719.05	Rcvd: 7/6/20 Sodium Hypo 4468 gals @ \$1.28 per gal.
7/17/2020	Nalco Company LLC	162237	7389.90	RVCD: 6/22/2020 Cat-Floc 4590 lbs @ \$1.61 lbs
7/17/2020	Absolute Graphics	162184	149.64	Embroidered Hats
7/24/2020	Xcel Energy	162266	253.69	Electric/Gas Usage 53-1877559
7/3/2020	RCSolar-Arvada LLC	162130	6084.60	Solar Subscription
7/17/2020	ACZ Laboratories Inc	162185	379.37	Phenols Analysis
7/17/2020	ACZ Laboratories Inc	162185	119.50	Rad Chem Analysis
7/17/2020	Boothe Janis	162196	358.50	Clean Mercury Study Samples.
7/3/2020	Colorado Analytical Lab	162091	243.20	Cyanide Total Analysis.
7/31/2020	Thermo Electron North America LLC	162342	2770.00	ICS PM - Labor & Travel.
7/3/2020	General Air Service & Supply Co	162107	93.60	Cylinder Rentals
7/17/2020	General Air Service & Supply Co	162222	90.57	Cylinder Rentals
7/3/2020	VWR Funding Inc	162146	120.11	OPS Supplies - Chamber Cleaner.
7/3/2020	VWR Funding Inc	162146	214.76	Lab Supplies - DPD Total Refill Vial
7/3/2020	VWR Funding Inc	162146	207.24	Lab Supplies - DPD Refill Vial Pack
7/31/2020	Thermo Electron North America LLC	162342	1112.62	ICS PM Kit #057954
7/31/2020	Thermo Electron North America LLC	162342	63.49	ICS PM Kit Assembly #071575
7/31/2020	Graybar Electric Company Inc	162306	942.57	VFD Install - Reel Wire
7/3/2020	Broomfield Sheet Metal Inc	162083	350.00	VFD Installation Sheet Metal
7/31/2020	Lovila Community Betterment	162319	100.00	Charity Donantion in Lieu of Sympathy Flowers for Randy Ostby
7/17/2020	Graybar Electric Company Inc	162224	706.87	VFD Install - Comms Ethernet
7/3/2020	Instrument & Supply West Inc	162110	2303.18	DPS #1 Repair Assemblies
7/17/2020	Pipestone Equipment LLC	162243	27835.55	Two Cla-Valves for Emergency Repairs.
7/3/2020	Verizon Connect NWF Inc	162144	32.90	May GPS utility trucks
7/31/2020	Verizon Connect NWF Inc	162346	32.38	June GPS utility trucks
7/3/2020	Albert Frei and Sons Inc	162078	1885.75	#382206 - Class 6 Base (3/4") for Water Projects
7/3/2020	Albert Frei and Sons Inc	162078	2062.36	#382205 - Squeegee-#9 for Water Projects
7/3/2020	Core & Main LP	162096	45.28	#M478127 - Water Parts
7/3/2020	Core & Main LP	162096	113.60	#M407588 - Water Meter Parts
7/3/2020	Badger Meter Inc	162081	20662.00	#1370931 Water Meter Parts
7/17/2020	Badger Meter Inc	162192	7371.70	#1372578 - Water Meters
7/31/2020	Badger Meter Inc	162276	400.00	#1374261 - Water Meters
7/31/2020	Badger Meter Inc	162276	21062.00	#1374763 - Water Meters
7/3/2020	Farmers Reservoir & Irrigation	162103	18389.19	May 2020 Billing
7/31/2020	Farmers Reservoir & Irrigation	162302	12491.77	#2022775-IN - June 2020 Billing
7/31/2020	Prairie Dog Pros LLC	162330	425.00	#1185 - Monthly Prairie Dog Maintenance Service
7/24/2020	Xcel Energy	162266	612.23	Electric/Gas Usage 53-1877559
7/31/2020	HRS Water Consultants Inc	162310	5058.50	17536 Engineering Services For The Period June 1 - June 30, 2020
7/3/2020	Lamp Rynearson Inc	162117	3459.50	#0414497.01-0000074 - Professional Services 4-26-20 to 5-23-20
7/17/2020	Print Partners LLC	162245	1010.00	#73201 - July Utility Bill Insert
7/10/2020	City of Northglenn	162165	1566.00	Water Rebates for May2020
7/17/2020	City of Northglenn	162206	4117.47	Water Rebate Program

7/17/2020	Resource Central	162247	453.75 #5031 - June 2020 Slow the Flow Outdoor Audits
7/17/2020	Raatz William Adam	162246	5270.00 Filter to Waste Automation Consulting June 2020

**Wastewater Fund**

7/31/2020	Kaiser Permanente	162314	16805.54 Ee Health Insurance
7/31/2020	The Lincoln National Life Ins Co	162341	611.50 Life and LTD Insurance
7/31/2020	The Lincoln National Life Ins Co	162341	132.83 Additional Life Insurance
7/10/2020	Colorado Dept of Revenue	162166	22.50 Employee Withholding
7/24/2020	Colorado Dept of Revenue	162264	22.50 Employee Withholding
7/17/2020	Core & Main LP	162210	205.00 Lift Station B Pipe #20016122823
7/17/2020	Jash USA Inc	162233	2511.00 Basin Slide Gate Maintenance - Hoist Parts
7/3/2020	Denver Electric Motor Sales and Service Inc	162098	1046.00 Lift Station A Wet-Well Motor - Marathon C364A
7/17/2020	UNCC	162256	612.39 #220060861 - RTL Transmissions Through 6-30-2020
7/24/2020	Xcel Energy	162266	8243.37 Electric/Gas Usage 53-1877559
7/3/2020	RCSolar-Arvada LLC	162130	1519.31 Solar Subscription
7/17/2020	Indigo Water Group LLC	162230	560.00 Odor Control Consulting - Anerobic Pond
7/3/2020	GEI Consultants Inc	162106	2712.00 Q2 - WET Testing 007 for NPDES Permit CO0036757.
7/31/2020	Browns Hill Engineering & Controls Inc	162282	1542.20 WWTP Task List Completion
7/3/2020	Colorado Analytical Lab	162091	156.80 Metals & BOD5 Analysis.
7/3/2020	Colorado Analytical Lab	162091	56.00 BOD5 Analysis
7/17/2020	Colorado Analytical Lab	162207	56.00 BOD-5 Analysis
7/17/2020	Colorado Analytical Lab	162207	364.00 BOD5
7/31/2020	Colorado Analytical Lab	162287	624.80 Various Metals
7/31/2020	Colorado Analytical Lab	162287	184.80 Metals
7/31/2020	Colorado Analytical Lab	162287	84.00 BOD5
7/31/2020	Colorado Dept of Public Health	162288	13920.00 FGo1_CO0036757 WQCD Permit.
7/3/2020	Quality Well And Pump	162129	763.55 Equipment Maintenance/Repair
7/3/2020	Quality Well And Pump	162129	520.11 Equipment Maintenance/Repair
7/3/2020	Quality Well And Pump	162129	253.67 Equipment Maintenance/Repair
7/31/2020	Mountain View Water Users	162322	40.00 Potable Water Service 4,000 Gallons
7/3/2020	Waste Connections of Co Inc	162148	564.00 Waste Hauling Service.
7/31/2020	Waste Connections of Co Inc	162347	564.00 Waste Hauling Service.
7/3/2020	Keesen Landscape Management Inc	162114	6640.00 Mowing
7/3/2020	Evoqua Water Technologies LLC	162101	14810.60 Delivered 6/6/2020 Bioxide 4029 gals @ \$3.676
7/3/2020	Evoqua Water Technologies LLC	162101	16898.15 Delivered 6/6/2020 Bioxide+71 4029 gal @ \$3.676
7/31/2020	Evoqua Water Technologies LLC	162301	16801.26 Dlvd: 6/29/2020 Bioxide+71 3815 gals @ &4.404
7/17/2020	DPC Industries Inc	162217	365.00 RCVD: 6/16/2020 Sodium Hypochlorite 154 gals @ \$2.50 per gal.
7/17/2020	Detection Instruments Corporation	162215	4611.49 Odor Control Monitoring Equip. - Aculog APPB2000
7/17/2020	Detection Instruments Corporation	162215	150.00 Odor Control Monitoring Equip. - Acrustat Software
7/17/2020	Detection Instruments Corporation	162215	195.00 Odor Control Monitoring Equip. - Aculp g ppm/ppb Industrail Shelt
7/31/2020	Xcel Energy	162348	79.10 Gas/Electric Usage 53-0011660148
7/31/2020	Xcel Energy	162348	52.13 Gas/Electric Usage 530011660151
7/17/2020	Boothe Janis	162196	358.50 Clean Mercury Study Samples.
7/3/2020	Alan Plummer and Associates Inc	162077	1661.40 Design Services Through 5/2020 - Bunker Hill
7/31/2020	Providence Infrastructure Consultants Inc	162331	59795.16 Lift Station A & Force Main June Consulting Service

**Stormwater Fund**

7/31/2020	Kaiser Permanente	162314	460.15 Ee Health Insurance
7/31/2020	The Lincoln National Life Ins Co	162341	37.68 Life and LTD Insurance

**Sanitation Fund**

7/31/2020	Kaiser Permanente	162314	12362.74 Ee Health Insurance
7/31/2020	The Lincoln National Life Ins Co	162341	310.11 Life and LTD Insurance
7/31/2020	The Lincoln National Life Ins Co	162341	298.78 Additional Life Insurance
7/10/2020	Konarski Dariusz	162175	488.23 Replace basketball hoop
7/10/2020	Patton Jamie	162178	297.85 Repair damage to vehicle
7/24/2020	Xcel Energy	162266	210.30 Electric/Gas Usage 53-1877559
7/10/2020	Colorado Occupational Medicine Physicians	162167	90.00 DOT Exam
7/3/2020	BFI Waste Systems of North America	162082	12818.45 June 1-15 landfill fee for residential trash disposal
7/17/2020	BFI Waste Systems of North America	162194	11883.34 June 16-30 landfill fee for residential trash disposal
7/31/2020	BFI Waste Systems of North America	162278	9867.03 July 1-15 landfill fee for residential trash disposal
7/3/2020	Verizon Connect NWF Inc	162144	115.15 May GPS trash trucks
7/31/2020	Verizon Connect NWF Inc	162346	113.33 June GPS trash trucks
7/17/2020	WM Recycle America LLC	162261	7222.63 May Single Stream Recycling Services
7/3/2020	Front Range Landfill	162104	76.60 June 1-15 back up landfill services
7/17/2020	Vermeer Sales & Service of Colorado Inc	162260	3800.00 Tub grinder rental
7/17/2020	Buckeye Welding Supply Inc	162202	105.70 #03171937 - Welding Supplies
7/17/2020	Genuine Parts Company	162223	29.08 #3394-564599 - Graphite Lube for Solid Waste
7/31/2020	Toter Inc	162343	7818.24 96g EVR Universal cart. Green body w/green lid. Serial #'s conse
7/3/2020	Rhinehart Oil Co Inc	162133	700.20 Diesel exhaust fluid

Grand Total	\$ 3,988,442.98
-------------	-----------------

CITY OF NORTHGLENN  
MAYOR / CITY COUNCIL  
2020 OPERATING EXPENDITURES

DATE	TYPE	VENDOR	TOTAL	COUNCILPERSON										Comment	
				Council Wide	Mayor Leighty	Witkovich	Peterson	Downing	Brown	Goff	Mullica	Esquibel	Willford		
<b>General Fund 10</b>															
<b>61100 Professional Services</b>															
01/29/20	Check	Bowditch & Cassell Public Affairs	3,000.00	3,000.00											Legislative Lobbying Services
02/03/20	Check	Jo M Mattoon	600.00	600.00											City Council employee evaluation process
02/06/20	Check	Hoffman, Parker, Wilson, & Carberry PC	12,559.07	12,559.07											City Attorney Fee for January 2020
02/06/20	Check	Hoffman, Parker, Wilson, & Carberry PC	3,000.00	3,000.00											Prosecuting Attorney for January 2020
02/10/20	Check	Hoffman, Parker, Wilson, & Carberry PC	40.00	40.00											City Attorney Fee for January 2020
02/25/20	Check	Kaplan Kirsch & Rockwell LLP	710.00	710.00											Water / Wastewater Attorney
02/26/20	Check	Bowditch & Cassell Public Affairs	3,000.00	3,000.00											Legislative Lobbying Services
03/09/20	Check	Hoffman, Parker, Wilson, & Carberry PC	14,110.39	14,110.39											City Attorney Fee for February 2020
03/09/20	Check	Hoffman, Parker, Wilson, & Carberry PC	3,000.00	3,000.00											Prosecuting Attorney for February 2020
03/30/20	Check	Bowditch & Cassell Public Affairs	3,000.00	3,000.00											Legislative Lobbying Services
04/06/20	Check	Hoffman, Parker, Wilson, & Carberry PC	11,538.50	11,538.50											City Attorney Fee for March 2020
04/06/20	Check	Hoffman, Parker, Wilson, & Carberry PC	3,000.00	3,000.00											Prosecuting Attorney for March 2020
04/10/20	Check	Kaplan Kirsch & Rockwell LLP	177.50	177.50											Water / Wastewater Attorney
04/27/20	Check	Bowditch & Cassell Public Affairs	3,000.00	3,000.00											Legislative Lobbying Services
05/07/20	Check	Hoffman, Parker, Wilson, & Carberry PC	19,003.42	19,003.42											City Attorney Fee for April 2020
05/07/20	Check	Hoffman, Parker, Wilson, & Carberry PC	3,000.00	3,000.00											Prosecuting Attorney for April 2020
05/28/20	Check	Bowditch & Cassell Public Affairs	3,000.00	3,000.00											Legislative Lobbying Services
06/08/20	Check	Hoffman, Parker, Wilson, & Carberry PC	24,095.27	24,095.27											City Attorney Fee for May 2020
06/08/20	Check	Hoffman, Parker, Wilson, & Carberry PC	3,000.00	3,000.00											Prosecuting Attorney for May 2020
06/29/20	Check	Bowditch & Cassell Public Affairs	3,000.00	3,000.00											Legislative Lobbying Services
07/08/20	Check	Hoffman, Parker, Wilson, & Carberry PC	15,448.42	15,448.42											City Attorney Fee for June 2020
07/08/20	Check	Hoffman, Parker, Wilson, & Carberry PC	3,000.00	3,000.00											Prosecuting Attorney for June 2020
07/21/20	Check	Jo M Mattoon	600.00	600.00											City Council employee evaluation process
07/28/20	Check	Bowditch & Cassell Public Affairs	3,000.00	3,000.00											Legislative Lobbying Services
<b>Total Professional Services</b>															
	<b>Actual</b>		<b>137,882.57</b>	<b>137,882.57</b>	-	-	-	-	-	-	-	-	-	-	
	<b>Budget</b>		<b>283,000.00</b>	<b>283,000.00</b>	-	-	-	-	-	-	-	-	-	-	
	<b>Variance</b>		<b>145,117.43</b>	<b>145,117.43</b>	-	-	-	-	-	-	-	-	-	-	
<b>61500 Communication Services</b>															
01/30/20	Check	Katie Warnke	95.00	95.00											Photo shop charges for city council group pictures
01/31/20	Pcard	Scudder Press	578.40	578.40											City of Northglenn note cards
01/31/20	Pcard	Scudder Press	697.12		697.12										Mingle with the Mayor postcards
02/29/20	Pcard	Scudder Press	677.93		677.93										Mingle with the Mayor postcards
02/29/20	Pcard	Westview Elementary	50.00								25.00		25.00	Ward 4 community meeting room deposit	
03/31/20	Pcard	Scudder Press	629.41								314.70		314.71	Ward 4 community meeting post cards	
03/31/20	Pcard	Scudder Press	84.00			42.00	42.00							Ward 1 Council member information	
04/30/20	Pcard	Scudder Press	540.32	540.32										2020 Legislative Guides	
06/30/20	Pcard	Westview Elementary	(50.00)								(25.00)		(25.00)	Refund from the Adams 12 for canceled Ward meeting	
06/30/20	Pcard	USPS	5.45						5.45					Mail masks to Council member Brown	
06/30/20	Pcard	Scudder Press	608.62			304.31	304.31							Ward 1 Virtual Community meeting post cards	
<b>Total Communication Services</b>															
	<b>Actual</b>		<b>3,916.25</b>	<b>1,213.72</b>	<b>1,375.05</b>	<b>346.31</b>	<b>346.31</b>	-	<b>5.45</b>	-	-	<b>314.70</b>	<b>314.71</b>		
	<b>Budget</b>		<b>20,100.00</b>	<b>20,100.00</b>	-	-	-	-	-	-	-	-	-		
	<b>Variance</b>		<b>16,183.75</b>	<b>18,886.28</b>	<b>(1,375.05)</b>	<b>(346.31)</b>	<b>(346.31)</b>	-	<b>(5.45)</b>	-	-	<b>(314.70)</b>	<b>(314.71)</b>		
<b>61600 Training/Registration</b>															
01/31/20	Pcard	Colorado Municipal League	110.00					110.00						2020 CML Legislative workshop	
01/31/20	Pcard	Colorado Municipal League	110.00						110.00					2020 CML Legislative workshop	
01/31/20	Pcard	Colorado Municipal League	110.00										110.00	2020 CML Legislative workshop	
01/31/20	Pcard	City of Northglenn	56.00								56.00			NSO lunch meetings	
01/31/20	Pcard	National League of Cities	715.00					715.00						NLC conference March 2020 Washington DC	
01/31/20	GL	Reverse JE #11 CPAAAN	308.00		28.00			56.00	56.00	56.00		56.00	56.00	Police Awards dinner and Police Ball	
02/09/20	Pcard	Colorado Municipal League	140.00											2020 CML Legislative workshop	
02/09/20	Pcard	Colorado Municipal League	311.00			311.00								CML Annual Conference registration	
02/09/20	Pcard	Frontier Airlines	326.80					326.80						NLC Conference Washington DC airfare	
02/09/20	Pcard	Omni Shorehema	343.70					343.70						NLC Conference Washington DC lodging deposit	
02/09/20	Pcard	Five Star Education	300.00				100.00				100.00		100.00	Five Star Education Foundation Reach for the Stars Gala	
02/09/20	Pcard	Colorado Municipal League	311.00									311.00		CML Annual Conference registration	
03/18/20	Check	Joyce Downing	76.75					76.75						NLC Conference - Washington DC	
03/31/20	Pcard	Colorado Municipal League	352.00		352.00									CML Conference registration	
03/31/20	Pcard	Colorado Municipal League	352.00										352.00	CML Conference registration	

CITY OF NORTHGLENN  
MAYOR / CITY COUNCIL  
2020 OPERATING EXPENDITURES

DATE	TYPE	VENDOR	TOTAL	COUNCILPERSON										Comment		
				Council Wide	Mayor Leighty	Witkovich	Peterson	Downing	Brown	Goff	Mullica	Esquibel	Willford			
03/31/20	Pcard	Omni Shorehama	1,059.57					1,059.57								NLC Conference lodging
05/31/20	Pcard	Credit For Co Municipal League-Esquibel	(311.00)									(311.00)				CML Conference canceled registration refund
05/31/20	Pcard	Credit For Co Municipal League-Leighty	(352.00)		(352.00)											CML Conference canceled registration refund
05/31/20	Pcard	Credit For Co Municipal League-Willford	(352.00)											(352.00)		CML Conference canceled registration refund
05/31/20	Pcard	Credit For Co Municipal League-Witkovich	(311.00)			(311.00)										CML Conference canceled registration refund
07/31/20	Pcard	National League of Cities	25.00					25.00								NLC Constituency Group Virtual Summit
<b>Total Training/Registration</b>																
		<b>Actual</b>	<b>3,680.82</b>	-	<b>28.00</b>	-	<b>240.00</b>	<b>2,712.82</b>	<b>56.00</b>	<b>166.00</b>	<b>100.00</b>	<b>112.00</b>	<b>266.00</b>			
		<i>Budget</i>	<i>40,500.00</i>	-	<i>4,500.00</i>	<i>4,500.00</i>	<i>4,500.00</i>	<i>4,500.00</i>	<i>4,500.00</i>	<i>4,500.00</i>	<i>4,500.00</i>	<i>4,500.00</i>	<i>4,500.00</i>			
		<i>Variance</i>	<i>36,819.18</i>	-	<i>4,472.00</i>	<i>4,500.00</i>	<i>4,260.00</i>	<i>1,787.18</i>	<i>4,444.00</i>	<i>4,334.00</i>	<i>4,400.00</i>	<i>4,388.00</i>	<i>4,234.00</i>			
<b>62100 Office Supplies</b>																
		<b>Total Office Supplies</b>														
		<b>Actual</b>	-	-	-	-	-	-	-	-	-	-	-			
		<i>Budget</i>	<i>200.00</i>	<i>200.00</i>	-	-	-	-	-	-	-	-	-			
		<i>Variance</i>	<i>200.00</i>	<i>200.00</i>	-	-	-	-	-	-	-	-	-			
<b>62300 Operating Supplies</b>																
01/22/20	Check	Absolute Graphics	434.64	42.80	226.40	73.72				91.72						Logo apparel
01/22/20	Check	Katie Warnke	346.56	346.56												New city council pictures and new city council headshots
01/31/20	Pcard	Fun Services Inc	34.76	34.76												City Council team building supplies
01/31/20	Pcard	Wal-Mart	100.07	100.07												City Council meetings snacks
01/31/20	Pcard	Amazon Mktp Us	23.66	23.66												City Council team building supplies
01/31/20	Pcard	Amazon Mktp Us	35.34	35.34												City Council team building supplies
01/31/20	Pcard	Wal-Mart	5.22	5.22												Fruit for meeting on 1/13/20
01/31/20	Pcard	Target	(13.17)	(13.17)												Return city council team building supplies
01/31/20	Pcard	Dollar Tree	3.00	3.00												City Council team building supplies
01/31/20	Pcard	Wal-Mart	65.47	65.47												City Council team building supplies
01/31/20	Pcard	Target	43.49	43.49												City Council team building supplies
01/31/20	Pcard	Costco Whse	647.89	647.89												City Council team building supplies
01/31/20	Pcard	Dollar Tree	20.00	20.00												City Council team building supplies
01/31/20	Pcard	Office Depot	29.34	29.34												City Council team building supplies
01/31/20	Pcard	Safeway	36.27	36.27												City Council team building supplies
01/31/20	Pcard	Creative Awards	282.24	282.24												Name badges for city council, name plates for new city council pictures
01/31/20	Pcard	Atlanta Bread	393.68	393.68												City Council team building lunch
01/31/20	Pcard	Safeway	4.91	4.91												Fruit for meeting on 1/27/20
01/31/20	Pcard	Dencol Supply Company	461.25	461.25												City Council team building trophies
01/31/20	Pcard	Lowe's	23.10	23.10												City Council team building supplies
01/31/20	Pcard	Greenearth Photography	348.44	348.44												New city council pictures and new city council headshots
01/31/20	Pcard	Parry's Pizza	192.86		192.86											Mingle with the Mayor
01/31/20	Pcard	Customink	305.16	305.16												City Council team building supplies
01/31/20	Pcard	Anypromo	177.34	177.34												City Council team building supplies
01/31/20	Pcard	Minuteman Press	37.50		12.50							12.50		12.50		Business cards
01/31/20	Pcard	Target	6.09	6.09												City Council team building supplies
02/29/20	Pcard	Safeway	28.97	28.97												Study session meeting snacks meeting on 2/3/20
02/29/20	Pcard	Amazon Mktp Us	15.48	15.48												Supplies for National Umbrella Day city council meeting on 2/10/20
02/29/20	Pcard	King Soopers	14.07	14.07												Fruit for meeting on 2/10/20
02/29/20	Pcard	Creative Awards	223.00	223.00												Name plates for city council pictures and new name badges
02/29/20	Pcard	Amazon Mktp Us	28.99	28.99												Salsa for tortillas meeting on 2/24/20
02/29/20	Pcard	Amazon.Com	19.99	19.99												National Tortilla day snacks meeting on 2/24/20
02/29/20	Pcard	Ds Services	35.00	35.00												Water for general meeting use
02/29/20	Pcard	Creative Awards	99.00	99.00												New city council plates for picture at the Justice Center
02/29/20	Pcard	Wal-Mart	37.80	37.80												Fruit and snacks city council meeting on 2/24/20
02/29/20	Pcard	Walgreens	58.71	58.71												City Council meeting snacks
02/29/20	Pcard	Timeless Blossoms	151.15	151.15												Flowers to the family of Becky Brown
02/29/20	Pcard	Cakes by Karen	60.00	60.00												Study session dinner meeting dessert
03/18/20	Check	Joyce Downing	80.34	80.34												Reimbursement to mail to the City the NLC Diversity Award
03/20/20	Check	Absolute Graphics	131.16									131.16				Logo apparel
03/20/20	Check	Absolute Graphics	651.21	157.51			75.76	266.42		151.52						Logo apparel
03/25/20	Check	Absolute Graphics	73.38	12.20	12.22	6.12	6.12	6.12	6.12	6.12	6.12	6.12		6.12		Northglenn logo baseball caps
03/31/20	Pcard	Safeway	49.22	49.22												Study session dinner meeting on 3/2/20
03/31/20	Pcard	Applebees	294.16	294.16												Study session dinner meeting on 3/2/20
03/31/20	Pcard	Atlanta Bread	319.67	319.67												Legislative Day under the Dome breakfast
03/31/20	Pcard	Target	19.11	19.11												Meeting snacks for meeting on 3/9/20



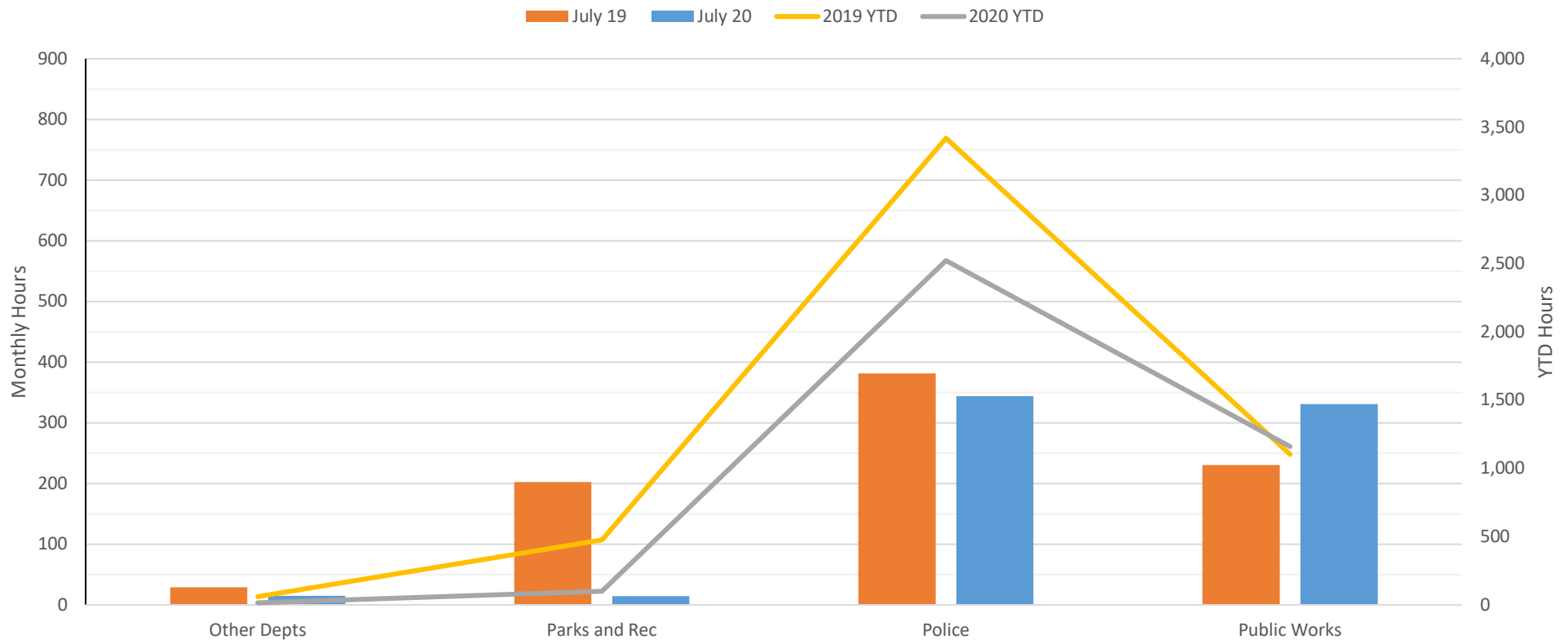
CITY OF NORTHGLENN  
MAYOR / CITY COUNCIL  
2020 OPERATING EXPENDITURES

DATE	TYPE	VENDOR	TOTAL	COUNCILPERSON									Comment		
				Council Wide	Mayor Leighty	Witkovich	Peterson	Downing	Brown	Goff	Mullica	Esquibel		Willford	
03/31/20	Pcard	Scudder Press	22.00	22.00											Northglenn Logos for City Council pictures
03/31/20	Pcard	Creative Awards	50.00	50.00											New gold plate for Council picture at the Justice Center
03/31/20	Pcard	Ds Services	40.91	40.91											Water general meeting use
03/31/20	Pcard	Scudder Press	266.00	266.00											Meeting information post cards
03/31/20	Pcard	Walgreens	1.99	1.99											Black and white photo of Mayor for council chambers
03/31/20	Pcard	USPS	240.00	240.00											Charge to mail post cards for upcoming events
03/31/20	Pcard	Minuteman Press	75.00		12.50	12.50			12.50	12.50	12.50			12.50	Business cards
07/31/20	Pcard	Scudder Press	197.00			98.50	98.50								Ward 1 informational cards for constituents
07/31/20	Pcard	Co Comm Media	40.00			40.00									Digital and paper copy of Northglenn/Thornton Sentinel
<b>Total Operating Supplies</b>															
		<b>Actual</b>	<b>7,368.42</b>	<b>5,748.18</b>	<b>456.48</b>	<b>306.60</b>	<b>371.04</b>	<b>6.12</b>	<b>18.62</b>	<b>261.86</b>	<b>18.62</b>	<b>149.78</b>	<b>31.12</b>		
		<i>Budget</i>	<i>12,000.00</i>	<i>-</i>	<i>1,333.33</i>	<i>1,333.33</i>	<i>1,333.33</i>	<i>1,333.33</i>	<i>1,333.33</i>	<i>1,333.33</i>	<i>1,333.33</i>	<i>1,333.33</i>	<i>1,333.33</i>	<i>1,333.36</i>	
		<i>Variance</i>	<i>4,631.58</i>	<i>(5,748.18)</i>	<i>876.85</i>	<i>1,026.73</i>	<i>962.29</i>	<i>1,327.21</i>	<i>1,314.71</i>	<i>1,071.47</i>	<i>1,314.71</i>	<i>1,183.55</i>	<i>1,302.24</i>		
<b>68100 Dues/Fees</b>															
01/03/20	Check	Adams County Finance Department	7,000.00	7,000.00											
01/07/20	Check	Adams County Economic Development	11,357.00	11,357.00											Annual membership dues
01/08/20	Check	Colorado Municipal League	21,918.00	21,918.00											Annual membership dues
01/08/20	Check	Denver Regional Council of Governors	3,900.00	3,900.00											Annual membership dues
01/08/20	Check	Civic Results	3,109.60	3,109.60											Annual membership dues
01/09/20	Check	United States Conference of Mayors	3,489.00	3,489.00											Annual membership dues
01/16/20	Check	Adams County Education Consortium	850.00	850.00											Annual membership dues
01/22/20	Check	City of Westminster	1,200.00	1,200.00											Annual membership dues
01/22/20	Check	Colorado Communities for Climate Action	5,000.00	5,000.00											Annual membership dues
02/04/20	Check	Regional Air Quality Council	3,400.00	3,400.00											Annual membership dues
03/02/20	Check	CML dues rebate	(657.53)	(657.53)											CML Dues rebate
03/23/20	Check	Adams County Youth Initiative	5,000.00	5,000.00											Annual membership dues
06/01/20	Check	Denver Regional Council of Governors	3,900.00	3,900.00											Annual membership dues
<b>Total Dues/Fees</b>															
		<b>Actual</b>	<b>69,466.07</b>	<b>69,466.07</b>	<b>-</b>	<b>-</b>	<b>-</b>	<b>-</b>	<b>-</b>	<b>-</b>	<b>-</b>	<b>-</b>	<b>-</b>	<b>-</b>	
		<i>Budget</i>	<i>84,000.00</i>	<i>84,000.00</i>	<i>-</i>	<i>-</i>	<i>-</i>	<i>-</i>	<i>-</i>	<i>-</i>	<i>-</i>	<i>-</i>	<i>-</i>	<i>-</i>	
		<i>Variance</i>	<i>14,533.93</i>	<i>14,533.93</i>	<i>-</i>	<i>-</i>	<i>-</i>	<i>-</i>	<i>-</i>	<i>-</i>	<i>-</i>	<i>-</i>	<i>-</i>	<i>-</i>	
<b>68200 Grants/Donations</b>															
01/31/20	Pcard	OAF Sponsorship-Ralston House Dinner	1,500.00	1,500.00											Ralston House dinner
02/05/20	Check	Northglenn Historic Preservation	5,000.00	5,000.00											Fee for upkeep to the Stonehocker House
02/25/20	Check	Northglenn Arts and Humanities	77,714.00	77,714.00											Per capita payment
<b>Total Grant/Donations</b>															
		<b>Actual</b>	<b>84,214.00</b>	<b>84,214.00</b>	<b>-</b>	<b>-</b>	<b>-</b>	<b>-</b>	<b>-</b>	<b>-</b>	<b>-</b>	<b>-</b>	<b>-</b>	<b>-</b>	
		<i>Budget</i>	<i>123,905.00</i>	<i>123,905.00</i>	<i>-</i>	<i>-</i>	<i>-</i>	<i>-</i>	<i>-</i>	<i>-</i>	<i>-</i>	<i>-</i>	<i>-</i>	<i>-</i>	
		<i>Variance</i>	<i>39,691.00</i>	<i>39,691.00</i>	<i>-</i>	<i>-</i>	<i>-</i>	<i>-</i>	<i>-</i>	<i>-</i>	<i>-</i>	<i>-</i>	<i>-</i>	<i>-</i>	
<b>68900 Contingency</b>															
		<b>Total Contingency</b>													
		<b>Actual</b>	<b>-</b>	<b>-</b>	<b>-</b>	<b>-</b>	<b>-</b>	<b>-</b>	<b>-</b>	<b>-</b>	<b>-</b>	<b>-</b>	<b>-</b>	<b>-</b>	
		<i>Budget</i>	<i>50,000.00</i>	<i>50,000.00</i>	<i>-</i>	<i>-</i>	<i>-</i>	<i>-</i>	<i>-</i>	<i>-</i>	<i>-</i>	<i>-</i>	<i>-</i>	<i>-</i>	
		<i>Variance</i>	<i>50,000.00</i>	<i>50,000.00</i>	<i>-</i>	<i>-</i>	<i>-</i>	<i>-</i>	<i>-</i>	<i>-</i>	<i>-</i>	<i>-</i>	<i>-</i>	<i>-</i>	
<b>General Fund 10 Totals</b>															
		<b>Actual</b>	<b>306,528.13</b>	<b>298,524.54</b>	<b>1,859.53</b>	<b>652.91</b>	<b>957.35</b>	<b>2,718.94</b>	<b>80.07</b>	<b>427.86</b>	<b>118.62</b>	<b>576.48</b>	<b>611.83</b>		
		<i>Budget</i>	<i>613,705.00</i>	<i>561,205.00</i>	<i>5,833.33</i>	<i>5,833.33</i>	<i>5,833.33</i>	<i>5,833.33</i>	<i>5,833.33</i>	<i>5,833.33</i>	<i>5,833.33</i>	<i>5,833.33</i>	<i>5,833.33</i>	<i>5,833.36</i>	
		<i>Variance</i>	<i>307,176.87</i>	<i>262,680.46</i>	<i>3,973.80</i>	<i>5,180.42</i>	<i>4,875.98</i>	<i>3,114.39</i>	<i>5,753.26</i>	<i>5,405.47</i>	<i>5,714.71</i>	<i>5,256.85</i>	<i>5,221.53</i>		

CITY OF NORTHGLENN  
MAYOR / CITY COUNCIL  
2020 OPERATING EXPENDITURES

DATE	TYPE	VENDOR	TOTAL	COUNCILPERSON										Comment	
				Council Wide	Mayor Leighty	Witkovich	Peterson	Downing	Brown	Goff	Mullica	Esquibel	Willford		
<b>Water Fund 50</b>															
<b>61100 Professional Services</b>															
02/06/20	Check	Hoffman, Parker, Wilson, & Carberry PC	1,233.95	1,233.95											City Attorney Fee for January 2020
03/09/20	Check	Hoffman, Parker, Wilson, & Carberry PC	2,534.50	2,534.50											City Attorney Fee for February 2020
03/24/20	Check	Kaplan Kirsch & Rockwell LLP	142.00	142.00											Water / Wastewater Attorney
04/06/20	Check	Hoffman, Parker, Wilson, & Carberry PC	1,286.80	1,286.80											City Attorney Fee for March 2020
05/07/20	Check	Hoffman, Parker, Wilson, & Carberry PC	1,553.50	1,553.50											City Attorney Fee for April 2020
06/08/20	Check	Hoffman, Parker, Wilson, & Carberry PC	1,270.45	1,270.45											City Attorney Fee for May 2020
07/08/20	Check	Hoffman, Parker, Wilson, & Carberry PC	185.00	185.00											City Attorney Fee for June 2020
<b>Total Professional Services</b>															
		<b>Actual</b>	<b>8,206.20</b>	<b>8,206.20</b>	-	-	-	-	-	-	-	-	-	-	
		<i>Budget</i>	<i>60,000.00</i>	<i>60,000.00</i>	-	-	-	-	-	-	-	-	-	-	
		<i>Variance</i>	<i>51,793.80</i>	<i>51,793.80</i>	-	-	-	-	-	-	-	-	-	-	
<b>Water Fund 50 Totals</b>															
		<b>Actual</b>	<b>8,206.20</b>	<b>8,206.20</b>	-	-	-	-	-	-	-	-	-	-	
		<i>Budget</i>	<i>60,000.00</i>	<i>60,000.00</i>	-	-	-	-	-	-	-	-	-	-	
		<i>Variance</i>	<i>51,793.80</i>	<i>51,793.80</i>	-	-	-	-	-	-	-	-	-	-	

### OVERTIME - July 2020



CITY OF NORTHGLENN  
Capital Improvement Program

Project Description	2020 Adopted Budget	YTD July 2020 Actuals		2021 Estimate	2022 Estimate	2023 Estimate	2024 Estimate	5-Year Total	Funding Source
		YTD Expenditures	Amount Remaining						
<b>CONSERVATION TRUST FUND</b>									
Greenway Trail Replacement	\$ 200,000	\$ -	\$ 200,000	\$ 50,000	\$ 50,000	\$ 50,000	\$ 50,000	\$ 400,000	CTF
Sensory Playground Repair	250,000	-	250,000	-	-	-	-	250,000	CTF
NWOS Facility Improvements	27	27	-	-	-	-	-	27	CTF
Bocce Ball Court	-	-	-	10,000	-	-	-	10,000	CTF
<b>Total</b>	<b>\$ 450,027</b>	<b>\$ 27</b>	<b>\$ 450,000</b>	<b>\$ 60,000</b>	<b>\$ 50,000</b>	<b>\$ 50,000</b>	<b>\$ 50,000</b>	<b>\$ 660,027</b>	

CITY OF NORTHGLENN  
Capital Improvement Program

Project Description	2020 Adopted Budget	YTD July 2020 Actuals		2021 Estimate	2022 Estimate	2023 Estimate	2024 Estimate	5-Year Total	Funding Source
		YTD Expenditures	Amount Remaining						
<b>CDBG FUND</b>									
Pedestrian Mobility	\$ 139,053	\$ 20,510	\$ 118,543	\$ 225,000	\$ 225,000	\$ 225,000	\$ 225,000	\$ 1,039,053	CDBG
<b>Total</b>	<b>\$ 139,053</b>	<b>\$ 20,510</b>	<b>\$ 118,543</b>	<b>\$ 225,000</b>	<b>\$ 225,000</b>	<b>\$ 225,000</b>	<b>\$ 225,000</b>	<b>\$ 1,039,053</b>	

CITY OF NORTHGLENN  
Capital Improvement Program

Project Description	2020 Adopted Budget	YTD July 2020 Actuals		2021 Estimate	2022 Estimate	2023 Estimate	2024 Estimate	5-Year Total	Funding Source
		YTD Expenditures	Amount Remaining						
<b>CAPITAL PROJECTS FUND</b>									
ADCO Sensory Park Playground	\$ 375,000	\$ -	\$ 375,000	\$ -	\$ -	\$ -	\$ -	\$ 375,000	ADCOO
Emergency Park Repairs	25,000	-	25,000	25,000	25,000	25,000	25,000	125,000	ADCOO
NWOS Facilities Improv	24,869	-	24,869	-	-	-	-	24,869	ADCOO
NWOS Facilities Improv	2,420	-	2,420	-	-	-	-	2,420	GRANT
Tennis Court Repair	250,000	-	250,000	-	-	-	-	250,000	ADCOO
ADCO Wyco Tennis Court	300,000	-	300,000	-	-	-	-	300,000	GRANT
Kiwanis Bath House Reno	25,883	-	25,883	-	-	-	-	25,883	GRANT
Justice Center West Park	39,527	11,004	28,523	-	-	-	-	39,527	ADCOO
Justice Center West Park	147,161	61,565	85,596	-	-	-	-	147,161	GRANT
Justice Center West Park	58,580	37,475	21,105	-	-	-	-	58,580	GRANT
E.B. Rains Renovation	-	-	-	750,000	-	-	-	750,000	ADCOO
Playground Equipment Replacement	50,000	-	50,000	50,000	50,000	50,000	50,000	250,000	ADCOO
Residential Street Program	3,227,388	75,356	3,152,032	800,000	800,000	800,000	800,000	6,427,388	ADCOT / GENERAL
Traffic Signal Upgrade	331,728	55,511	276,217	100,000	100,000	100,000	100,000	731,728	ADCOT / GENERAL
Concrete Program	100,000	-	100,000	-	-	-	-	100,000	ADCOT
120th Ave Widening	3,940,043	14,058	3,925,985	-	-	-	-	3,940,043	4.000 MILLS
120th Ave Widening	6,997,000	3,529	6,993,471	-	-	-	-	6,997,000	GRANT
School Zone Safety	66,486	29,916	36,570	50,000	100,000	50,000	100,000	366,486	GENERAL
Civic Center Master Plan	51,000,000	7,685,979	43,314,021	-	-	-	-	51,000,000	DEBT PROCEEDS
112th N Metro Rail	155,462	-	155,462	-	-	-	-	155,462	GRANT
112th N Metro Rail	18,230	-	18,230	-	-	-	-	18,230	GENERAL
City Hall Space Assessment	352,607	3,919	348,688	-	-	-	-	352,607	GENERAL
Traffic Calming	250,000	-	250,000	-	-	-	-	250,000	ADCOT
Melody Dr Traffic Calming	999,776	551,734	448,042	-	-	-	-	999,776	4.000 MILLS
Community Center Dr Bridge	78,361	10,178	68,183	600,000	-	-	-	678,361	GENERAL
104th Ave - Zuni to Huron	1,500,000	-	1,500,000	-	-	-	-	1,500,000	4.000 MILLS
Huron Street Rehabilitation	-	-	-	600,000	1,200,000	-	-	1,800,000	4.000 MILLS
Civic Center Master Plan Debt	2,800,000	-	2,800,000	2,800,000	2,800,000	2,800,000	2,800,000	14,000,000	1/2%, MJ, GENERAL
Justice Center Debt	1,468,019	-	1,468,019	1,468,269	1,466,769	1,468,519	1,468,269	7,339,845	1/2%
<b>Total</b>	<b>\$ 74,583,540</b>	<b>\$ 8,540,224</b>	<b>\$ 66,043,316</b>	<b>\$ 7,243,269</b>	<b>\$ 6,541,769</b>	<b>\$ 5,293,519</b>	<b>\$ 5,343,269</b>	<b>\$ 99,005,366</b>	

CITY OF NORTHGLENN  
Capital Improvement Program

Project Description	2020 Adopted Budget	YTD July 2020 Actuals		2021 Estimate	2022 Estimate	2023 Estimate	2024 Estimate	5-Year Total	Funding Source
		YTD Expenditures	Amount Remaining						
<b>WATER FUND</b>									
Water Line Replacement	\$ 353,470	\$ 137,260	\$ 216,210	\$ 100,000	\$ 100,000	\$ 100,000	\$ 100,000	\$ 753,470	WF
Standley Lake Pipeline	150,000	150,000	-	150,000	150,000	150,000	150,000	750,000	WF
North Low Zone Tank Painting	275,000	-	275,000	-	-	-	-	275,000	WF
Lab Information Management System	150,883	-	150,883	-	-	-	-	150,883	WF
Waste Handling Improvements	300,000	-	300,000	2,700,000	-	-	-	3,000,000	WF
Filter to Waste Automation	180,000	9,200	170,800	-	-	-	-	180,000	WF
Bull Reservoir Pump Replacement	600,000	-	600,000	-	-	-	-	600,000	WF
<b>Total</b>	<b>\$ 2,009,353</b>	<b>\$ 296,460</b>	<b>\$ 1,712,893</b>	<b>\$ 2,950,000</b>	<b>\$ 250,000</b>	<b>\$ 250,000</b>	<b>\$ 250,000</b>	<b>\$ 5,709,353</b>	

CITY OF NORTHGLENN  
Capital Improvement Program

Project Description	2020 Adopted Budget	YTD July 2020 Actuals		2021 Estimate	2022 Estimate	2023 Estimate	2024 Estimate	5-Year Total	Funding Source
		YTD Expenditures	Amount Remaining						
<b>WASTEWATER FUND</b>									
Collection System Rehab	\$ 471,665	\$ 221,685	\$ 249,980	\$ 250,000	\$ 250,000	\$ 250,000	\$ 250,000	\$ 1,471,665	WWF
Bunker Hill Lift Station	3,373,038	120,656	3,252,382	-	-	-	-	3,373,038	WWF
Lift Station B Assessment	250,000	-	250,000	-	-	-	-	250,000	WWF
Lift Station A & Forcemain Replacement	3,253,801	419,407	2,834,394	25,000,000	-	-	-	28,253,801	WWF
Lift Station SCADA	150,000	-	150,000	-	-	-	-	150,000	WWF
Lift Station Flow Meters	500,000	-	500,000	-	-	-	-	500,000	WWF
<b>Total</b>	<b>\$ 7,998,504</b>	<b>\$ 761,748</b>	<b>\$ 7,236,756</b>	<b>\$ 25,250,000</b>	<b>\$ 250,000</b>	<b>\$ 250,000</b>	<b>\$ 250,000</b>	<b>\$ 33,998,504</b>	



CITY OF NORTHGLENN  
Capital Improvement Program

Project Description	2020 Adopted Budget	YTD July 2020 Actuals		2021 Estimate	2022 Estimate	2023 Estimate	2024 Estimate	5-Year Total	Funding Source
		YTD Expenditures	Amount Remaining						
<b>STORMWATER FUND</b>									
Grange Hall Creek MDP & FHAD	\$ 70,000	\$ -	\$ 70,000	\$ -	\$ -	\$ -	\$ -	\$ 70,000	SWF
Storm Drainage System Improvement	262,555	-	262,555	100,000	100,000	100,000	100,000	662,555	SWF
<b>Total</b>	<b>\$ 332,555</b>	<b>\$ -</b>	<b>\$ 332,555</b>	<b>\$ 100,000</b>	<b>\$ 100,000</b>	<b>\$ 100,000</b>	<b>\$ 100,000</b>	<b>\$ 732,555</b>	
<b>CITY-WIDE TOTAL</b>	<b>\$ 85,513,032</b>	<b>\$ 9,618,969</b>	<b>\$ 75,894,063</b>	<b>\$ 35,828,269</b>	<b>\$ 7,416,769</b>	<b>\$ 6,168,519</b>	<b>\$ 6,218,269</b>	<b>\$ 141,144,858</b>	

**Executed Contracts (below \$50,000) for July 2020**

<u>Vendor</u>	<u>Contract Executed</u>	<u>Contract Dates</u>		<u>Total</u>	<u>Purpose</u>
	<u>Date</u>	<u>Start</u>	<u>End</u>	<u>Amount</u>	
Valenta Capital Management, LLC	7/1/2020			\$ 6,000.00	Elevate Small Business Grant
First Rate Inc dba Imperium Event Center	7/1/2020			\$ 6,000.00	Elevate Small Business Grant
Pho 104 LLC	7/13/2020			\$ 6,000.00	Elevate Small Business Grant
All American Gas Plus Inc.	7/13/2020			\$ 2,888.98	Elevate Small Business Grant
New Rei Fa Inc dba Tasty Garden	7/13/2020			\$ 3,884.83	Elevate Small Business Grant
Denali Dental LLC	7/13/2020			\$ 5,840.98	Elevate Small Business Grant
Alan Plummer and Associates Inc.	7/13/2020			\$ 20,306.00	2018-146A Addendum #1 Bunker Hill Lift Station Replacement Design
Karl's Farm Northglenn, LLC	7/20/2020				Charge Back Agreement - On-call Development Review Services for Southern Land Multifamily Project
Austin Lohmeyer	7/27/2020				Police Officer Trainee Reimbursement Agreement
Nurullah Eroglu	7/27/2020				Police Officer Trainee Reimbursement Agreement
Justis Neal	7/27/2020				Police Officer Trainee Reimbursement Agreement
JJ's of 120th and Grant, LLC dba Jimmy John's	7/28/2020			\$ 4,607.88	Business is Back Recovery Grant
Colorado Gum Care	7/28/2020			\$ 5,000.00	Business is Back Recovery Grant
Wearner Family Dentistry	7/28/2020			\$ 2,564.47	Business is Back Recovery Grant
Quirky Home Brew Supply	7/28/2020			\$ 1,373.08	Business is Back Recovery Grant
High Ride Cycle LLC	7/28/2020			\$ 2,522.40	Business is Back Recovery Grant
J. Ramos Associates, LLC	7/28/2020			\$ 3,000.00	Council Appointee Evaluation Facilitator
FCI Constructors, Inc.	7/31/2020			\$ 4,839.00	2019-043 Change Order #14 - NGCC Phase 1 Implementation

\$ 74,827.62