



May 2018

Monthly Financial Packet

City of Northglenn

Financial Packet

Packet Contents

| <u>Description</u> | <u>Page #</u> |
|---------------------------------------|---------------|
| Executive Summary | 1 |
| Financial Statements | 2 |
| Cash Reserves | 7 |
| Marketplace Sales Tax Chart | 8 |
| Citywide Sales Tax Comparison | 9 |
| Geo Code Tax Data | 10 |
| Accounts Payable Disbursement Listing | 11 |
| City Council Operating Expenditures | 20 |
| Overtime Report | 24 |
| CIP Report | 25 |
| Summary of Executed Contracts | 30 |



CITY OF
Northglenn

City of Northglenn
Interim Financial Statements
For the Period Ending
May 2018

Executive Summary:

- Sales/Use Tax
 - Year-to-date sales and use tax reported an increase of \$195,308, or approximately 2.8%, when compared to the previous year.
- General Fund
 - Year-to-date revenues within the General Fund total \$9,331,744, an increase over last year's collections by 4% or \$388,643. The increase is driven by property tax increases seen from the most recent assessed valuation. Nearly a 30% increase from this revenue source.
 - General Fund year-to-date expenditures total \$9,145,884 accounting for 35% of the annual appropriation. Expenditures within the fund are consistent with the planned budget.
- Water and Wastewater Fund
 - Water & Wastewater Fund year-to-date revenues total \$4,494,188. This is an increase of approximately 6% as compared to the prior year. Revenues restricted for water resources are \$29,287 or 3.5%, more than in the prior year. The restricted revenue for debt service is down approximately 3%, or \$9,750.
 - Year-to-date expenditures within the Water & Wastewater Fund total \$4,072,476 and account for 27% of the annual appropriation. Fund expenditures decreased \$2,150,122 or 34.5% when compared to the same period of 2017 due to capital projects being completed.
- Stormwater Fund
 - Year-to-date revenues within the Stormwater Fund total 157,091, an increase over last year's collections by 2% or \$3,418.
 - Stormwater Fund year-to-date expenditures total \$119,759 and account for 33% of the annual appropriation. Fund expenditures increased \$38,240 when compared to the same period of 2017.
- Sanitation Fund
 - Sanitation Fund year-to-date revenues total \$686,450, a decrease of approximately 2% as compared to the prior year.
 - Year-to-date expenditures within the Sanitation Fund total \$470,324 and account for 30% of the annual appropriation. Expenditures within the fund increased 9% or \$3 from the prior year.

**Revenue Report
May 31, 2018
General Fund**

| | 2018 Adopted Budget | Actuals as of May 31, 2018 | Over/(Under) Projected | Collection Rate | Prior Year Actual as of May 31, 2017 | Over/(Under) Prior Year | Percent Difference |
|-----------------------------------|------------------------------------|---------------------------------------|-----------------------------------|----------------------------|---|------------------------------------|-------------------------------|
| REVENUES | | | | | | | |
| Taxes | | | | | | | |
| Property Taxes | \$ 2,936,487 | \$ 1,703,164 | \$ (1,233,323) | 58.00% | \$ 1,357,694 | \$ 345,470 | 25.45% |
| Sales Taxes | 13,928,677 | 4,286,390 | (9,642,287) | 30.77% | 4,234,902 | 51,488 | 1.22% |
| Use Tax | 2,997,701 | 837,216 | (2,160,485) | 27.93% | 831,919 | 5,297 | 0.64% |
| Other Tax | 269,695 | 81,640 | (188,055) | 30.27% | 70,546 | 11,094 | 15.73% |
| Total Taxes* | 20,132,560 | 6,908,410 | (13,224,150) | 34.31% | 6,495,061 | 413,349 | 6.36% |
| Intergovernmental Revenues | 2,034,441 | 634,601 | (1,399,840) | 31.19% | 624,806 | 9,795 | 1.57% |
| Licenses and Permits | 692,272 | 351,351 | (340,921) | 50.75% | 276,838 | 74,513 | 26.92% |
| Charges for Services | 2,543,454 | 898,569 | (1,644,885) | 35.33% | 1,006,581 | (108,012) | -10.73% |
| Fines and Forfeitures | 1,201,901 | 369,309 | (832,592) | 30.73% | 371,075 | (1,766) | -0.48% |
| Other Revenues | 239,718 | 169,504 | (70,214) | 70.71% | 168,740 | 764 | 0.45% |
| Total Revenues | 26,844,346 | 9,331,744 | (17,512,602) | 34.76% | 8,943,101 | 388,643 | 4.35% |
| Other Financing Sources | - | - | - | N/A | - | - | N/A |
| Total Revenue | \$ 26,844,346 | \$ 9,331,744 | \$ (17,512,602) | 34.76% | \$ 8,943,101 | \$ 388,643 | 4.35% |

*Due to normal collection cycles, the tax revenues presented in the above statement represent amounts collected as of the prior month and not of that of the period being reported.

**Expenditure Report
May 31, 2018
General Fund**

| | 2018 Adopted Budget | Actual as of May 31, 2018 | Over/(Under) Adopted Budget | Spending Rate | Prior Year Actual as of May 31, 2017 | Over/(Under) Prior Year | Percent Difference |
|---------------------------------------|--------------------------------|--------------------------------------|--|--------------------------|---|------------------------------------|-------------------------------|
| Legislative | \$ 732,974 | \$ 311,698 | \$ (421,276) | 42.53% | \$ 288,179 | \$ 23,519 | 8.16% |
| City Manager | 1,075,950 | 344,281 | (731,669) | 32.00% | 347,400 | (3,119) | -0.90% |
| City Clerk | 369,440 | 131,410 | (238,030) | 35.57% | 120,347 | 11,063 | 9.19% |
| Management Services | 1,800,309 | 757,338 | (1,042,971) | 42.07% | 784,570 | (27,232) | -3.47% |
| Technology | 920,372 | 339,883 | (580,489) | 36.93% | 276,122 | 63,761 | 23.09% |
| Finance | 488,920 | 210,805 | (278,115) | 43.12% | 202,287 | 8,518 | 4.21% |
| Planning & Development | 1,463,232 | 537,014 | (926,218) | 36.70% | 550,912 | (13,898) | -2.52% |
| Parks, Recreation and Cultural | 4,109,136 | 1,508,051 | (2,601,085) | 36.70% | 1,384,881 | 123,170 | 8.89% |
| Police | 10,232,954 | 3,564,305 | (6,668,649) | 34.83% | 3,624,353 | (60,048) | -1.66% |
| Public Works | 3,007,204 | 1,233,065 | (1,774,139) | 41.00% | 889,416 | 343,649 | 38.64% |
| Total Operating Expenditures | 24,200,491 | 8,937,850 | (15,262,641) | 36.93% | 8,468,467 | 469,383 | 5.54% |
| Other Financing Uses | 2,260,000 | 208,034 | (2,051,966) | 9.21% | 249,653 | (41,619) | -16.67% |
| Total Expenditures | \$ 26,460,491 | \$ 9,145,884 | \$ (17,314,607) | 34.56% | \$ 8,718,120 | \$ 427,764 | 4.91% |

Revenue and Expenditure Report
May 31, 2018
Water and Wastewater Fund

| | 2018 Adopted Budget | Actual as of May 31, 2018 | Over/(Under) Budget | Collection/ Spending Rates | Prior Year Actual as of May 31, 2017 | Current Year Over/(Under) Prior Year | Percent Difference |
|---|------------------------|------------------------------|------------------------|----------------------------------|--|--|-----------------------|
| Revenue | | | | | | | |
| Operating Revenue | \$ 12,143,299 | \$ 3,327,691 | \$ (8,815,608) | 27.40% | \$ 3,077,231 | \$ 250,460 | 8.14% |
| Water Resources Revenue | 2,769,498 | 852,618 | (1,916,880) | 30.79% | 823,331 | 29,287 | 3.56% |
| Debt Service Revenue | 1,001,722 | 313,879 | (687,843) | 31.33% | 323,629 | (9,750) | -3.01% |
| Total Water Fund Revenues | 15,914,519 | 4,494,188 | (11,420,331) | 28.24% | 4,224,191 | 269,997 | 6.39% |
| Expenditures | | | | | | | |
| Operating Expenditures | 14,081,193 | 4,025,523 | (10,055,670) | 28.59% | 6,166,630 | (2,141,107) | -34.72% |
| Water Resources Expenditures | - | - | - | N/A | - | - | N/A |
| Debt Service Expenditures | 979,300 | 46,953 | (932,347) | 4.79% | 55,968 | (9,015) | -16.11% |
| Total Water Fund Expenditures | 15,060,493 | 4,072,476 | (10,988,017) | 27.04% | 6,222,598 | (2,150,122) | -34.55% |
| Revenues Over/(Under) Expenditures | \$ 854,026 | \$ 421,712 | \$ (432,314) | 49.38% | \$ (1,998,407) | \$ 2,420,119 | N/A |

| | | | | | | | |
|---------------------------------|--------------|--------------|----------------|--------|--------------|------------|--------|
| <i>Operating Revenue:</i> | | | | | | | |
| <i>Water Usage</i> | \$ 7,920,450 | \$ 1,691,932 | \$ (6,228,518) | 21.36% | \$ 1,669,269 | \$ 22,663 | 1.36% |
| <i>Sewer Usage</i> | \$ 3,978,202 | \$ 1,398,273 | \$ (2,579,929) | 35.15% | \$ 1,284,586 | \$ 113,687 | 8.85% |
| <i>Water Resources Revenue:</i> | | | | | | | |
| <i>Non-Food Sales/Use Tax*</i> | \$ 2,769,498 | \$ 852,618 | \$ (1,916,880) | 30.79% | \$ 823,331 | \$ 29,287 | 3.56% |
| <i>Debt Service:</i> | | | | | | | |
| <i>Food Taxes*</i> | \$ 1,001,722 | \$ 313,879 | \$ (687,843) | 31.33% | \$ 323,629 | \$ (9,750) | -3.01% |

*Due to normal collection cycles, the tax revenues presented in the above statement represent amounts collected as of the prior month and not of that of the period being reported.

Revenue and Expenditure Report
May 31, 2018
Stormwater Fund

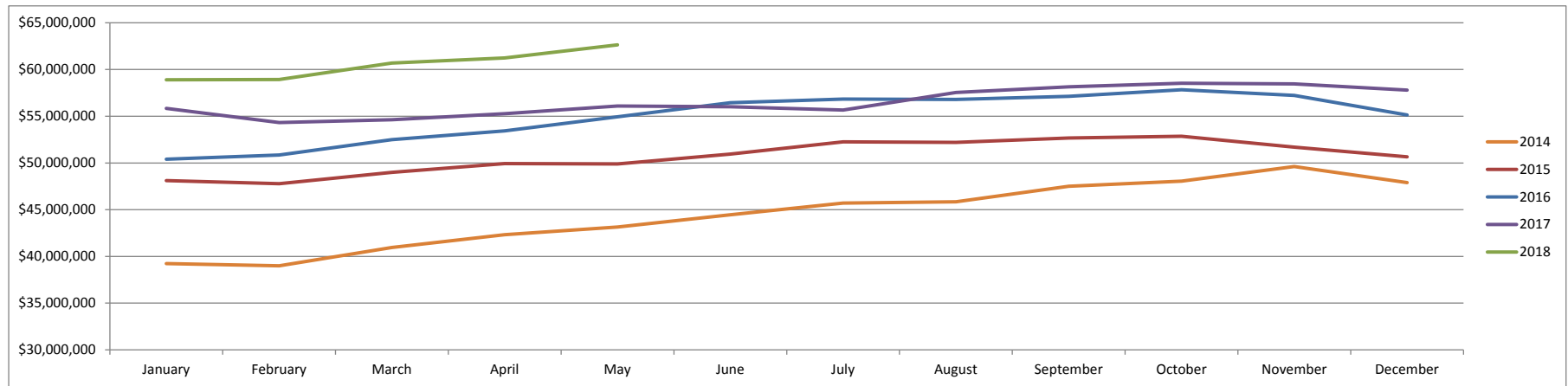
| | <u>2018 Adopted Budget</u> | <u>Actual as of May 31, 2018</u> | <u>Over/(Under) Budget</u> | <u>Collection/ Spending Rates</u> | <u>Prior Year Actual as of May 31, 2017</u> | <u>Current Year Over/(Under) Prior Year</u> | <u>Percent Difference</u> |
|---|--------------------------------|--------------------------------------|--------------------------------|---|---|---|-------------------------------|
| Operating Revenues | | | | | | | |
| Charges for Services | | | | | | | |
| Stormwater Charges | \$ 464,185 | \$ 155,909 | \$ (308,276) | 33.59% | \$ 149,630 | \$ 6,279 | 4.20% |
| Miscellaneous Revenues | | | | | | | |
| Investment Earnings | 1,500 | 1,182 | (318) | 78.80% | 4,043 | (2,861) | -70.76% |
| Total Operating Revenues | 465,685 | 157,091 | (308,594) | 33.73% | 153,673 | 3,418 | 2.22% |
| Operating Expenditures | | | | | | | |
| Stormwater Collection | 365,443 | 119,759 | (245,684) | 32.77% | 81,519 | 38,240 | 46.91% |
| Total Operating Expenditures | 365,443 | 119,759 | (245,684) | 32.77% | 81,519 | 38,240 | 46.91% |
| Total Operating Revenues Over/(Under) Expenditures | 100,242 | 37,332 | (62,910) | 37.24% | 72,154 | (34,822) | -48.26% |
| Other Financing Sources | - | - | - | N/A | - | - | N/A |
| Revenues Over/(Under) Expenditures | \$ 100,242 | \$ 37,332 | \$ (62,910) | 37.24% | \$ 72,154 | \$ (34,822) | -48.26% |

Revenue and Expenditure Report
May 31, 2018
Sanitation Fund

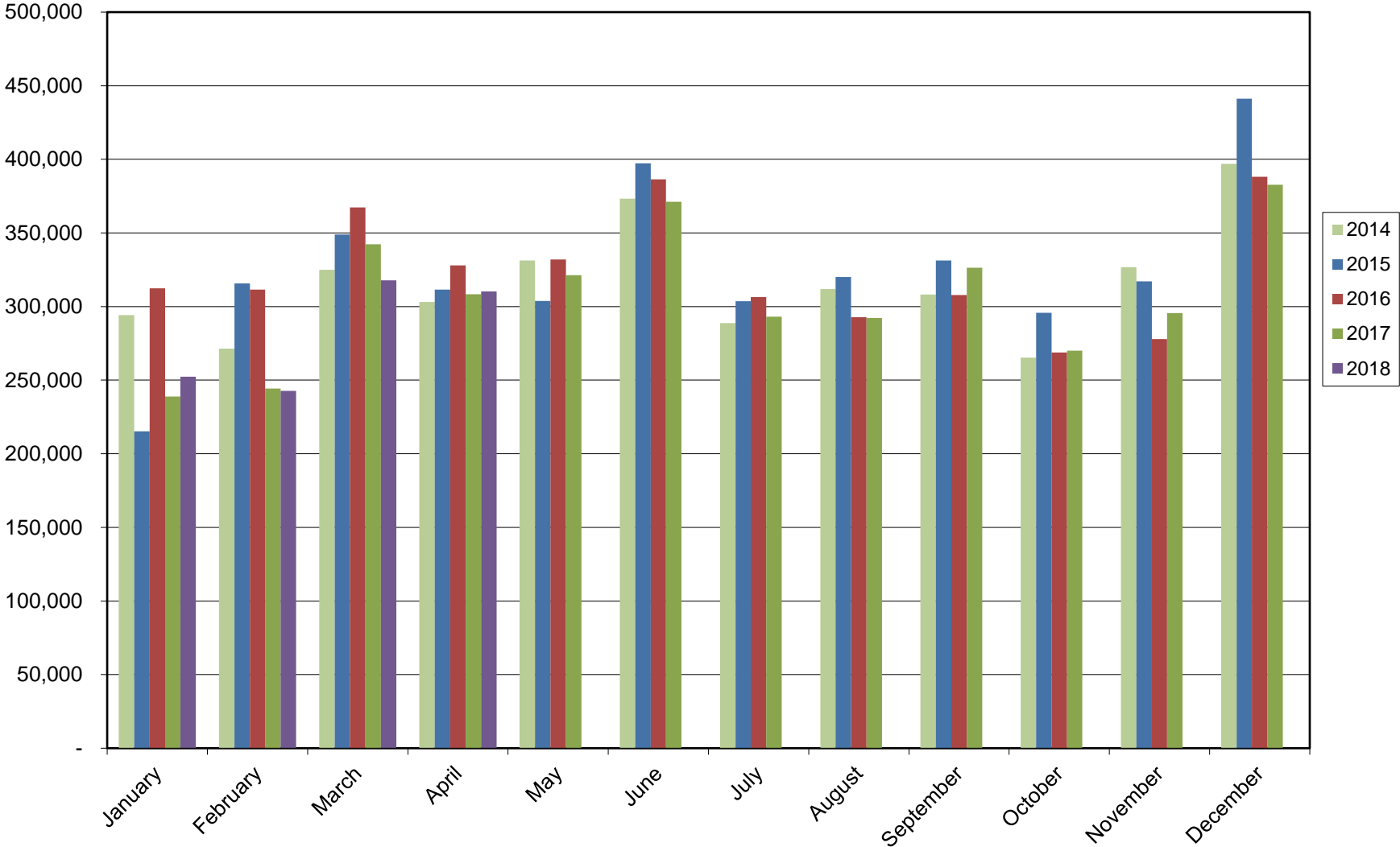
| | <u>2018 Adopted Budget</u> | <u>Actual as of May 31, 2018</u> | <u>Over/(Under) Adopted Budget</u> | <u>Collection/ Spending Rates</u> | <u>Prior Year Actual as of May 31, 2017</u> | <u>Current Year Over/(Under) Prior Year</u> | <u>Percent Difference</u> |
|---|--------------------------------|--------------------------------------|--|---|---|---|-------------------------------|
| Operating Revenues | | | | | | | |
| Charges for Services | | | | | | | |
| Trash Charges | \$ 1,873,034 | \$ 665,513 | \$ (1,207,521) | 35.53% | \$ 683,889 | \$ (18,376) | -2.69% |
| Recycling Revenue | 28,987 | 1,732 | (27,255) | 5.98% | 8,321 | (6,589) | -79.19% |
| Polycart Revenue | 15,245 | 11,028 | (4,217) | 72.34% | 6,836 | 4,192 | 61.32% |
| Total Charges for Services | <u>1,917,266</u> | <u>678,273</u> | <u>(1,238,993)</u> | <u>35.38%</u> | <u>699,046</u> | <u>(20,773)</u> | <u>-2.97%</u> |
| Miscellaneous Revenues | | | | | | | |
| Investment Earnings | 6,000 | 8,177 | 2,177 | 136.28% | 4,064 | 4,113 | 101.21% |
| Sale of Assets | - | - | - | N/A | - | - | N/A |
| Total Operating Revenues | <u>1,923,266</u> | <u>686,450</u> | <u>(1,236,816)</u> | <u>35.69%</u> | <u>703,110</u> | <u>(16,660)</u> | <u>-2.37%</u> |
| Operating Expenditures | | | | | | | |
| Solid Waste Collection | 1,571,882 | 470,324 | (1,101,558) | 29.92% | 431,186 | 39,138 | 9.08% |
| Total Operating Revenues Over/(Under) Expenditures | <u>351,384</u> | <u>216,126</u> | <u>(135,258)</u> | <u>61.51%</u> | <u>271,924</u> | <u>(55,798)</u> | <u>-20.52%</u> |
| Other Financing Sources | <u>-</u> | <u>-</u> | <u>-</u> | <u>N/A</u> | <u>-</u> | <u>-</u> | <u>N/A</u> |
| Revenues Over/(Under) Expenditures | <u>\$ 351,384</u> | <u>\$ 216,126</u> | <u>\$ (135,258)</u> | <u>61.51%</u> | <u>\$ 271,924</u> | <u>\$ (55,798)</u> | <u>-20.52%</u> |

Cash Reserves

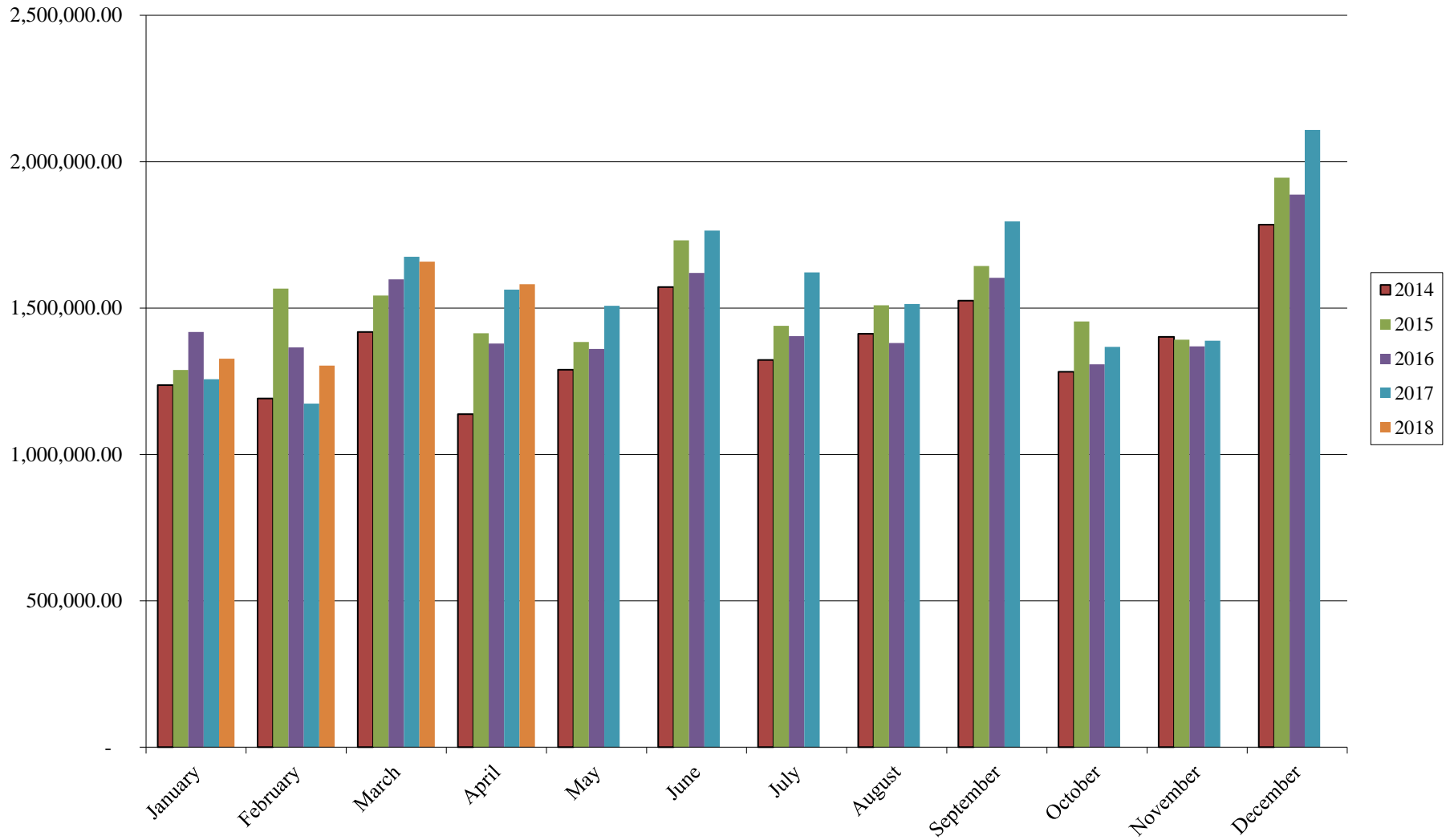
| | January | February | March | April | May | 2018 June | July | August | September | October | November | December |
|-----------------------|------------------------|------------------------|------------------------|------------------------|------------------------|--------------|------|--------|-----------|---------|----------|----------|
| General Fund | \$21,615,980.13 | \$21,284,222.26 | \$21,894,764.54 | \$22,158,223.23 | \$22,694,917.50 | | | | | | | |
| CTF | \$1,480,374.03 | \$1,478,313.63 | \$1,554,931.54 | \$1,553,822.52 | \$1,551,240.54 | | | | | | | |
| CDBG | \$0.00 | \$0.00 | \$0.00 | \$0.00 | \$0.00 | | | | | | | |
| Capital Projects Fund | \$20,812,124.18 | \$22,412,380.24 | \$23,176,504.26 | \$22,869,219.66 | \$23,127,854.68 | | | | | | | |
| Water Fund | \$17,985,519.34 | \$17,768,954.04 | \$17,877,836.37 | \$18,247,665.42 | \$18,612,457.80 | | | | | | | |
| Wastewater Fund | (\$4,856,979.69) | (\$5,907,418.62) | (\$5,779,165.16) | (\$5,649,025.35) | (\$5,481,047.85) | | | | | | | |
| Stormwater Fund | \$248,694.89 | \$241,250.08 | \$241,433.54 | \$269,771.78 | \$261,731.60 | | | | | | | |
| Sanitation Fund | \$1,614,975.38 | \$1,655,572.24 | \$1,723,525.88 | \$1,797,533.62 | \$1,870,613.72 | | | | | | | |
| Total | \$58,900,688.26 | \$58,933,273.87 | \$60,689,830.97 | \$61,247,210.88 | \$62,637,767.99 | | | | | | | |



Marketplace Sales Tax History

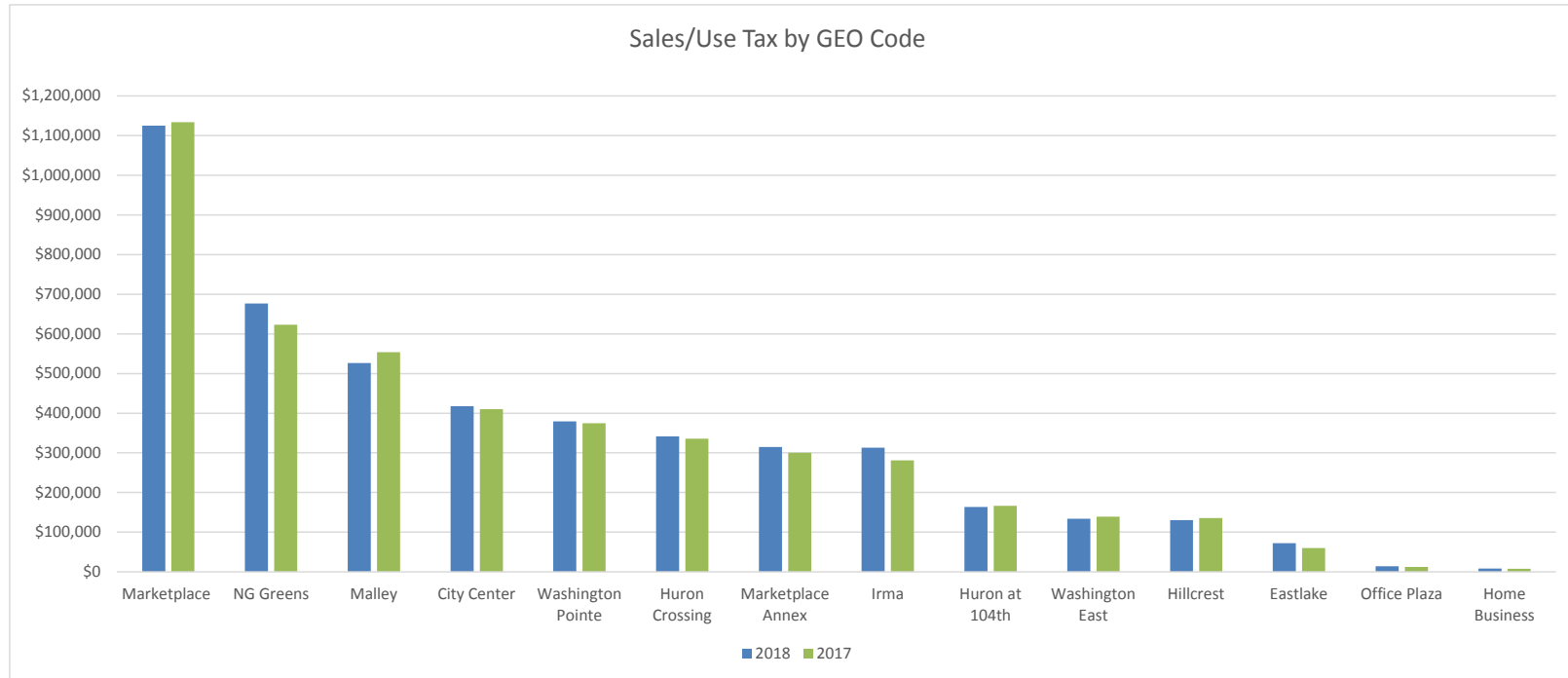


Northglenn Sales Tax History



**Tax Collected by Geographic Code
through April 2018**

| Ranking | Area | YTD | | \$ Change | % Change | Sample of Area Businesses |
|--------------|-------------------|---------------------|---------------------|------------------|--------------|--|
| | | 2018 | 2017 | | | |
| 1 | Marketplace | \$ 1,124,843 | \$ 1,133,762 | \$ (8,918) | -0.79% | Ross Dress for Less, Lowes, Cinzettis, Texas Roadhouse |
| 2 | NG Greens | \$ 676,730 | \$ 622,827 | \$ 53,903 | 8.65% | Best Buy, Boot Barn, Applebees |
| 3 | Malley | \$ 526,724 | \$ 553,963 | \$ (27,238) | -4.92% | Sherwin Williams, The Green Solution, Vitamin Cottage |
| 4 | City Center | \$ 417,948 | \$ 409,984 | \$ 7,965 | 1.94% | Boondocks, Ramada, Damon's, Longhorn Steakhouse |
| 5 | Washington Pointe | \$ 379,129 | \$ 374,529 | \$ 4,600 | 1.23% | O'Reilly, Albertsons, Petco, Burger King |
| 6 | Huron Crossing | \$ 341,820 | \$ 335,789 | \$ 6,031 | 1.80% | Peerless Tire, Cracker Barrel, Botanacare |
| 7 | Marketplace Annex | \$ 314,899 | \$ 300,451 | \$ 14,447 | 4.81% | McDonald, Car Toys, Taco Bell |
| 8 | Irma | \$ 313,095 | \$ 280,910 | \$ 32,185 | 11.46% | Pioneer Sand, Gulfeagle Supply, Family Dollar |
| 9 | Huron at 104th | \$ 163,560 | \$ 166,431 | \$ (2,871) | -1.72% | Tamale Kitchen, Natural Selections |
| 10 | Washington East | \$ 133,651 | \$ 139,022 | \$ (5,371) | -3.86% | Walgreens, Tires Plus, Sonic, Pizza Hut |
| 11 | Hillcrest | \$ 130,566 | \$ 135,416 | \$ (4,850) | -3.58% | Red Lobster, Santiagos, Fastsigns |
| 12 | Eastlake | \$ 72,328 | \$ 59,944 | \$ 12,384 | 20.66% | Circle K, Santiagos |
| 13 | Office Plaza | \$ 14,328 | \$ 12,544 | \$ 1,784 | 14.22% | Diamond Shamrock, A Hair Never There |
| 14 | Home Business | \$ 8,168 | \$ 7,481 | \$ 688 | 9.19% | |
| Total | | \$ 4,617,897 | \$ 4,533,052 | \$ 84,737 | 1.87% | |



May 2018
Cash Disbursements

| <u>Date</u> | <u>Vendor</u> | <u>Check Number</u> | <u>Amount</u> | <u>Description</u> |
|---------------------|--------------------------------------|---------------------|---------------|--|
| General Fund | | | | |
| 5/4/2018 | Air Conditioning Associates Inc | 154966 | \$ 6,421.35 | Invoice #1046174 - Parts & Labor for NRC Pool Boiler Repair |
| 5/4/2018 | Alexander LeDoux | 154967 | 567.78 | Claim |
| 5/4/2018 | Campbell Deborah | 154968 | 768.90 | Oct-Dec 2017 |
| 5/4/2018 | Campbell Deborah | 154968 | 1,170.37 | Jan-Apr 2018 |
| 5/4/2018 | Colorado Delivers! Inc | 154969 | 600.00 | FTC-Poster Delivery |
| 5/4/2018 | Colorado Dept of Revenue | 154970 | 223.29 | Employee Withholding |
| 5/4/2018 | Cordova Terry | 154971 | 400.00 | Retiree Stipend |
| 5/4/2018 | Dodge Sign Company | 154972 | 530.00 | FTC-104th Banner |
| 5/4/2018 | Family Support Registry | 154973 | 463.78 | Employee withholding |
| 5/4/2018 | Family Support Registry | 154973 | 238.00 | Employee withholding |
| 5/4/2018 | Family Support Registry | 154973 | 838.62 | Employee withholding |
| 5/4/2018 | Family Support Registry | 154973 | 301.00 | Employee withholding |
| 5/4/2018 | Fantasia Angelina | 154974 | 258.69 | Employee Withholding |
| 5/4/2018 | Innovest Portfolio Solutions LLC | 154975 | 3,572.23 | Consultant Fees |
| 5/4/2018 | Innovest Portfolio Solutions LLC | 154975 | 8,335.22 | Consultant Fees |
| 5/4/2018 | Latest Scoop Publishing | 154976 | 360.00 | 4th of July-car show |
| 5/4/2018 | Rodriguez Michele | 154977 | 110.00 | FTC-Marketing |
| 5/4/2018 | Signature Offset LLC | 154978 | 829.06 | All events-calendar |
| 5/4/2018 | Tri-State Fireworks Inc | 154979 | 20,000.00 | 4th of July-Firework display |
| 5/4/2018 | US Bank NA | 154980 | 11,395.89 | #869364174817 - Fuel Purchased By City Vehicles Thru 4-23-18 |
| 5/4/2018 | Zigler Valerie E | 154982 | 1,750.00 | Magic/Pirate-Tablecloths |
| 5/11/2018 | A & A Languages LLC | 154984 | 120.00 | Invoice 901812 Interpreter 4/03/18 |
| 5/11/2018 | Adams Broomfield Bar Association | 154986 | 20.00 | 2018 Law Day Breakfast Ticket |
| 5/11/2018 | Adams County Finance Dept | 154987 | 400.00 | Range on 04/12/18. |
| 5/11/2018 | Adams County Finance Dept | 154987 | 400.00 | Range on 4/18/18. |
| 5/11/2018 | Adams County Finance Dept | 154988 | 2,320.00 | March 2018 Animal Shelter Fees. |
| 5/11/2018 | Advance Stores Company Inc | 154989 | 28.00 | Invoice #2194-502304 - Part for Stock #400106 |
| 5/11/2018 | Advance Stores Company Inc | 154989 | 63.70 | Invoice #2194-502885 - Part for Stock #1791 |
| 5/11/2018 | Advance Stores Company Inc | 154989 | 2.39 | Invoice #2194-503014 - Part for Unit #242-12 |
| 5/11/2018 | Advance Stores Company Inc | 154989 | 14.71 | Invoice #2194-503140 - Part for Unit #190-14 |
| 5/11/2018 | Aranda Aurea | 154990 | 50.00 | Partial Restitution |
| 5/11/2018 | Autozone Inc | 154991 | 4.89 | Invoice #0830430601 - Part for Unit #190-14 |
| 5/11/2018 | Barbara Reese | 154992 | 798.00 | Refund for Summer Day Camp |
| 5/11/2018 | Bedrock Flagstone Inc | 154993 | 2,805.00 | Boulders |
| 5/11/2018 | Brannan Sand & Gravel Co | 154996 | 87.46 | Asphalt for street repairs |
| 5/11/2018 | Brannan Sand & Gravel Co | 154996 | 479.55 | Asphalt for street repairs |
| 5/11/2018 | Brozovich Rachel | 154998 | 50.00 | Partial Restitution |
| 5/11/2018 | Bruckner Truck Sales | 154999 | 69.04 | Invoice #142321V - Part for Unit #133-17 |
| 5/11/2018 | Building Blocks Nurse Consulting LLC | 155001 | 75.00 | April 252018 Nurse Consulting |
| 5/11/2018 | Cardenas Michael Anthony | 155002 | 1,012.50 | Abatement of 10456 Grant St |
| 5/11/2018 | Cheer Central Inc | 155003 | 25.20 | Tumblng April 12 - 26, 2018 |
| 5/11/2018 | Choratch Alexandra K | 155004 | 50.00 | Partial Restitution |
| 5/11/2018 | Cimplx Compliance Services | 155005 | 623.70 | ACA Compliance |
| 5/11/2018 | Cintas Corporation No 2 | 155006 | 51.30 | Invoice #4005749139 - Mat Rental for M&O Bldg. & Sign Shop |
| 5/11/2018 | CIRSA | 155007 | 16,018.79 | Claims |
| 5/11/2018 | Clarion Associates LLC | 155009 | 5,591.25 | Professional Services rendered as of 03/31/2018 |
| 5/11/2018 | CMM Law LLC | 155010 | 4,770.00 | Judge Magid's Salary for May 2018 |
| 5/11/2018 | Colorado Outdoor Inc | 155012 | 450.00 | Programming fee for digital sign |
| 5/11/2018 | Colorado Paint Company | 155013 | 3,067.95 | Traffic paint white latex 55g drum |
| 5/11/2018 | Colorado Paint Company | 155013 | 5,113.25 | Traffic paint yellow latex 55g drum |
| 5/11/2018 | Complete Auto Glass Inc | 155015 | 150.00 | Invoice #60693 - Replace Windshield In Unit #127-12 |
| 5/11/2018 | CPS Distributors Inc | 155018 | 315.60 | Remote kit |
| 5/11/2018 | CPS Distributors Inc | 155018 | 14.64 | Irrigation flags |
| 5/11/2018 | CPS Distributors Inc | 155018 | 75.33 | Irrigation PVC |
| 5/11/2018 | CPS Distributors Inc | 155018 | 9.59 | Irrigation couplers |
| 5/11/2018 | CPS Distributors Inc | 155018 | 497.04 | Sprinkler heads |
| 5/11/2018 | CPS Distributors Inc | 155018 | 119.32 | Copper pipe/connectors |
| 5/11/2018 | CPS Distributors Inc | 155018 | 97.18 | Module |
| 5/11/2018 | CPS Distributors Inc | 155018 | 173.89 | Irrigation supplies |
| 5/11/2018 | CPS Distributors Inc | 155018 | 41.64 | Irrigation materials |
| 5/11/2018 | CPS Distributors Inc | 155018 | 5.26 | Irrigation materials |
| 5/11/2018 | CPS Distributors Inc | 155018 | 17.43 | Irrigation materials |
| 5/11/2018 | CPS Distributors Inc | 155018 | 285.41 | Pop-up |
| 5/11/2018 | CPS Distributors Inc | 155018 | 10.01 | Copper |

May 2018
Cash Disbursements

| <u>Date</u> | <u>Vendor</u> | <u>Check Number</u> | <u>Amount</u> | <u>Description</u> |
|-------------|--|---------------------|---------------|--|
| 5/11/2018 | CPS Distributors Inc | 155018 | 946.96 | Rotor heads |
| 5/11/2018 | Crafco Inc | 155019 | 8,914.50 | Deery 102 Sealant |
| 5/11/2018 | Cruz Beatrix Cha Cha | 155020 | 103.70 | Fitness Zumba April 17 - 26, 2018 |
| 5/11/2018 | Csem Event Staffing LLC | 155021 | 7,828.52 | FTC-Parking and Crew |
| 5/11/2018 | Don Zellner | 155024 | 300.00 | FTC-Entertainment |
| 5/11/2018 | Dunbar Armored Inc | 155025 | 205.34 | Courier Services |
| 5/11/2018 | Economic Development Council of Colorado | 155026 | 500.00 | Membership EDO Medium |
| 5/11/2018 | Envirotest Systems Corp | 155028 | 50.00 | #CO-0404 - Emissions Tests for May Renewals |
| 5/11/2018 | Factory Motor Parts Co | 155030 | 40.69 | Invoice #39-302434 - Part for Unit #280-10 |
| 5/11/2018 | Factory Motor Parts Co | 155030 | (13.00) | Invoice #39-301652 - Battery Core Credit |
| 5/11/2018 | Factory Motor Parts Co | 155030 | (13.00) | Invoice #39-299402 - Battery Core Credit |
| 5/11/2018 | Factory Motor Parts Co | 155030 | (15.00) | Invoice #39-299825 - Battery Core Credit |
| 5/11/2018 | Factory Motor Parts Co | 155030 | 17.26 | Invoice #39-300303 - Part for Unit #234-14 |
| 5/11/2018 | Factory Motor Parts Co | 155030 | 21.18 | Invoice #39-302864 - Part for Unit #276 |
| 5/11/2018 | Factory Motor Parts Co | 155030 | (13.00) | Invoice #39-300273 - Battery Core Credit |
| 5/11/2018 | Faris Machinery | 155031 | 295.65 | Invoice #C33738 - Part for Unit #168-15 |
| 5/11/2018 | First Light Video Productions Inc | 155032 | 4,625.00 | Videotaping CC mtgs March 2018 |
| 5/11/2018 | First Light Video Productions Inc | 155032 | 1,275.00 | ED Promo videos |
| 5/11/2018 | Fout Benjamin | 155034 | 2,050.00 | FTC/Magic-Video Promo |
| 5/11/2018 | Frank Robert | 155035 | 100.00 | Restitution |
| 5/11/2018 | Genuine Parts Company | 155039 | 47.14 | Invoice #3394-361448 - Part for Unit #190 |
| 5/11/2018 | Genuine Parts Company | 155039 | 20.90 | Invoice #3394-361470 - Part for Unit #226-15 |
| 5/11/2018 | Genuine Parts Company | 155039 | 49.57 | Invoice #5202-430729 - Part for Unit #198 |
| 5/11/2018 | Gomez Alina | 155040 | 2,000.00 | Partial Restitution |
| 5/11/2018 | Goodyear Tire & Rubber Co | 155041 | 885.00 | Invoice #174-1079607 - Tires for Stock #1030 |
| 5/11/2018 | Goodyear Tire & Rubber Co | 155041 | 30.95 | Invoice #174-1079622 - Tire for Stock #1078 |
| 5/11/2018 | Goodyear Tire & Rubber Co | 155041 | (315.00) | Invoice #174-1079126 - Steel Wheel Credit |
| 5/11/2018 | Goodyear Tire & Rubber Co | 155041 | 221.50 | Invoice #174-1079127 - Tires for Stock #1030 |
| 5/11/2018 | Growth Products LTD | 155042 | 2,532.50 | Fertilizer |
| 5/11/2018 | Hankins Denise | 155044 | 50.00 | Partial Restitution T334892 |
| 5/11/2018 | Hardline Equipment LLC | 155045 | 241.25 | Invoice #3507-5578 - Tarp for Unit #172-16 |
| 5/11/2018 | Hartco Inc | 155046 | 315.00 | Graffiti clean up at E 116th & Lincoln St 4/17 |
| 5/11/2018 | Hartco Inc | 155046 | 120.00 | Graffiti clean up at 11701 Comm Ctr Dr 4/18 |
| 5/11/2018 | Hartco Inc | 155046 | 375.00 | Graffiti clean up at Highline underpass 4/18 |
| 5/11/2018 | Hartco Inc | 155046 | 512.50 | Graffiti clean up at Highline underpass 4/17 |
| 5/11/2018 | Hartco Inc | 155046 | 240.00 | Graffiti clean up at 11874 Washington 4/18 |
| 5/11/2018 | HD Northglenn LLC | 155047 | 84,264.50 | 2018 ESTIP |
| 5/11/2018 | Heaton Corporation | 155048 | 445.25 | May janitorial services for M&O |
| 5/11/2018 | High Class Auto Glass Inc | 155049 | 35.00 | Invoice #W021824 - Windshield Repair On Unit #404-15 |
| 5/11/2018 | Hill Enterprises Inc | 155050 | 17,427.19 | #125693 - Diesel Fuel Delivered to M&O Fueling Facility 5-4-18 |
| 5/11/2018 | Hoffman Parker Wilson & Carberry PC | 155051 | 15,209.14 | Legal fees month ending April 2018 |
| 5/11/2018 | Integral Recoveries Inc | 155052 | 5,228.25 | Collections Payment April 2018 |
| 5/11/2018 | Keating Gregory J | 155053 | 150.00 | Lacrosse Coach 2.26 - 5.5.18 second payment |
| 5/11/2018 | L L Johnson Distributing Company | 155054 | 115.87 | Invoice #1772444-00 - Part for Unit #512-12 |
| 5/11/2018 | Language Line Services Inc | 155055 | 8.27 | Interpreter Service Invoice 4308776 |
| 5/11/2018 | Lehr Renae | 155056 | 73.00 | 2018 Espioc Conference |
| 5/11/2018 | Lewis & Ellis Inc | 155057 | 1,715.62 | GASB 45 Valuation |
| 5/11/2018 | McBurney Madison | 155059 | 500.00 | FTC-Entertainment |
| 5/11/2018 | McGee Company | 155060 | 35.52 | Invoice #10252306-00 - Shop Supplies |
| 5/11/2018 | Media Tracking Inc | 155061 | 588.00 | Colorado Media Monitoring Service |
| 5/11/2018 | Mera Franklin | 155062 | 420.00 | Karate April 2 - 25, 2018 |
| 5/11/2018 | Mile Hi Golden Retriever Club | 155063 | 75.00 | Refund for 5.13.18 room reservation |
| 5/11/2018 | Moore Pamela A | 155064 | 187.50 | Fitness Essentrics April 3 - 26, 2018 |
| 5/11/2018 | Motorola Solutions Inc | 155065 | 56,098.88 | Per Quote #QU0000426721 Patrol Radios. |
| 5/11/2018 | Mueller Alec | 155066 | 180.00 | FTC-Entertainment |
| 5/11/2018 | Muenchow Timothy | 155067 | 117.89 | Final Restitution |
| 5/11/2018 | Murphy Mary | 155068 | 200.60 | Chair Massage April 18 - 25, 2018 |
| 5/11/2018 | Murray Dahl Kuchenmeister & Renaud | 155069 | 3,300.00 | April Lobbying Services |
| 5/11/2018 | Myers Nate | 155070 | 400.00 | Retiree Stipend |
| 5/11/2018 | Nauman Kailee | 155071 | 325.00 | KFD-Promotions |
| 5/11/2018 | Networkfleet Inc | 155072 | 113.70 | Apr GPS fees for code vehicles |
| 5/11/2018 | Networkfleet Inc | 155072 | 56.85 | Apr GPS fees for sweeper & graffiti truck |
| 5/11/2018 | North Metro SBDC | 155073 | 1,000.00 | On site counseling support for Northglenn residents for 2018 |
| 5/11/2018 | Northglenn Senior Organization | 155074 | 1,088.00 | NSO Reimbursement April 2018 |
| 5/11/2018 | O'Reilly Automotive Stores Inc | 155075 | 34.37 | Invoice #2816-274967 - Part for Unit #243-11 |
| 5/11/2018 | O'Reilly Automotive Stores Inc | 155075 | 47.94 | Invoice #2816-274912 - Part for Stock #5042 |

**May 2018
Cash Disbursements**

| <u>Date</u> | <u>Vendor</u> | <u>Check Number</u> | <u>Amount</u> | <u>Description</u> |
|-------------|---|---------------------|---------------|--|
| 5/11/2018 | Permagreen Products Co | 155079 | 733.40 | Replace sand and compost |
| 5/11/2018 | Pioneer Sand Co Inc | 155080 | 494.25 | Playground mulch |
| 5/11/2018 | Pioneer Sand Co Inc | 155080 | 799.00 | Mulch- EB Rains |
| 5/11/2018 | Postmaster | 155081 | 1,416.00 | PO Box # 330061/Service |
| 5/11/2018 | Rathbun Chad | 155086 | 50.00 | Partial Restitution |
| 5/11/2018 | RCSolar-Arvada LLC | 155087 | 297.59 | Community Solar |
| 5/11/2018 | RCSolar-Arvada LLC | 155087 | 274.84 | Community Solar |
| 5/11/2018 | RSM US LLP | 155089 | 6,000.00 | Audit Services |
| 5/11/2018 | Safe Built Colorado Inc | 155090 | 28,139.32 | Fees for April 2018 |
| 5/11/2018 | Safety 2000 Inc | 155091 | 62.30 | City Hall Medicene Cabinet |
| 5/11/2018 | Safety 2000 Inc | 155091 | 149.29 | M&O Medicene Cabinet |
| 5/11/2018 | Safety Kleen Corp | 155092 | 278.46 | Invoice #76447564 - Parts Washer Service |
| 5/11/2018 | Saucedo Juana | 155093 | 200.00 | Partial Restitution |
| 5/11/2018 | Sentry Fire & Safety Inc | 155094 | 550.00 | #3337-104495 - Annual Fire Sprinkler Test & Inspection @ Rec Ctr |
| 5/11/2018 | Siegel Oil | 155095 | 665.70 | Invoice #10214949 - Oil for Stock #1537 |
| 5/11/2018 | Sielaff Alan | 155096 | 106.10 | Expense Reimbursement |
| 5/11/2018 | Solsbury Hill LLC | 155097 | 339.47 | Irrigation materials |
| 5/11/2018 | Solsbury Hill LLC | 155097 | 9.15 | Irrigation materials |
| 5/11/2018 | Stottlemeyer Renee | 155100 | 200.00 | Partial Restitution |
| 5/11/2018 | Taylor Kevin S | 155101 | 100.00 | Technical Coordinator Sub March 31, 2018 |
| 5/11/2018 | Tobo Gregory D | 155102 | 300.00 | FTC-Entertainment |
| 5/11/2018 | Tri-County Health Dept | 155103 | 2,300.00 | Immunizations |
| 5/11/2018 | Trujillo Renee | 155104 | 50.00 | Restitution |
| 5/11/2018 | United States Postal Service | 155106 | 4,347.20 | Postage for June Connection |
| 5/11/2018 | Valley Athletic Field Solutions Inc | 155107 | 1,335.64 | Athletic field paint |
| 5/11/2018 | Vivint SmartHome | 155108 | 800.00 | Overpayment Peddler's License |
| 5/11/2018 | Wadsworth Development Group | 155109 | 4,000.00 | Deposit Refund/Landscape |
| 5/11/2018 | Walker William | 155110 | 50.00 | Partial Restitution |
| 5/11/2018 | Xcel Energy | 155112 | 83.36 | Electric Usage |
| 5/11/2018 | Cleere Denise | 155113 | 142.00 | Per Diem CCRN Conference |
| 5/11/2018 | Mota Celia | 155114 | 142.00 | Per Diem CCRN Conference. |
| 5/18/2018 | Advance Stores Company Inc | 155119 | 8.83 | Invoice #2194-503858 - Part for Unit #290 |
| 5/18/2018 | Aqueous Solution Inc | 155120 | 219.00 | NRC Pool Chemicals |
| 5/18/2018 | Arnold Stephen E | 155121 | 1,000.00 | Photography Services 4/19-5/11/18 |
| 5/18/2018 | Century 1 Chevrolet Inc | 155122 | 49.00 | RO #46077273/1 - Alignment on Unit #243-11 |
| 5/18/2018 | Colorado Dept of Revenue | 155123 | 223.29 | Employee Withholding |
| 5/18/2018 | Colorado Occupational Medicine Physicians | 155124 | 35.00 | Drug Screen |
| 5/18/2018 | Colorado Occupational Medicine Physicians | 155124 | 140.00 | Drug Screen |
| 5/18/2018 | Colorado Occupational Medicine Physicians | 155124 | 35.00 | Drug Screen |
| 5/18/2018 | Colorado Occupational Medicine Physicians | 155124 | 35.00 | Drug Screen |
| 5/18/2018 | Colorado Occupational Medicine Physicians | 155124 | 300.00 | Drug Screen |
| 5/18/2018 | Colorado Occupational Medicine Physicians | 155124 | 70.00 | Drug Screen |
| 5/18/2018 | Colorado Occupational Medicine Physicians | 155124 | 35.00 | Drug Screen |
| 5/18/2018 | Colorado Occupational Medicine Physicians | 155124 | 35.00 | Drug Screen |
| 5/18/2018 | Colorado Occupational Medicine Physicians | 155124 | 120.00 | Drug Screen |
| 5/18/2018 | Colorado Occupational Medicine Physicians | 155124 | 145.00 | Drug Screen |
| 5/18/2018 | Complete Auto Glass Inc | 155125 | 185.00 | Invoice #60842 - Windshield for Unit #247-12 |
| 5/18/2018 | CPS Distributors Inc | 155126 | 43.86 | Irrigation items |
| 5/18/2018 | CPS Distributors Inc | 155126 | 4.51 | Irrigation items |
| 5/18/2018 | Davis Graham & Stubbs | 155128 | 551.00 | GEP Attorney Fees |
| 5/18/2018 | Davis Graham & Stubbs | 155128 | 325.00 | PP Attorney Fees |
| 5/18/2018 | Dell Marketing LP | 155129 | 5,453.35 | Dell Optiplex 7050 |
| 5/18/2018 | Dell Marketing LP | 155129 | 890.92 | Dell monitor with stand P2217H |
| 5/18/2018 | Dell Marketing LP | 155129 | 411.06 | Dell monitor without stand P2217H |
| 5/18/2018 | Dell Marketing LP | 155129 | 1,467.06 | Dell Precision Tower 5810 |
| 5/18/2018 | Dell Marketing LP | 155129 | 1,412.31 | Dell Precision Tower 5810 |
| 5/18/2018 | Dell Marketing LP | 155129 | 497.06 | Dell 23 monitor |
| 5/18/2018 | Dell Marketing LP | 155129 | 428.26 | Dell 22 monitor |
| 5/18/2018 | Earth Green Soil Amenities Inc | 155131 | 2,394.48 | 114th/Melody Fence Repair |
| 5/18/2018 | Earth Green Soil Amenities Inc | 155131 | 400.00 | 10041 Melody-Tree fell on fence |
| 5/18/2018 | Earth Green Soil Amenities Inc | 155131 | 3,990.80 | 11751 Gallapago Ct-Wind Damage |
| 5/18/2018 | Earth Green Soil Amenities Inc | 155131 | 1,298.16 | 380 E 104th Pl-Wind Damage |
| 5/18/2018 | Factory Motor Parts Co | 155132 | 110.00 | Invoice #39-301523 - Part for Unit #558 |
| 5/18/2018 | Factory Motor Parts Co | 155132 | 118.84 | Invoice #39-302851 - Part for Unit #280-10 |
| 5/18/2018 | Family Support Registry | 155133 | 463.78 | Employee withholding |
| 5/18/2018 | Family Support Registry | 155133 | 238.00 | Employee withholding |

May 2018
Cash Disbursements

| <u>Date</u> | <u>Vendor</u> | <u>Check Number</u> | <u>Amount</u> | <u>Description</u> |
|-------------|--------------------------------|---------------------|---------------|--|
| 5/18/2018 | Family Support Registry | 155133 | 838.62 | Employee withholding |
| 5/18/2018 | Family Support Registry | 155133 | 301.00 | Employee withholding |
| 5/18/2018 | Fantasia Angelina | 155134 | 258.69 | Employee Withholding |
| 5/18/2018 | Genuine Parts Company | 155136 | 24.40 | Invoice #3394-363640 - Part for Unit #171-16 |
| 5/18/2018 | GoGovApps Inc | 155137 | 1,250.25 | 5 month license for GoRequest Graffiti Tracking Software |
| 5/18/2018 | Golf Cars of Houston LP | 155138 | 595.00 | FTC-Golf Carts |
| 5/18/2018 | Independent Salt Co | 155140 | 1,966.03 | Rock salt for de-icing streets |
| 5/18/2018 | Independent Salt Co | 155140 | 2,070.83 | Rock salt for de-icing streets |
| 5/18/2018 | Independent Salt Co | 155140 | 2,030.70 | Rock salt for de-icing streets |
| 5/18/2018 | Independent Salt Co | 155140 | 1,046.57 | Rock salt for de-icing streets |
| 5/18/2018 | Independent Salt Co | 155140 | 3,886.71 | Rock salt for de-icing streets |
| 5/18/2018 | Johnson Auto Plaza Inc | 155141 | 12.52 | #474663 - Part for Unit #251 |
| 5/18/2018 | MHC Kenworth | 155142 | 78.48 | Invoice #T00305601741913 - Part for Unit #189-11 |
| 5/18/2018 | MHC Kenworth | 155142 | 457.77 | Invoice #T00305601742533 - Part for Stock #63009 |
| 5/18/2018 | Motorola Solutions Inc | 155143 | 13,639.28 | Per Quote # QU0000426723 for Victim Services radios. |
| 5/18/2018 | Nicoletti-Flater Assoc | 155145 | 200.00 | Pre-employment |
| 5/18/2018 | O'meara Ford Center Inc | 155146 | 90.38 | Invoice #962327 - Part for Unit #245-12 |
| 5/18/2018 | O'Reilly Automotive Stores Inc | 155147 | 63.32 | Invoice #2816-275712 - Part for Unit #245-12 |
| 5/18/2018 | Pinnacol Assurance | 155149 | 143.68 | Claim |
| 5/18/2018 | Pinnacol Assurance | 155149 | 1,658.16 | Claims |
| 5/18/2018 | Pinnacol Assurance | 155149 | 586.82 | Claim |
| 5/18/2018 | Pioneer Sand Co Inc | 155150 | 958.80 | Mulch- EB Rains |
| 5/18/2018 | Pioneer Sand Co Inc | 155150 | 159.80 | City hall mulch |
| 5/18/2018 | Pioneer Sand Co Inc | 155150 | 159.80 | City hall mulch |
| 5/18/2018 | Potestio Brothers Equipment Co | 155151 | 162.36 | Invoice #69881P - Part That Was Returned |
| 5/18/2018 | Potestio Brothers Equipment Co | 155151 | (138.01) | #70358P - Credit for Part Returned f/ Inv. 69881P less restock |
| 5/18/2018 | Rocky Mountain Reserve | 155152 | 507.30 | Flex Admin |
| 5/18/2018 | Sungelo David | 155153 | 311.00 | FTC-Radios |
| 5/18/2018 | Vonage Business Inc | 155154 | 4,136.24 | May telephone & voicemail svcs - CHall & WWTP |
| 5/18/2018 | Vonage Business Inc | 155154 | 1,242.64 | May telephone & voicemail svcs - M&O |
| 5/18/2018 | Vonage Business Inc | 155154 | 683.76 | May telephone & voicemail svcs - NRC |
| 5/18/2018 | Vonage Business Inc | 155154 | 358.06 | May telephone & voicemail svcs - WTP |
| 5/18/2018 | Xcel Energy | 155155 | 124.65 | Electric Usage |
| 5/18/2018 | Xcel Energy | 155155 | 14.17 | Electric Usage |
| 5/18/2018 | Xcel Energy | 155155 | 98.19 | Electric Usage |
| 5/18/2018 | Xcel Energy | 155155 | 137.52 | Electric Usage |
| 5/18/2018 | Xcel Energy | 155155 | 38,736.49 | Electric Usage |
| 5/18/2018 | Xcel Energy | 155155 | 61.85 | Electric Usage |
| 5/18/2018 | Xcel Energy | 155155 | 2,739.62 | Electric Usage |
| 5/18/2018 | Xcel Energy | 155155 | 13.94 | Electric Usage |
| 5/18/2018 | Xcel Energy | 155155 | 63.03 | Electric Usage |
| 5/18/2018 | Xcel Energy | 155155 | 96.55 | Electric Usage |
| 5/18/2018 | Xerox Corporation | 155156 | 81.09 | Monthly Leases |
| 5/18/2018 | Xerox Corporation | 155156 | 63.30 | Monthly Leases |
| 5/18/2018 | Xerox Corporation | 155156 | 208.02 | Monthly Leases |
| 5/18/2018 | Xerox Corporation | 155156 | 137.38 | Monthly Leases |
| 5/18/2018 | Xerox Corporation | 155156 | 164.28 | Monthly Leases |
| 5/18/2018 | Xerox Corporation | 155156 | 126.85 | Monthly Leases |
| 5/18/2018 | Xerox Corporation | 155156 | 223.74 | Monthly Leases |
| 5/18/2018 | Xerox Corporation | 155156 | 35.61 | Monthly Leases |
| 5/18/2018 | Xerox Corporation | 155156 | 134.15 | Monthly Leases |
| 5/18/2018 | Xerox Corporation | 155156 | 11.28 | Monthly Leases |
| 5/18/2018 | Xerox Corporation | 155156 | 93.65 | Monthly Leases |
| 5/18/2018 | Xerox Corporation | 155156 | 151.39 | Monthly Leases |
| 5/18/2018 | Xerox Corporation | 155156 | 150.51 | Monthly Leases |
| 5/18/2018 | Xerox Corporation | 155156 | 810.65 | Monthly Leases |
| 5/18/2018 | Xerox Corporation | 155156 | 404.63 | Monthly Leases |
| 5/18/2018 | Xerox Corporation | 155156 | 135.38 | Monthly Leases |
| 5/18/2018 | Xerox Corporation | 155156 | 7.13 | Monthly Leases |
| 5/18/2018 | Xerox Corporation | 155156 | 4.74 | Monthly Leases |
| 5/18/2018 | Xerox Corporation | 155156 | 55.36 | Monthly Leases |
| 5/18/2018 | Xerox Corporation | 155156 | 4.37 | Monthly Leases |
| 5/25/2018 | Absolute Graphics | 155157 | 104.46 | Sweatshirts |
| 5/25/2018 | Absolute Graphics | 155157 | 83.73 | T-shirts |
| 5/25/2018 | Absolute Graphics | 155157 | 117.48 | Coats BO |
| 5/25/2018 | Absolute Graphics | 155157 | 217.93 | Vests, sweaters |

May 2018
Cash Disbursements

| <u>Date</u> | <u>Vendor</u> | <u>Check Number</u> | <u>Amount</u> | <u>Description</u> |
|-------------|---|---------------------|---------------|---|
| 5/25/2018 | Absolute Graphics | 155157 | 66.05 | Polos |
| 5/25/2018 | Absolute Graphics | 155157 | 26.30 | Sweatshirts |
| 5/25/2018 | Adams County Finance Dept | 155158 | 2,808.33 | Records Terminal Guard for April 2018. |
| 5/25/2018 | Adams Twelve Five Star Schools | 155159 | 3,082.00 | Spring 2018 Youth BB Games Northglenn MS |
| 5/25/2018 | Adams Twelve Five Star Schools | 155159 | 268.00 | Spring 2018 Youth BB Practice |
| 5/25/2018 | Adams Twelve Five Star Schools | 155159 | 613.00 | Spring 2018 Youth BB Practice |
| 5/25/2018 | Adams Twelve Five Star Schools | 155159 | 450.00 | Spring 2018 Youth BB Practice |
| 5/25/2018 | Adams Twelve Five Star Schools | 155159 | 619.00 | Spring 2018 Youth BB Practice |
| 5/25/2018 | Adams Twelve Five Star Schools | 155159 | 936.25 | Spring 2018 Youth BB Practice |
| 5/25/2018 | Advance Stores Company Inc | 155160 | 42.00 | Invoice #2194-504265 - Oil Filter for Stock #7502 |
| 5/25/2018 | Bertsch Perry | 155162 | 32.40 | Scout restroom |
| 5/25/2018 | Bertsch Perry | 155162 | 76.60 | Wyco restroom |
| 5/25/2018 | Bertsch Perry | 155162 | 194.76 | EB restroom |
| 5/25/2018 | Bertsch Perry | 155162 | 408.12 | NWOS restroom |
| 5/25/2018 | Biggins James | 155164 | 507.92 | Post Employment Benefits |
| 5/25/2018 | Bruckner Truck Sales | 155166 | 191.84 | #143756V - Parts for Unit #164-14 |
| 5/25/2018 | CenterPoint Energy Services Retail LLC | 155167 | 1,425.16 | Nautal Gas usage |
| 5/25/2018 | CenterPoint Energy Services Retail LLC | 155167 | 668.20 | Nautal Gas usage |
| 5/25/2018 | CenterPoint Energy Services Retail LLC | 155167 | 234.48 | Nautal Gas usage |
| 5/25/2018 | Century 1 Chevrolet Inc | 155168 | 49.00 | #46078042/1 - Alignment on Unit #247-12 |
| 5/25/2018 | Cintas Corporation No 2 | 155170 | 51.30 | Mat rental for M&O |
| 5/25/2018 | Clarion Associates LLC | 155172 | 3,421.17 | Professional Services rendered as of 04/30/2018 |
| 5/25/2018 | Colorado Bureau of Investigation | 155175 | 39.50 | Background Check |
| 5/25/2018 | Colorado Bureau of Investigation | 155175 | 39.50 | Background Check |
| 5/25/2018 | Colorado Bureau of Investigation | 155175 | 39.50 | Background Check |
| 5/25/2018 | Colorado Bureau of Investigation | 155175 | 39.50 | Background Check |
| 5/25/2018 | Colorado Bureau of Investigation | 155176 | 39.50 | Background Check |
| 5/25/2018 | Colorado Bureau of Investigation | 155176 | 39.50 | Background Check |
| 5/25/2018 | Colorado Bureau of Investigation | 155176 | 39.50 | Background Check |
| 5/25/2018 | Colorado Bureau of Investigation | 155176 | 39.50 | Background Check |
| 5/25/2018 | Colorado Bureau of Investigation | 155176 | 39.50 | Background Check |
| 5/25/2018 | Colorado Department of Human Services | 155177 | 28.00 | Background Check |
| 5/25/2018 | Colorado Department of Human Services | 155177 | 28.00 | Background Check |
| 5/25/2018 | Colorado Department of Human Services | 155177 | 28.00 | Background Check |
| 5/25/2018 | Colorado Department of Human Services | 155177 | 28.00 | Background Check |
| 5/25/2018 | Colorado Department of Human Services | 155177 | 28.00 | Background Check |
| 5/25/2018 | Colorado Department of Human Services | 155177 | 28.00 | Background Check |
| 5/25/2018 | Colorado Department of Human Services | 155178 | 28.00 | Background Check |
| 5/25/2018 | Colorado Department of Human Services | 155178 | 28.00 | Background Check |
| 5/25/2018 | Cordova Terry | 155180 | 400.00 | Retiree Stipend |
| 5/25/2018 | CPS Distributors Inc | 155182 | 40.76 | Irrigation materials |
| 5/25/2018 | CPS Distributors Inc | 155182 | 640.25 | Gloves |
| 5/25/2018 | CPS Distributors Inc | 155182 | 328.32 | Sprinkler heads |
| 5/25/2018 | CPS Distributors Inc | 155182 | 11.06 | Irrigation |
| 5/25/2018 | Cruz Beatrix Cha Cha | 155183 | 108.80 | Fitness Zumba May 1 - 11, 2018 |
| 5/25/2018 | Delta Dental Plan of Colo | 155185 | 124.16 | Cobra Dental |
| 5/25/2018 | Delta Dental Plan of Colo | 155185 | 10,144.27 | Ee Dental Insurance |
| 5/25/2018 | Dynoman Diesel Emissions & Machine Shop LLC | 155187 | 55.00 | Invoice #2577 - Emission Test on Unit #129-11 |
| 5/25/2018 | Earth Green Soil Amenities Inc | 155188 | 3,894.48 | 11016 Pearl St |
| 5/25/2018 | Earth Green Soil Amenities Inc | 155188 | 375.00 | 781 W 118th Ave |
| 5/25/2018 | Factory Motor Parts Co | 155189 | 51.14 | Invoice #39-303975 - Parts for Unit #251 |
| 5/25/2018 | Faris Machinery | 155190 | 431.16 | Invoice #C34438 - Part for Unit #169-16 |
| 5/25/2018 | Genuine Parts Company | 155193 | 53.98 | Invoice #3394-354403 - Jim Allen's 2018 Tool Allotment |
| 5/25/2018 | Genuine Parts Company | 155193 | (15.21) | Invoice #3394-360007 - Return From Invoice #3394-354403 |
| 5/25/2018 | Genuine Parts Company | 155193 | 8.68 | #3394-364605 - Shop Supplies |
| 5/25/2018 | Genuine Parts Company | 155193 | 40.82 | #3394-364523 - Part ,Shop Supplies, credit |
| 5/25/2018 | Golf & Sport Solutions | 155195 | 5,060.95 | Infield mix |
| 5/25/2018 | Good Earth Ventures LLC | 155196 | 115.30 | FTC |
| 5/25/2018 | Goodyear Tire & Rubber Co | 155197 | 517.90 | #174-1079859 - Tire for Stock #1017 |
| 5/25/2018 | ICLEI-Local Government for Sustainability USA | 155201 | 914.00 | Billing Period Month of March 2018 |
| 5/25/2018 | Kaiser Permanente | 155203 | 298.57 | Retiree health insurance |
| 5/25/2018 | Kaiser Permanente | 155203 | 1,791.35 | COBRA health |
| 5/25/2018 | Kaiser Permanente | 155203 | 177,786.75 | Ee health insurance |
| 5/25/2018 | Kirk Lauren Lee | 155204 | 100.00 | Theatre House Manager Sub 5.3 - 5.5.18 |
| 5/25/2018 | Maestas Valene | 155205 | 140.00 | Spring 2018 Volleyball Coach 2nd Payment |
| 5/25/2018 | Mandel Metals Inc | 155206 | 6,729.93 | Sign blanks per April 9, 2018 quote |
| 5/25/2018 | MHC Kenworth | 155208 | 241.40 | #T00305601742482 - Parts for Unit #126 & #713 |

**May 2018
Cash Disbursements**

| <u>Date</u> | <u>Vendor</u> | <u>Check Number</u> | <u>Amount</u> | <u>Description</u> |
|-------------------------------------|---|---------------------|---------------|--|
| 5/25/2018 | MHC Kenworth | 155208 | (2.49) | #T00305600350983 - Fuel Surcharge Credit |
| 5/25/2018 | Mota Celia | 155209 | 33.81 | Expense Reimbursement |
| 5/25/2018 | Murphy Mary | 155211 | 198.00 | Chair Massage May 2 - 9, 2018 |
| 5/25/2018 | NPD Benevolence Fund | 155213 | 248.00 | Flower Fund |
| 5/25/2018 | O'meara Ford Center Inc | 155214 | 113.10 | Invoice #964289 - Part for Unit #247-12 |
| 5/25/2018 | O'meara Ford Center Inc | 155214 | 7.69 | Invoice #964161 - Part for Unit #247-12 |
| 5/25/2018 | O'Reilly Automotive Stores Inc | 155215 | 19.77 | #2816-277315 - Part for Stock #17 |
| 5/25/2018 | O.J. Watson Company Inc | 155216 | 65.86 | Invoice #0079493-IN - Part for Unit #749 |
| 5/25/2018 | OEM Component Engr Inc | 155217 | 436.95 | Invoice #44416 - Part for Unit #744-15 |
| 5/25/2018 | Pace Victoria | 155218 | 2,200.00 | NYTA Camp Teacher First Payment 6.22.18 |
| 5/25/2018 | Pavlushik Joseph K | 155219 | 94.00 | FTC |
| 5/25/2018 | Phantom Enterprises Inc | 155220 | 490.00 | FTC-Walk Around |
| 5/25/2018 | Pioneer Sand Co Inc | 155221 | 159.80 | Mulch |
| 5/25/2018 | Pioneer Sand Co Inc | 155221 | 159.80 | Mulch |
| 5/25/2018 | Pioneer Sand Co Inc | 155221 | 639.20 | Mulch |
| 5/25/2018 | Pioneer Sand Co Inc | 155221 | 159.80 | Mulch |
| 5/25/2018 | Pioneer Sand Co Inc | 155221 | 243.80 | Redwood mulch |
| 5/25/2018 | Pioneer Sand Co Inc | 155221 | 182.85 | Redwood mulch |
| 5/25/2018 | Pioneer Sand Co Inc | 155221 | 121.90 | Redwood mulch |
| 5/25/2018 | Potestio Brothers Equipment Co | 155222 | 54.75 | #70988P - Part for Unit #593 |
| 5/25/2018 | Potestio Brothers Equipment Co | 155222 | 56.15 | #71303P - Part for Unit #594 |
| 5/25/2018 | Pros Plus LLC | 155224 | 150.00 | Northglenn Softball Umpires May 1 - 15,2018 |
| 5/25/2018 | Quality-Water Biosystems Inc | 155225 | 250.00 | April water quality |
| 5/25/2018 | Santella Mathis | 155229 | 140.00 | Spring Volleyball Coach 2nd Payment |
| 5/25/2018 | Scott David | 155230 | 14.00 | Expense Reimbursement |
| 5/25/2018 | Siegel Oil | 155231 | 1,564.55 | Invoice #10216222 - Oil for Stock #1531 & #1540 |
| 5/25/2018 | Solsbury Hill LLC | 155232 | 257.40 | Rainbird |
| 5/25/2018 | Sosa-Jaquez Ann Frances | 155233 | 140.00 | Spring 2018 Volleyball Coach 2nd Payment |
| 5/25/2018 | Sustainable Traffic Solutions Inc | 155235 | 1,080.00 | Study to assess the locations of panhandlers in Northglenn |
| 5/25/2018 | Sustainable Traffic Solutions Inc | 155235 | 406.20 | Study to assess the locations of panhandlers in Northglenn |
| 5/25/2018 | Swarco Inc | 155236 | 203.00 | Paint |
| 5/25/2018 | Szymanski Joel | 155237 | 41.42 | Mileage Reimbursement |
| 5/25/2018 | The Link | 155238 | 48,924.00 | 2018 IGA contribution to The Link. |
| 5/25/2018 | Tri-County Health Dept | 155239 | 2,000.00 | Hep B |
| 5/25/2018 | Wee Bee Costumes LLC | 155241 | 450.00 | Costumes for NYT/Players 6.2.18 payment |
| 5/25/2018 | Weinrauch Paul D | 155242 | 730.00 | FTC-Photo |
| 5/25/2018 | Wilson & Company Inc Engineers & Architects | 155245 | 1,225.00 | Dev. Rev. Karls Farm Dev. Period from 03/24/18 to 04/20/18 |
| 5/25/2018 | Xcel Energy | 155248 | 1,127.37 | Electric/Gas Usage |
| 5/25/2018 | Xcel Energy | 155248 | 3,742.95 | Electric/Gas Usage |
| 5/25/2018 | Xcel Energy | 155248 | 7,636.28 | Electric/Gas Usage |
| <u>Conservation Fund</u> | | | | |
| 5/18/2018 | DHM Design Corporation | 155130 | 1,696.59 | City portion- splash pad |
| 5/18/2018 | DHM Design Corporation | 155130 | 2,827.66 | ADCO grant- splash pad |
| <u>Capital Projects Fund</u> | | | | |
| 5/11/2018 | CTL Thompson Inc | 155022 | 2,667.50 | Justice Center |
| 5/11/2018 | DaVinci Sign Systems Inc | 155023 | 46,463.86 | Marquee replacement |
| 5/11/2018 | Eidos Architects PC | 155027 | 3,196.80 | Professional Services from 3.1 - 3.31/18 |
| 5/11/2018 | Pioneer Sand Co Inc | 155080 | 148.75 | Sod |
| 5/11/2018 | Safe Built Colorado Inc | 155090 | 3,222.65 | Permit#18NGN-00413 Plan Review for the Parks Barn |
| 5/11/2018 | Safe Built Colorado Inc | 155090 | 207.27 | Permit#18NGN-00537 Parks CIP @10750 Pecos St. |
| 5/11/2018 | Safe Built Colorado Inc | 155090 | 57.50 | Permit#18NGN-000394 New Traffic Signal near the NMFRD |
| 5/11/2018 | Southwest Mobile Storage Inc | 155098 | 112.20 | April Rental Fee |
| 5/11/2018 | Stanley Consultants | 155099 | 7,253.53 | Period from 11/15/2017 to Dec. 16, 2017 |
| 5/11/2018 | Stanley Consultants | 155099 | 2,807.70 | For the period of 3.25 - 4.27.18 |
| 5/18/2018 | DHM Design Corporation | 155130 | 665.67 | City CIP for NWOS Design |
| 5/18/2018 | DHM Design Corporation | 155130 | 665.68 | ADOS Grant for NWOS Design |
| 5/18/2018 | DHM Design Corporation | 155130 | 2,827.66 | City portion- bath house |
| 5/18/2018 | DHM Design Corporation | 155130 | 1,696.59 | ADCO grant- bath house |
| 5/25/2018 | CTL Thompson Inc | 155184 | 1,289.00 | 2018 On-Call Geotechnical Engineering Services for Ralston House |
| 5/25/2018 | Himmelman Construction Inc | 155199 | 133,349.13 | Period to 04/30/2018 |
| 5/25/2018 | Hoefler Wysocki Architects LLC | 155200 | 15,797.31 | Professional Svcs from 04/01/18 to 04/30/2018 |
| 5/25/2018 | Matrix Design Group Inc | 155207 | 463.50 | Marketplace Pedistrian Bridge Rehab |
| 5/25/2018 | Project One Integrated Services LLC | 155223 | 7,356.50 | Professional Services through April 30, 2018 |

May 2018
Cash Disbursements

| <u>Date</u> | <u>Vendor</u> | <u>Check Number</u> | <u>Amount</u> | <u>Description</u> |
|---|---|---------------------|---------------|---|
| 5/25/2018 | Workplace Elements LLC | 155247 | 285,642.05 | Background Check |
| <u>Water and Wastewater Fund</u> | | | | |
| 5/11/2018 | Absolute Graphics | 154985 | 1,313.98 | Apparel for Utilities crew |
| 5/11/2018 | BH NORTHGLENN LLC | 154995 | 30.53 | Refund Check |
| 5/11/2018 | Brannan Sand & Gravel Co | 154996 | 87.46 | Invoice #207640 - Material for Storm Drain Repair On Muriel |
| 5/11/2018 | Browns Hill Engineering & Controls Inc | 154997 | 1,434.65 | Work at Booster Farm. |
| 5/11/2018 | Browns Hill Engineering & Controls Inc | 154997 | 224.00 | Materials Purchased for Booster Farm. |
| 5/11/2018 | City of Northglenn | 155008 | 75.00 | Water Rebate-9320 |
| 5/11/2018 | City of Northglenn | 155008 | 100.00 | Water Rebate-12029 |
| 5/11/2018 | City of Northglenn | 155008 | 75.00 | Water Rebate-11045 |
| 5/11/2018 | City of Northglenn | 155008 | 150.00 | Water Rebate-10782 |
| 5/11/2018 | City of Northglenn | 155008 | 175.00 | Water Rebate-13476 |
| 5/11/2018 | City of Northglenn | 155008 | 100.00 | Water Rebate-11505 |
| 5/11/2018 | City of Northglenn | 155008 | 75.00 | Water Rebate-5049 |
| 5/11/2018 | City of Northglenn | 155008 | 75.00 | Water Rebate-13074 |
| 5/11/2018 | City of Northglenn | 155008 | 75.00 | Water Rebate-11746 |
| 5/11/2018 | City of Northglenn | 155008 | 75.00 | Water Rebate-13895 |
| 5/11/2018 | City of Northglenn | 155008 | 100.00 | Water Rebate-6343 |
| 5/11/2018 | City of Northglenn | 155008 | 75.00 | Water Rebate-13953 |
| 5/11/2018 | City of Northglenn | 155008 | 75.00 | Water Rebate-14015 |
| 5/11/2018 | Colorado Analytical Lab | 155011 | 42.40 | Cyanide Weak & Pot. Diss. Metals |
| 5/11/2018 | Colorado Analytical Lab | 155011 | 42.40 | Cyanide Weak & Pot. Diss. Metals |
| 5/11/2018 | Core & Main LP | 155016 | 1,068.84 | #I538772 - Fire Hydrant Repair Parts |
| 5/11/2018 | Core & Main LP | 155016 | 619.17 | Invoice #1805529 - Vita-D-Chlor Tablets |
| 5/11/2018 | Core & Main LP | 155016 | 337.04 | Invoice #1526312 - Fire Hydrant Repair Parts |
| 5/11/2018 | Corrpro Companies Inc | 155017 | 2,420.00 | Annual Cathodic Protection 1 High Zone Tank & 3 Low Zone Tanks. |
| 5/11/2018 | Corrpro Companies Inc | 155017 | 250.00 | Fuses Replaced. |
| 5/11/2018 | Dunbar Armored Inc | 155025 | 308.01 | Courier Services |
| 5/11/2018 | Evoqua Water Technologies LLC | 155029 | 15,483.39 | 4/27/18 Bioxide+71 3770 gal @ \$4.1070 per gal. |
| 5/11/2018 | Fischer Brown & Gunn PC | 155033 | 332.66 | 17CW3177-Coors Brewing Company. Svcs through 03/31/18 |
| 5/11/2018 | Fischer Brown & Gunn PC | 155033 | 1,239.30 | General - Svcs through 03/31/18 |
| 5/11/2018 | Fischer Brown & Gunn PC | 155033 | 1,674.70 | 17CW3070 - City of Golden- 03/31/18 |
| 5/11/2018 | Fischer Brown & Gunn PC | 155033 | 1,224.00 | Standley Lake Diligence 2018. Svcs through 03/31/18 |
| 5/11/2018 | GEBAUER GRANT | 155037 | 15.00 | Refund Check |
| 5/11/2018 | General Air Service & Supply Co | 155038 | 131.22 | Cylinder Rentals; Helium,Nitrogen etc |
| 5/11/2018 | Heaton Corporation | 155048 | 445.25 | May janitorial services for M&O |
| 5/11/2018 | Heaton Corporation | 155048 | 536.50 | May janitorial services for WTF |
| 5/11/2018 | Heaton Corporation | 155048 | 101.25 | May janitorial services for WWTF |
| 5/11/2018 | Lewis & Ellis Inc | 155057 | 1,715.63 | GASB 45 Valuation |
| 5/11/2018 | MARSHALL ESTATE MARGARET | 155058 | 59.18 | Refund Check |
| 5/11/2018 | Networkfleet Inc | 155072 | 37.90 | Apr GPS fees for utilities trucks |
| 5/11/2018 | Onset Computer Corp | 155076 | 104.00 | Replacement battery for HOBO Water Temp Pro. |
| 5/11/2018 | Output Services Inc | 155077 | 934.69 | UB Printing 2018 |
| 5/11/2018 | Output Services Inc | 155078 | 3,900.00 | UB Mailing 2018 |
| 5/11/2018 | PROCLEAN AUTO WASH | 155082 | 3.03 | Refund Check |
| 5/11/2018 | PROCLEAN AUTO WASH | 155082 | 12.42 | Refund Check |
| 5/11/2018 | PROCLEAN AUTO WASH | 155083 | 34.35 | Refund Check |
| 5/11/2018 | PROCLEAN AUTO WASH | 155083 | 201.32 | Refund Check |
| 5/11/2018 | Providence Infrastructure Consultants Inc | 155084 | 3,556.13 | For Services Rendered Through 04/18/2018 |
| 5/11/2018 | Providence Infrastructure Consultants Inc | 155084 | 8,798.19 | For Services Rendered Through 04/18/2018 |
| 5/11/2018 | Raatz William Adam | 155085 | 384.00 | Invoice Period from 04/01/2018 to 04/30/2018 |
| 5/11/2018 | RCSolar-Arvada LLC | 155087 | 4,993.21 | Community Solar |
| 5/11/2018 | RCSolar-Arvada LLC | 155087 | 1,246.79 | Community Solar |
| 5/11/2018 | Rocky Mountain Wildlife Services Inc | 155088 | 1,928.40 | Prairie Dog Burrows Fumigated at WWTP |
| 5/11/2018 | RSM US LLP | 155089 | 6,000.00 | Audit Services |
| 5/11/2018 | UNCC | 155105 | 1,184.65 | Invoice #218040638 - RTL Transmissions Thru 4-30-18 |
| 5/11/2018 | Williams Equipment | 155111 | 140.00 | Invoice #20927 - Hose Fittings |
| 5/11/2018 | Xcel Energy | 155112 | 96.77 | Electric Usage |
| 5/11/2018 | Xcel Energy | 155112 | 1,137.04 | Gas Usage |
| 5/18/2018 | Colorado Occupational Medicine Physicians | 155124 | 195.00 | Drug Screen |
| 5/18/2018 | CUES Inc | 155127 | 140.29 | Invoice #506510 - Parts for TV Van |
| 5/18/2018 | Dell Marketing LP | 155129 | 4,362.68 | Dell Optiplex 7050 |
| 5/18/2018 | Dell Marketing LP | 155129 | 1,113.65 | Dell monitor with stand P2217H |
| 5/18/2018 | Dell Marketing LP | 155129 | 411.06 | Dell monitor without stand P2217H |

May 2018
Cash Disbursements

| <u>Date</u> | <u>Vendor</u> | <u>Check Number</u> | <u>Amount</u> | <u>Description</u> |
|-------------|--|---------------------|---------------|---|
| 5/18/2018 | Dell Marketing LP | 155129 | 1,467.06 | Dell Precision Tower 5810 |
| 5/18/2018 | Dell Marketing LP | 155129 | 277.77 | Dell 24 monitor |
| 5/18/2018 | FM Tool Store LLC | 155135 | 720.40 | Invoice #1029 - Marking Paint & Marking Wand With Flag Holder |
| 5/18/2018 | GoGovApps Inc | 155137 | 416.75 | 5 month license for GoRequest Graffiti Tracking Software |
| 5/18/2018 | HTA NORTHGLENN HOSPITAL LLC #152375 | 155139 | 182.00 | Refund Check |
| 5/18/2018 | HTA NORTHGLENN HOSPITAL LLC #152375 | 155139 | 4,386.53 | Refund Check |
| 5/18/2018 | National Meter & Automation In | 155144 | 5,054.88 | Residential Water Meter/Reader Replacement Purchase |
| 5/18/2018 | Output Services Inc | 155148 | 935.11 | UB Printing 2018 |
| 5/18/2018 | Vonage Business Inc | 155154 | 1,378.75 | May telephone & voicemail svcs - CHall & WWTP |
| 5/18/2018 | Vonage Business Inc | 155154 | 414.21 | May telephone & voicemail svcs - M&O |
| 5/18/2018 | Vonage Business Inc | 155154 | 227.92 | May telephone & voicemail svcs - NRC |
| 5/18/2018 | Vonage Business Inc | 155154 | 119.35 | May telephone & voicemail svcs - WTP |
| 5/18/2018 | Xerox Corporation | 155156 | 19.99 | Monthly Leases |
| 5/18/2018 | Xerox Corporation | 155156 | 322.81 | Monthly Leases |
| 5/18/2018 | Xerox Corporation | 155156 | 118.24 | Monthly Leases |
| 5/18/2018 | Xerox Corporation | 155156 | 45.23 | Monthly Leases |
| 5/18/2018 | Xerox Corporation | 155156 | 74.06 | Monthly Leases |
| 5/18/2018 | Xerox Corporation | 155156 | 4.37 | Monthly Leases |
| 5/18/2018 | Xerox Corporation | 155156 | 7.36 | Monthly Leases |
| 5/18/2018 | Xerox Corporation | 155156 | 93.16 | Monthly Leases |
| 5/18/2018 | Xerox Corporation | 155156 | 0.97 | Monthly Leases |
| 5/18/2018 | Xerox Corporation | 155156 | 7.59 | Monthly Leases |
| 5/25/2018 | Allmax Software Inc | 155161 | 1,990.00 | Ops 10 Wastewater Annual Subscription Renewal 6 seats. |
| 5/25/2018 | Browns Hill Engineering & Controls Inc | 155165 | 1,770.60 | iFix Upgrades. |
| 5/25/2018 | Chemtrade Chemicals Corporation | 155169 | 4,089.58 | 4/25/18 Aluminum Sulfate 24 tons @ \$349 per ton. |
| 5/25/2018 | COLLINS JAMES | 155173 | 121.60 | Refund Check |
| 5/25/2018 | Colorado Analytical Lab | 155174 | 42.40 | Cyanide Weak & Potentially Diss. Metals |
| 5/25/2018 | Colorado Analytical Lab | 155174 | 42.40 | Cyanide Weak & Potentially Diss. Metals |
| 5/25/2018 | Conserve-A-Watt Lighting Inc | 155179 | 8.60 | Light Bulbs. 20 Ordered 10 picked up, 10 shipped |
| 5/25/2018 | Core & Main LP | 155181 | 515.71 | #1855780 - Meter Pit Riser Parts |
| 5/25/2018 | Core & Main LP | 155181 | 220.13 | #1881241 - Meter Pit Parts |
| 5/25/2018 | Delta Dental Plan of Colo | 155185 | 1,797.12 | Ee Dental Insurance |
| 5/25/2018 | Delta Dental Plan of Colo | 155185 | 898.56 | Ee Dental Insurance |
| 5/25/2018 | Denver Zoological Foundation | 155186 | 450.00 | 5th Grade Water Festival Program |
| 5/25/2018 | Farmers Reservoir & Irrigation | 155191 | 6,781.14 | 2018 Standley Lake Operating Committee IGA for April Billing |
| 5/25/2018 | GEI Consultants Inc | 155192 | 2,581.00 | 1st Quarter WET Testing. |
| 5/25/2018 | Giggling Geeks LLC | 155194 | 625.00 | 5th Grade Water Festival Supplies |
| 5/25/2018 | Hach Company | 155198 | 2,768.08 | BD TU53000sc |
| 5/25/2018 | John Deere Company | 155202 | 2,026.03 | Snowplow 7 foot Blade. |
| 5/25/2018 | John Deere Company | 155202 | 670.00 | 1 Pair of Tire Chains. |
| 5/25/2018 | Kaiser Permanente | 155203 | 33,940.10 | Ee health insurance |
| 5/25/2018 | Kaiser Permanente | 155203 | 298.57 | Retiree health insurance |
| 5/25/2018 | Kaiser Permanente | 155203 | 16,970.05 | Ee health insurance |
| 5/25/2018 | Mountain View Water Users | 155210 | 40.00 | 3000 gallons of water used. |
| 5/25/2018 | National Meter & Automation In | 155212 | 41,874.00 | Residential Water Meter/Reader Replacement Purchase |
| 5/25/2018 | Raatz William Adam | 155226 | 1,646.00 | 13 billable hours UV Upgrades Engineering Consultation. |
| 5/25/2018 | ROBINSON KENNETH | 155227 | 40.99 | Refund Check |
| 5/25/2018 | Safety Equipment Co | 155228 | 70.00 | H2S Meter Recalibration. |
| 5/25/2018 | Suez WTS Analytical Instruments Inc | 155234 | 331.15 | TOC Annual Maintenance. |
| 5/25/2018 | TZA Water Engineers Inc | 155240 | 4,917.32 | Services from 03/26/18 to 04/28/2018 |
| 5/25/2018 | Westec Construction Management Company | 155243 | 2,000.00 | Construction Water Meter Deposit Refund |
| 5/25/2018 | Westec Construction Management Company | 155243 | 2,000.00 | Construction Water Meter Deposit Refund |
| 5/25/2018 | Whitesides Boots & Clothing | 155244 | 119.99 | #300340 - Safety Boots for Public Works |
| 5/25/2018 | Whitesides Boots & Clothing | 155244 | 139.99 | #300341 - Safety Boots for Public Works |
| 5/25/2018 | Xcel Energy | 155248 | 10,526.03 | Electric/Gas Usage |
| 5/25/2018 | Xcel Energy | 155248 | 67.94 | Electric/Gas Usage |
| 5/25/2018 | Xcel Energy | 155248 | 4,586.21 | Electric/Gas Usage |

Stormwater Fund

| | | | | |
|-----------|---------------------------|--------|-----------|--|
| 5/11/2018 | Hallmark Inc | 155043 | 30,357.25 | Alternate B - Winburn Park - Work completed less 5% retainage |
| 5/11/2018 | Hallmark Inc | 155043 | 11,376.25 | Alternate A-Drainage Ditch at E. 112th Work less 5% retainage. |
| 5/18/2018 | Xerox Corporation | 155156 | 25.59 | Monthly Leases |
| 5/25/2018 | Delta Dental Plan of Colo | 155185 | 146.70 | Ee Dental Insurance |
| 5/25/2018 | Kaiser Permanente | 155203 | 446.47 | Ee health insurance |

May 2018
Cash Disbursements

| <u>Date</u> | <u>Vendor</u> | <u>Check Number</u> | <u>Amount</u> | <u>Description</u> |
|-------------------------------|---|---------------------|-------------------------------|---|
| <u>Sanitation Fund</u> | | | | |
| 5/4/2018 | Family Support Registry | 154973 | 172.30 | Employee withholding |
| 5/11/2018 | 5 Star Industries LLC | 154983 | 3,145.00 | 2-yd roll-offs |
| 5/11/2018 | 5 Star Industries LLC | 154983 | 350.00 | 2 YD roll-offs correction for pricing error on inv 7123 |
| 5/11/2018 | BFI Waste Systems of North America | 154994 | 7,589.87 | Apr 15-30 landfill fee for residential trash disposal |
| 5/11/2018 | Buckeye Welding Supply Inc | 155000 | 236.65 | #03044320 - Welding Supplies |
| 5/11/2018 | Front Range Landfill | 155036 | 886.82 | Backup landfill fee for April 16-30 |
| 5/11/2018 | Networkfleet Inc | 155072 | 132.65 | Apr GPS fees for trash trucks |
| 5/18/2018 | Colorado Occupational Medicine Physicians | 155124 | 55.00 | Drug Screen |
| 5/18/2018 | Xerox Corporation | 155156 | 5.14 | Monthly Leases |
| 5/25/2018 | BFI Waste Systems of North America | 155163 | 9,519.94 | May 1-15 landfill fee for residential trash disposal |
| 5/25/2018 | CIRSA | 155171 | 393.76 | Trailer deletion and additions |
| 5/25/2018 | Delta Dental Plan of Colo | 155185 | 610.61 | Ee Dental Insurance |
| 5/25/2018 | Kaiser Permanente | 155203 | 11,494.46 | Ee health insurance |
| 5/25/2018 | WM Recycle America LLC | 155246 | 3,012.48 | May \$20.65/ ton fee for residential recycling |
| 5/25/2018 | Xcel Energy | 155248 | 549.94 | Electric/Gas Usage |
| <u>Grand Total</u> | | | <u>\$ 1,632,703.89</u> | |

CITY OF NORTHGLENN
MAYOR / CITY COUNCIL
2018 OPERATING EXPENDITURES

| DATE | TYPE | VENDOR | TOTAL | COUNCILPERSON | | | | | | | | | | Comment |
|-------------------------------------|-------|--------------------------------------|-------------------|-------------------|-------|-----------------|-----------------|-----------------|-----------------|---------|---------|-----------------|-----------------|---|
| | | | | Mayor | Dodge | Sauers | Leighty | Downing | Brown B | Whitman | Mullica | Esquibel | Willford | |
| General Fund 10 | | | | | | | | | | | | | | |
| 61100 Professional Services | | | | | | | | | | | | | | |
| 02/08/18 | Check | Hoffmann, Parker, Wilson, & Carberry | 22,602.10 | 22,602.10 | | | | | | | | | | City Attorney Fee for January 2018 |
| 02/08/18 | Check | Hoffmann, Parker, Wilson, & Carberry | 3,000.00 | 3,000.00 | | | | | | | | | | Prosecuting Attorney for January 2018 |
| 02/28/18 | Check | Murray Dahl Kuchenmeister & Renaud | 3,300.00 | 3,300.00 | | | | | | | | | | Lobbying Services |
| 03/06/18 | Check | i3 Integration | 7,000.00 | 7,000.00 | | | | | | | | | | Facilitators for 2018 City Council retreat |
| 03/07/18 | Check | Hoffmann, Parker, Wilson, & Carberry | 14,314.96 | 14,314.96 | | | | | | | | | | City Attorney Fee for February 2018 |
| 03/07/18 | Check | Hoffmann, Parker, Wilson, & Carberry | 3,000.00 | 3,000.00 | | | | | | | | | | Prosecuting Attorney for February 2018 |
| 03/13/18 | Check | Murray Dahl Kuchenmeister & Renaud | 3,300.00 | 3,300.00 | | | | | | | | | | Lobbying Services |
| 04/09/18 | Check | Hoffmann, Parker, Wilson, & Carberry | 13,651.51 | 13,651.51 | | | | | | | | | | City Attorney Fee for March 2018 |
| 04/09/18 | Check | Hoffmann, Parker, Wilson, & Carberry | 3,000.00 | 3,000.00 | | | | | | | | | | Prosecuting Attorney for March 2018 |
| 04/10/18 | Check | Murray Dahl Kuchenmeister & Renaud | 3,300.00 | 3,300.00 | | | | | | | | | | Lobbying Services |
| 05/07/18 | Check | Hoffmann, Parker, Wilson, & Carberry | 12,209.14 | 12,209.14 | | | | | | | | | | City Attorney Fee for April 2018 |
| 05/07/18 | Check | Hoffmann, Parker, Wilson, & Carberry | 3,000.00 | 3,000.00 | | | | | | | | | | Prosecuting Attorney for April 2018 |
| 05/08/18 | Check | Murray Dahl Kuchenmeister & Renaud | 3,300.00 | 3,300.00 | | | | | | | | | | Lobbying Services |
| Total Professional Services | | | | | | | | | | | | | | |
| | | Actual | 94,977.71 | 94,977.71 | - | - | - | - | - | - | - | - | - | - |
| | | Budget | 280,000.00 | 280,000.00 | - | - | - | - | - | - | - | - | - | - |
| | | Variance | 185,022.29 | 185,022.29 | - | - | - | - | - | - | - | - | - | - |
| 61500 Communication Services | | | | | | | | | | | | | | |
| 01/04/18 | Check | Scudder Press | 344.51 | 344.51 | | | | | | | | | | Legislative Policy Guides |
| 01/31/18 | Pcard | Uspis | 49.00 | 49.00 | | | | | | | | | | Postage stamps |
| 02/01/18 | Check | Scudder Press | 624.97 | | | | | | | | | 312.48 | 312.49 | Ward 4 Community meeting postcards |
| 03/31/18 | Pcard | Scudder Press | 542.87 | | | 271.44 | 271.43 | | | | | | | Ward 1 Community meeting postcards |
| 04/30/18 | Pcard | Scudder Press | 668.33 | | | | | 334.17 | 334.16 | | | | | Ward 2 Community meeting postcards |
| Total Communication Services | | | | | | | | | | | | | | |
| | | Actual | 2,229.68 | 393.51 | - | 271.44 | 271.43 | 334.17 | 334.16 | - | - | 312.48 | 312.49 | |
| | | Budget | 20,100.00 | 20,100.00 | - | - | - | - | - | - | - | - | - | - |
| | | Variance | 17,870.32 | 19,706.49 | - | (271.44) | (271.43) | (334.17) | (334.16) | - | - | (312.48) | (312.49) | |
| 61600 Training/Registration | | | | | | | | | | | | | | |
| 01/31/18 | Pcard | Frontier Airlines | 941.20 | | | | | | | | | | | NLC Spring Conference - airfare |
| 01/31/18 | Pcard | Colorado Municipal League | 110.00 | | | | | 110.00 | | | | | | CML 2018 Legislative Workshop registration |
| 01/31/18 | Pcard | National League of Cities | 970.00 | | | | | | | | | | 970.00 | NLC Spring Conference - registration |
| 01/31/18 | Pcard | Hotels.com | 1,342.28 | | | | | | | | | | 671.14 | NLC Spring Conference - lodging |
| 01/31/18 | Pcard | National League of Cities | 1,160.00 | | | | | | | | | | 1,160.00 | NLC Spring Conference - registration |
| 01/31/18 | Pcard | Colorado Municipal League | 110.00 | | | 110.00 | | | | | | | | CML 2018 Legislative Workshop registration |
| 01/31/18 | Pcard | Metro North Chamber of Commerce | 35.00 | | | 35.00 | | | | | | | | MNCC Economic Forecast breakfast |
| 01/31/18 | Pcard | Colorado Municipal League | 110.00 | | | | | | | | | | 110.00 | CML 2018 Legislative Workshop registration |
| 02/15/18 | Check | Julie Duran Mullica | 250.00 | | | | | | | | | | 250.00 | NLC Spring Conference |
| 02/15/18 | Check | Jenny Willford | 250.00 | | | | | | | | | | 250.00 | NLC Spring Conference |
| 02/28/18 | Pcard | Colorado Municipal League | 85.00 | | | | | | | | | | 85.00 | Effective Governance for Municipal Officials registration |
| 02/28/18 | Pcard | Metro North Chamber of Commerce | 35.00 | | | | | 35.00 | | | | | | MNCC Economic Forecast breakfast meeting |
| 02/28/18 | Pcard | Marriott Vail Mountain | 199.84 | | | | | | 199.84 | | | | | CML Conference - lodging deposit |
| 02/28/18 | Pcard | Marriott Vail Mountain | 199.84 | | | | | | | | | | 199.84 | CML Conference - lodging deposit |
| 02/28/18 | Pcard | Marriott Vail Mountain | 199.84 | | | | | | | | | | 199.84 | CML Conference - lodging deposit |
| 02/28/18 | Pcard | Marriott Vail Mountain | 199.84 | | | | | | | | | | 199.84 | CML Conference - lodging deposit |
| 02/28/18 | Pcard | Marriott Vail Mountain | 199.84 | | | | | | | | | | 199.84 | CML Conference - lodging deposit |
| 02/28/18 | Pcard | Marriott Vail Mountain | 199.84 | | | | | | | | | | 199.84 | CML Conference - lodging deposit |
| 02/28/18 | Pcard | Marriott Vail Mountain | 199.84 | | | | | | | | | | 199.84 | CML Conference - lodging deposit |
| 02/28/18 | Pcard | Colorado Municipal League | 299.00 | | | | | | | | | | 299.00 | CML Conference Registration |
| 02/28/18 | Pcard | Colorado Municipal League | 466.00 | | | | | | | | | | 466.00 | CML Conference Registration |
| 02/28/18 | Pcard | Colorado Municipal League | 466.00 | | | | | | 466.00 | | | | | CML Conference Registration |
| 02/28/18 | Pcard | Colorado Municipal League | 269.00 | | | | | | | 269.00 | | | | CML Conference Registration |
| 02/28/18 | Pcard | Colorado Municipal League | 427.00 | | | | | | | | | | 427.00 | CML Conference Registration |
| 03/31/18 | Pcard | People for the American | 300.00 | | | | | | | | | | | Young Elected Officials Conference |
| 03/31/18 | Pcard | Colorado Municipal League | 285.00 | | | | | | | | | | 285.00 | CML Conference Registration |
| 03/31/18 | Pcard | Sq* Taxi | 40.00 | | | 40.00 | | | | | | | | NLC Conference - Washington DC |
| 03/31/18 | Pcard | Sq* Taxi | 39.15 | | | 39.15 | | | | | | | | NLC Conference - Washington DC |
| 03/31/18 | Pcard | Sq* Taxi | 26.00 | | | 26.00 | | | | | | | | NLC Conference - Washington DC |
| 03/31/18 | Pcard | Marriott Wardman Parking | 1,057.87 | | | 1,057.87 | | | | | | | | NLC Conference - Washington DC |

CITY OF NORTHGLENN
MAYOR / CITY COUNCIL
2018 OPERATING EXPENDITURES

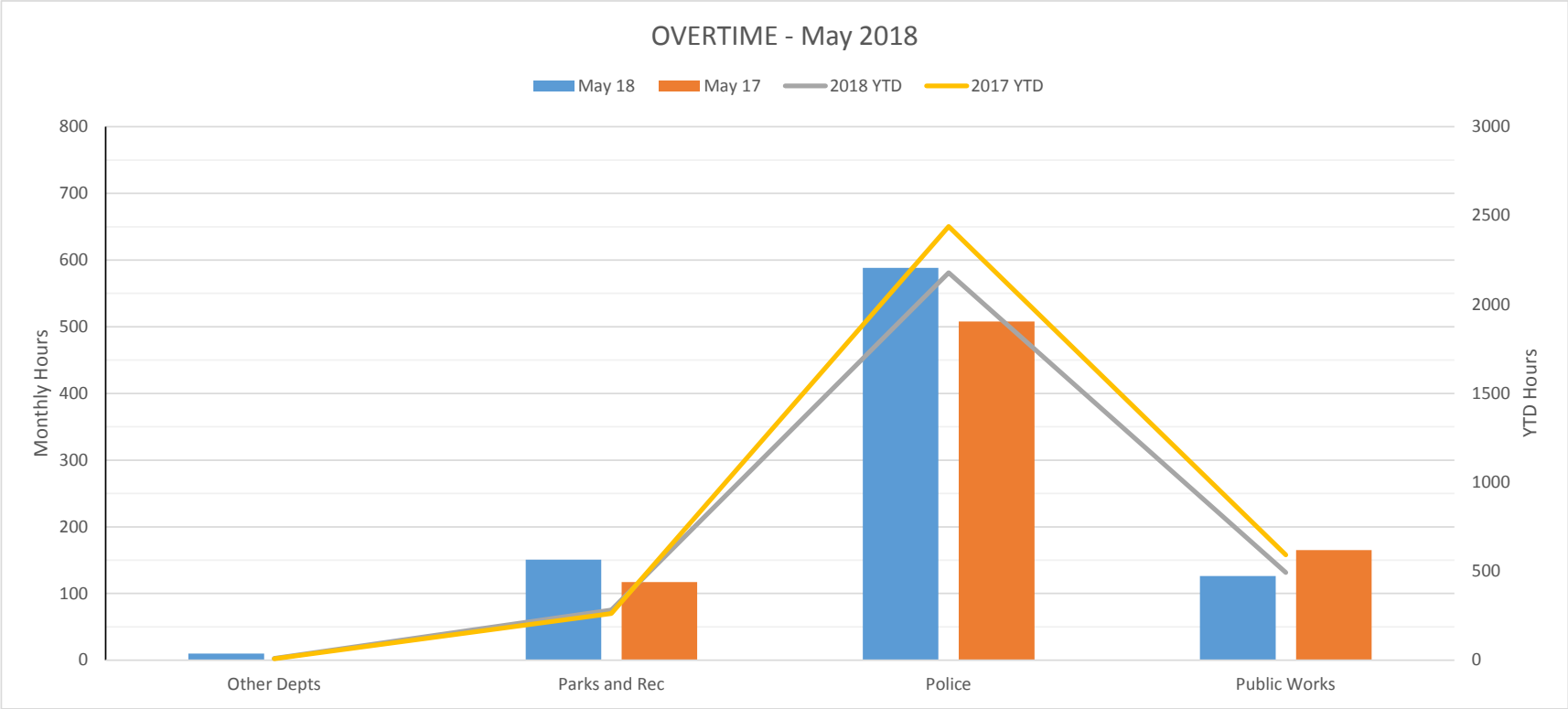
| DATE | TYPE | VENDOR | TOTAL | COUNCILPERSON | | | | | | | | | | Comment | | |
|------------------------------------|-------|----------------------------------|------------------|---------------|-----------------|-----------------|-----------------|-----------------|-----------------|-----------------|-----------------|-----------------|-----------------|---------|--|--|
| | | | | Council Wide | Mayor Dodge | Sauers | Leighty | Downing | Brown B | Whitman | Mullica | Esquibel | Willford | | | |
| 04/10/18 | Check | Reimburse Dodge expenses | (1,163.02) | | (1,163.02) | | | | | | | | | | | NLC Reimbursement for Mayor Dodge from CML |
| 04/30/18 | Pcard | Colorado Municipal League | 789.00 | | | 372.00 | 417.00 | | | | | | | | | CML Conference Registration |
| 04/30/18 | Pcard | PayPal | 150.00 | | | 150.00 | | | | | | | | | | 2018 LaRaza Gala/Dinner registration |
| 05/21/18 | Check | Julie Duran Mullica | (250.00) | | | | | | | | (250.00) | | | | | NLC per diem never used |
| 05/31/18 | Pcard | US Conference of Mayors | 875.00 | | 875.00 | | | | | | | | | | | US Conference of Mayors conference |
| 05/31/18 | Pcard | National League of Cities | 1,005.00 | | | 545.00 | 460.00 | | | | | | | | | NLC Conference - Los Angeles |
| 05/31/18 | Pcard | National League of Cities | 800.00 | | | | | 800.00 | | | | | | | | NLC Conference - Los Angeles |
| 05/31/18 | Pcard | Dpac Garage | 10.00 | | 10.00 | | | | | | | | | | | Prayer Day breakfast parking |
| Total Training/Registration | | | | | | | | | | | | | | | | |
| | | Actual | 12,888.20 | - | 1,030.00 | 1,566.84 | 1,076.84 | 1,610.84 | 665.84 | 468.84 | 2,995.58 | 626.84 | 2,846.58 | | | |
| | | Budget | 40,500.00 | - | 4,500.00 | 4,500.00 | 4,500.00 | 4,500.00 | 4,500.00 | 4,500.00 | 4,500.00 | 4,500.00 | 4,500.00 | | | |
| | | Variance | 27,611.80 | - | 3,470.00 | 2,933.16 | 3,423.16 | 2,889.16 | 3,834.16 | 4,031.16 | 1,504.42 | 3,873.16 | 1,653.42 | | | |
| 62100 Office Supplies | | | | | | | | | | | | | | | | |
| 01/31/18 | Pcard | OfficeMax | 39.34 | 39.34 | | | | | | | | | | | | Supplies for 2018 City Council Retreat |
| Total Office Supplies | | | | | | | | | | | | | | | | |
| | | Actual | 39.34 | 39.34 | - | - | - | - | - | - | - | - | - | | | |
| | | Budget | 200.00 | - | - | - | - | - | - | - | - | - | - | | | |
| | | Variance | 160.66 | 160.66 | - | - | - | - | - | - | - | - | - | | | |
| 62300 Operating Supplies | | | | | | | | | | | | | | | | |
| 01/04/18 | Check | Absolute Graphics | 157.83 | | | | | | | | 157.83 | | | | | New logo apparel |
| 01/31/18 | Pcard | Ds Services | 35.90 | 35.90 | | | | | | | | | | | | Water for general meeting use |
| 01/31/18 | Pcard | Facility Operations | 120.00 | | | | | | | | | 60.00 | 60.00 | | | Ward 4 Community meeting |
| 01/31/18 | Pcard | Heartotheartsympathygive | 59.99 | 59.99 | | | | | | | | | | | | Chime to the Downing family |
| 01/31/18 | Pcard | Wal-Mart | 16.67 | 16.67 | | | | | | | | | | | | City Council snacks meeting on 1/22/18 |
| 01/31/18 | Pcard | Bravos Italian Restaurant | 471.65 | 471.65 | | | | | | | | | | | | 2018 City Council Retreat - lunch |
| 01/31/18 | Pcard | Office Depot | 39.34 | 39.34 | | | | | | | | | | | | 2018 City Council Retreat supplies |
| 01/31/18 | Pcard | Office Depot | 63.16 | 63.16 | | | | | | | | | | | | 2018 City Council Retreat supplies |
| 02/08/18 | Check | CPAAAN | 250.00 | 50.00 | | 50.00 | 50.00 | | | | 50.00 | | | | | Annual award banquet for Police Department |
| 02/15/18 | Check | MiDo Printing | 79.72 | | | 39.86 | 39.86 | | | | | | | | | New business cards |
| 02/16/18 | Check | Absolute Graphics | 32.82 | | | | 32.82 | | | | | | | | | New logo apparel |
| 02/19/18 | Check | Absolute Graphics | 82.34 | 82.34 | | | | | | | | | | | | New logo apparel |
| 02/28/18 | Pcard | Santiago's Mexican Restaurant | 45.00 | 45.00 | | | | | | | | | | | | 2018 City Council Retreat - breakfast |
| 02/28/18 | Pcard | Safeway | 125.55 | 125.55 | | | | | | | | | | | | 2018 City Council Retreat - supplies |
| 02/28/18 | Pcard | Safeway | 81.44 | 81.44 | | | | | | | | | | | | 2018 City Council Retreat - coffee |
| 02/28/18 | Pcard | Wal-Mart | 98.86 | 98.86 | | | | | | | | | | | | Meeting snacks |
| 02/28/18 | Pcard | Ds Services | 31.88 | 31.88 | | | | | | | | | | | | Water general meeting use |
| 02/28/18 | Pcard | Wal-Mart | 21.92 | 21.92 | | | | | | | | | | | | Meeting snacks |
| 02/28/18 | Pcard | Cinzettis.plaza Catering | 300.00 | 50.00 | 25.00 | 50.00 | | 50.00 | 25.00 | 25.00 | 50.00 | 50.00 | 25.00 | | | ADCOG Dinner meeting - Northglenn host city |
| 02/28/18 | Pcard | Jnn Northglenn | 327.46 | 327.46 | | | | | | | | | | | | 2018 City Council Retreat - Friday night team building |
| 03/01/18 | Check | Petty Cash-City Manager | 10.35 | 10.35 | | | | | | | | | | | | Fruit/snacks meeting on 1/8/18 |
| 03/01/18 | Check | Petty Cash-City Manager | 54.00 | | | | | 54.00 | | | | | | | | Parking charges - Historic Conference |
| 03/31/18 | Pcard | Artistic Flowers | 125.00 | 125.00 | | | | | | | | | | | | Flowers to the family of Walt Stonehocker |
| 03/31/18 | Pcard | Wal-Mart | 6.51 | 6.51 | | | | | | | | | | | | Fruit/snacks meeting on 3/5/18 |
| 03/31/18 | Pcard | Wal-Mart | 19.16 | 19.16 | | | | | | | | | | | | Study session snacks |
| 03/31/18 | Pcard | Creative Awards | 28.17 | | | | 28.17 | | | | | | | | | Name badges |
| 03/31/18 | Pcard | Ds Services | 33.97 | 33.97 | | | | | | | | | | | | Water general meeting use |
| 03/31/18 | Pcard | Walgreens | 38.34 | 38.34 | | | | | | | | | | | | Easter candy for CC, CM, CA, CC meeting on 3/26/18 |
| 03/31/18 | Pcard | Wal-Mart | 55.63 | 55.63 | | | | | | | | | | | | Easter candy for CC, CM, CA, CC meeting on 3/26/18 |
| 03/31/18 | Pcard | Artistic Flowers | 125.00 | 125.00 | | | | | | | | | | | | Get Well - Mayor Steve Hogan |
| 03/31/18 | Pcard | Atlanta Bread | 123.70 | 123.70 | | | | | | | | | | | | Coffee with the Mayor Saturday edition |
| 04/30/18 | Pcard | Adams Broomfield Bar Association | 40.00 | | | | | 20.00 | | | | 20.00 | | | | Law Day Breakfast event |
| 04/30/18 | Pcard | Eb Adams County Excel | 100.00 | | 100.00 | | | | | | | | | | | Adams Count Excellence Awards luncheon |
| 04/30/18 | Pcard | Wal-Mart | 27.23 | 27.23 | | | | | | | | | | | | Snacks/fruit city council meeting on 4/9/18 |
| 04/30/18 | Pcard | Ds Services | 40.00 | 40.00 | | | | | | | | | | | | Water for general meeting use |
| 04/30/18 | Pcard | OfficeMax | 10.36 | 10.36 | | | | | | | | | | | | Batteries for microphone/speaker |
| 04/30/18 | Pcard | Wal-Mart | 33.29 | 33.29 | | | | | | | | | | | | City Council meeting snacks |
| 04/30/18 | Pcard | Safeway | 20.43 | | | | | 10.21 | 10.22 | | | | | | | Ward 2 Community meeting snacks |
| 04/30/18 | Pcard | Colorado Municipal League | 97.00 | 97.00 | | | | | | | | | | | | Steve Austin Hero Award General Lunch at CML |
| 04/30/18 | Pcard | The Glenn Bar & Grill | 89.56 | | 44.78 | 44.78 | | | | | | | | | | Ward 1 Community meeting snacks |
| 05/31/18 | Pcard | Artistic Flowers | 125.00 | 125.00 | | | | | | | | | | | | Flowers to the family of Leslie Carrico |

CITY OF NORTHGLENN
MAYOR / CITY COUNCIL
2018 OPERATING EXPENDITURES

| DATE | TYPE | VENDOR | TOTAL | COUNCILPERSON | | | | | | | | | | Comment | | |
|---------------------------------------|-------|--|--------------------|--------------------|-----------------|-----------------|-----------------|-----------------|-----------------|-----------------|-----------------|-----------------|-----------------|-----------------|-----------------|---|
| | | | | Mayor | Dodge | Sauers | Leighty | Downing | Brown B | Whitman | Mullica | Esquibel | Willford | | | |
| 05/31/18 | Pcard | Costco | 298.47 | 298.47 | | | | | | | | | | | | Candy for Memorial Day Parade |
| 05/31/18 | Pcard | Ds Services | 67.89 | 67.89 | | | | | | | | | | | | Water for general meeting use |
| 05/31/18 | Pcard | Wal-Mart | 22.75 | 22.75 | | | | | | | | | | | | Meeting snacks |
| 05/31/18 | Pcard | PayPal | 100.00 | 100.00 | | | | | | | | | | | | Donation in lieu of flowers - Mayor Stephen Hogan |
| 05/31/18 | Pcard | Target | 50.72 | 50.72 | | | | | | | | | | | | Meeting snacks |
| Total Operating Supplies | | | | | | | | | | | | | | | | |
| | | Actual | 4,184.06 | 2,887.83 | 293.48 | 134.64 | 160.99 | 174.07 | 60.22 | 25.00 | 232.83 | 130.00 | 85.00 | | | |
| | | <i>Budget</i> | <i>12,000.00</i> | <i>-</i> | <i>1,333.33</i> | <i>1,333.33</i> | <i>1,333.33</i> | <i>1,333.33</i> | <i>1,333.33</i> | <i>1,333.33</i> | <i>1,333.33</i> | <i>1,333.33</i> | <i>1,333.33</i> | <i>1,333.33</i> | <i>1,333.36</i> | |
| | | <i>Variance</i> | <i>7,815.94</i> | <i>(2,887.83)</i> | <i>1,039.85</i> | <i>1,198.69</i> | <i>1,172.34</i> | <i>1,159.26</i> | <i>1,273.11</i> | <i>1,308.33</i> | <i>1,100.50</i> | <i>1,203.33</i> | <i>1,248.36</i> | | | |
| 68100 Dues/Fees | | | | | | | | | | | | | | | | |
| 01/04/18 | Check | Adams County Education Consortium | 850.00 | 850.00 | | | | | | | | | | | | Annual membership dues |
| 01/04/18 | Check | Colorado Municipal League | 20,659.00 | 20,659.00 | | | | | | | | | | | | Annual membership dues |
| 01/11/18 | Check | Civic Results | 3,112.40 | 3,112.40 | | | | | | | | | | | | Annual membership dues |
| 01/18/18 | Check | Denver Regional Council of Governments | 3,600.00 | 3,600.00 | | | | | | | | | | | | Annual membership dues |
| 02/14/18 | Check | City of Westminster | 1,200.00 | 1,200.00 | | | | | | | | | | | | NATA Dues |
| 02/15/18 | Check | Regional Air Quality Council | 2,000.00 | 2,000.00 | | | | | | | | | | | | Annual membership dues |
| 02/22/18 | Check | Adams County Economic Development | 11,357.00 | 11,357.00 | | | | | | | | | | | | Annual membership dues |
| 03/02/18 | Check | Dues Rebate Co Municipal League | (826.36) | (826.36) | | | | | | | | | | | | Annual rebate from CML |
| 04/03/18 | Check | Adams County Finance Dept. | 8,150.00 | 8,150.00 | | | | | | | | | | | | Annual A-lift membership dues |
| 04/03/18 | Check | Adams County Finance Dept. | 4,584.38 | 4,584.38 | | | | | | | | | | | | Annual A-lift membership dues |
| 05/31/18 | Pcard | US Conference of Mayors | 3,489.00 | 3,489.00 | | | | | | | | | | | | Annual membership dues |
| Total Dues/Fees | | | | | | | | | | | | | | | | |
| | | Actual | 58,175.42 | 58,175.42 | - | - | - | - | - | - | - | - | - | - | - | |
| | | <i>Budget</i> | <i>62,000.00</i> | <i>62,000.00</i> | <i>-</i> | <i>-</i> | <i>-</i> | <i>-</i> | <i>-</i> | <i>-</i> | <i>-</i> | <i>-</i> | <i>-</i> | <i>-</i> | <i>-</i> | |
| | | <i>Variance</i> | <i>3,824.58</i> | <i>3,824.58</i> | <i>-</i> | <i>-</i> | <i>-</i> | <i>-</i> | <i>-</i> | <i>-</i> | <i>-</i> | <i>-</i> | <i>-</i> | <i>-</i> | <i>-</i> | |
| 68200 Grants/Donations | | | | | | | | | | | | | | | | |
| 01/31/18 | Pcard | Ralston House Annual Dinner | 1,250.00 | 1,250.00 | | | | | | | | | | | | Annual Ralston House Dinner |
| 02/28/18 | Pcard | Council OAF Sponsorship | 380.00 | 380.00 | | | | | | | | | | | | ACCESS House Gala |
| 03/01/18 | Check | Northglenn Historic Preservation | 5,000.00 | 5,000.00 | | | | | | | | | | | | Annual Contribution to Historic Preservation |
| 03/31/18 | Pcard | Adams County Education Consortium | 250.00 | 250.00 | | | | | | | | | | | | Backpacks to Briefcase |
| 03/31/18 | Pcard | Ralston House | 250.00 | 250.00 | | | | | | | | | | | | 2018 Pinwheel Garden |
| 04/03/18 | Check | The Senior Hub | 30.00 | 30.00 | | | | | | | | | | | | Volunteer Appreciation Senior Hub Flowers |
| 04/30/18 | Check | Northglenn Arts and Humanities | 77,810.00 | 77,810.00 | | | | | | | | | | | | Annual Per Capita Funding |
| 04/30/18 | Pcard | School District 12 Education | 1,250.00 | 1,250.00 | | | | | | | | | | | | Annual Gala |
| 04/30/18 | Pcard | Foodforhope | 524.80 | 524.80 | | | | | | | | | | | | Annual Gala |
| 04/30/18 | Pcard | Almost Home Inc. | 500.00 | 500.00 | | | | | | | | | | | | Annual Gala |
| Total Grant/Donations | | | | | | | | | | | | | | | | |
| | | Actual | 87,244.80 | 87,244.80 | - | - | - | - | - | - | - | - | - | - | - | |
| | | <i>Budget</i> | <i>75,000.00</i> | <i>75,000.00</i> | <i>-</i> | <i>-</i> | <i>-</i> | <i>-</i> | <i>-</i> | <i>-</i> | <i>-</i> | <i>-</i> | <i>-</i> | <i>-</i> | <i>-</i> | |
| | | <i>Variance</i> | <i>(12,244.80)</i> | <i>(12,244.80)</i> | <i>-</i> | <i>-</i> | <i>-</i> | <i>-</i> | <i>-</i> | <i>-</i> | <i>-</i> | <i>-</i> | <i>-</i> | <i>-</i> | <i>-</i> | |
| 68900 Contingency | | | | | | | | | | | | | | | | |
| Total Contingency | | | | | | | | | | | | | | | | |
| | | Actual | - | - | - | - | - | - | - | - | - | - | - | - | - | |
| | | <i>Budget</i> | <i>100,000.00</i> | <i>100,000.00</i> | <i>-</i> | <i>-</i> | <i>-</i> | <i>-</i> | <i>-</i> | <i>-</i> | <i>-</i> | <i>-</i> | <i>-</i> | <i>-</i> | <i>-</i> | |
| | | <i>Variance</i> | <i>100,000.00</i> | <i>100,000.00</i> | <i>-</i> | <i>-</i> | <i>-</i> | <i>-</i> | <i>-</i> | <i>-</i> | <i>-</i> | <i>-</i> | <i>-</i> | <i>-</i> | <i>-</i> | |
| General Fund 10 Totals | | | | | | | | | | | | | | | | |
| | | Actual | 259,739.21 | 243,718.61 | 1,323.48 | 1,972.92 | 1,509.26 | 2,119.08 | 1,060.22 | 493.84 | 3,228.41 | 1,069.32 | 3,244.07 | | | |
| | | <i>Budget</i> | <i>589,800.00</i> | <i>537,300.00</i> | <i>5,833.33</i> | <i>5,833.33</i> | <i>5,833.33</i> | <i>5,833.33</i> | <i>5,833.33</i> | <i>5,833.33</i> | <i>5,833.33</i> | <i>5,833.33</i> | <i>5,833.33</i> | <i>5,833.33</i> | <i>5,833.36</i> | |
| | | <i>Variance</i> | <i>330,060.79</i> | <i>293,581.39</i> | <i>4,509.85</i> | <i>3,860.41</i> | <i>4,324.07</i> | <i>3,714.25</i> | <i>4,773.11</i> | <i>5,339.49</i> | <i>2,604.92</i> | <i>4,764.01</i> | <i>2,589.29</i> | | | |
| Water & Wastewater Fund 50 | | | | | | | | | | | | | | | | |
| 61100 Professional Services | | | | | | | | | | | | | | | | |
| 03/07/18 | Check | Hoffmann, Parker, Wilson, & Carberry | 610.50 | 610.50 | | | | | | | | | | | | City Attorney Fee for February 2018 |
| 04/09/18 | Check | Hoffmann, Parker, Wilson, & Carberry | 786.25 | 786.25 | | | | | | | | | | | | City Attorney Fee for March 2018 |
| Total Professional Services | | | | | | | | | | | | | | | | |
| | | Actual | 1,396.75 | 1,396.75 | - | - | - | - | - | - | - | - | - | - | - | |
| | | <i>Budget</i> | <i>60,000.00</i> | <i>60,000.00</i> | <i>-</i> | <i>-</i> | <i>-</i> | <i>-</i> | <i>-</i> | <i>-</i> | <i>-</i> | <i>-</i> | <i>-</i> | <i>-</i> | <i>-</i> | |
| | | <i>Variance</i> | <i>58,603.25</i> | <i>58,603.25</i> | <i>-</i> | <i>-</i> | <i>-</i> | <i>-</i> | <i>-</i> | <i>-</i> | <i>-</i> | <i>-</i> | <i>-</i> | <i>-</i> | <i>-</i> | |

CITY OF NORTHGLENN
MAYOR / CITY COUNCIL
2018 OPERATING EXPENDITURES

| DATE | TYPE | VENDOR | TOTAL | Council Wide | COUNCILPERSON | | | | | | | | Comment | |
|--|------|--------|-----------|--------------|---------------|-------|--------|---------|---------|---------|---------|---------|---------|----------|
| | | | | | Mayor | Dodge | Sauers | Leighty | Downing | Brown B | Whitman | Mullica | | Esquibel |
| Water & Wastewater Fund 50 Totals | | | | | | | | | | | | | | |
| Actual | | | 1,396.75 | 1,396.75 | - | - | - | - | - | - | - | - | - | |
| Budget | | | 60,000.00 | 60,000.00 | - | - | - | - | - | - | - | - | - | |
| Variance | | | 58,603.25 | 58,603.25 | - | - | - | - | - | - | - | - | - | |



CITY OF NORTHGLENN
Capital Improvement Program

| Project Description | 2018 Adopted Budget | YTD May 2018 Actuals | | 2019 Estimate | 2020 Estimate | 2021 Estimate | 2022 Estimate | 5-Year Total | Funding Source |
|------------------------------------|---------------------------|----------------------|---------------------|------------------|-------------------|------------------|------------------|---------------------|-------------------|
| | | YTD Expenditures | Amount Remaining | | | | | | |
| CONSERVATION TRUST FUND | | | | | | | | | |
| Greenway Trail Replacement | \$ 350,000 | | \$ 350,000 | \$ 50,000 | \$ 200,000 | \$ 50,000 | \$ 50,000 | \$ 700,000 | CTF |
| Sensory Playground Repair | - | | - | - | 250,000 | | - | 250,000 | CTF |
| Kiwanis Splash Pad | 196,000 | 7,487 | 188,513 | - | | | | 196,000 | CTF |
| Kiwanis Splash Pad - Grant | - | 8,370 | (8,370) | - | | | | - | CTF |
| NW Open Space Facility Improvement | 1,000,000 | | 1,000,000 | - | - | - | - | 1,000,000 | CTF |
| Jaycee Ballfield Lights | | | - | - | 220,000 | | | 220,000 | CTF |
| Bocce Ball Court | - | | - | - | - | 20,000 | | 20,000 | CTF |
| Total | \$ 1,546,000 | \$ 15,857 | \$ 1,530,143 | \$ 50,000 | \$ 670,000 | \$ 70,000 | \$ 50,000 | \$ 2,386,000 | |

CITY OF NORTHGLENN
Capital Improvement Program

| Project Description | 2018 Adopted Budget | YTD May 2018 Actuals | | 2019 Estimate | 2020 Estimate | 2021 Estimate | 2022 Estimate | 5-Year Total | Funding Source |
|---------------------|---------------------------|----------------------|---------------------|-------------------|-------------------|-------------------|-------------------|-------------------|-------------------|
| | | YTD Expenditures | Amount Remaining | | | | | | |
| CDBG FUND | | | | | | | | | |
| Pedestrian Mobility | \$ - | | \$ - | \$ 200,000 | \$ 200,000 | \$ 200,000 | \$ 200,000 | \$ 800,000 | CDBG |
| Total | \$ - | \$ - | \$ - | \$ 200,000 | \$ 200,000 | \$ 200,000 | \$ 200,000 | \$ 800,000 | |

CITY OF NORTHGLENN
Capital Improvement Program

| Project Description | 2018 Adopted Budget | YTD May 2018 Actuals | | 2019 Estimate | 2020 Estimate | 2021 Estimate | 2022 Estimate | 5-Year Total | Funding Source |
|------------------------------------|---------------------------|----------------------|----------------------|----------------------|---------------------|---------------------|---------------------|----------------------|-------------------|
| | | YTD Expenditures | Amount Remaining | | | | | | |
| CAPITAL PROJECTS FUND | | | | | | | | | |
| Emergency Park Repairs | \$ 25,000 | | \$ 25,000 | \$ 25,000 | \$ 25,000 | \$ 25,000 | \$ 25,000 | \$ 125,000 | ADCOO |
| Irrigation Central Control | 25,000 | | 25,000 | - | - | - | - | 25,000 | ADCOO |
| NWOS Facilities Improvement | | 11,898 | (11,898) | - | - | - | - | - | ADCOO |
| NWOS Facilities Improvement | | 5,398 | (5,398) | | | | | - | GRANT |
| Parks Barn Replacement | 675,000 | 117,949 | 557,051 | - | - | - | - | 675,000 | 1/2% Sales Tax |
| Fox Run Open Space | - | 2,827 | (2,827) | - | - | - | - | - | GENERAL |
| Fox Run Open Space | - | - | - | | | | | - | GRANT |
| Theatre & Rec Center Marquee | - | 136,958 | (136,958) | | | | | - | ADCOO |
| Tennis Court Repair & Construction | - | | - | 170,000 | | | | 170,000 | ADCOO |
| Kiwanis Bath House Renovation | 400,000 | 12,479 | 387,521 | | | | | 400,000 | ADCOO |
| Kiwanis Bath House Renovation | - | 5,022 | | | | | | - | GRANT |
| Rotary Park Dugouts | | 15,362 | (15,362) | | | | | - | ADCOO |
| Village Greens Park I&II | - | 34,144 | (34,144) | | | | | - | ADCOO |
| Senior Fitness Equipment | | | - | 100,000 | - | | | 100,000 | ADCOO |
| E.B. Rains Renovation | | | - | - | - | 750,000 | | 750,000 | ADCOO |
| Residential Street Program | 899,925 | - | 899,925 | 750,000 | 750,000 | 750,000 | 750,000 | 3,899,925 | ADCOT |
| Traffic Signal Program | 192,990 | | 192,990 | 100,000 | 100,000 | 100,000 | 100,000 | 592,990 | ADCOT |
| Concrete Program | 100,000 | | 100,000 | 100,000 | 100,000 | 100,000 | 100,000 | 500,000 | ADCOT |
| Huron Street Rehabilitation | - | | - | 600,000 | 1,200,000 | - | | 1,800,000 | 4.000 MILLS |
| 120th Ave Widening Design | - | | - | 500,000 | | | | 500,000 | 1/2% Sales Tax |
| School Zone Safety Assessment | 158,725 | 5,050 | 153,675 | 100,000 | 50,000 | 100,000 | 50,000 | 458,725 | GENERAL |
| Civic Center Master Plan project | 4,875,000 | 31,861 | 4,843,139 | 8,000,000 | | | | 12,875,000 | 1/2% Sales Tax |
| Justice Center | 10,020,445 | 5,090,713 | 4,929,732 | 1,500,000 | 1,500,000 | 1,500,000 | 1,500,000 | 16,020,445 | 1/2% Sales Tax |
| 99th Ave Reconstruction | - | | - | | | | | - | GENERAL |
| Marketplace Ped Bridge Assessment | 400,000 | 464 | 399,537 | | | | | 400,000 | NURA |
| Ralston House Development | - | 265,148 | (265,148) | | | | | - | GENERAL |
| 112th North Metro Rail | 76,000 | 39,089 | 36,911 | | | | | 76,000 | GENERAL |
| 112th North Metro Rail | - | | - | | | | | - | GRANT |
| South Huron landscape | - | | - | | | | | - | 4.000 MILLS |
| City Hall Space Assessment | 40,000 | 21,292 | 18,708 | | | | | 40,000 | GENERAL |
| Justice Center West Park | 300,000 | 4,062 | 295,938 | | | | | 300,000 | GENERAL |
| Total | \$ 18,188,085 | \$ 5,799,717 | \$ 12,393,390 | \$ 11,945,000 | \$ 3,725,000 | \$ 3,325,000 | \$ 2,525,000 | \$ 39,708,085 | |

CITY OF NORTHGLENN
Capital Improvement Program

| Project Description | 2018 Adopted Budget | YTD May 2018 Actuals | | 2019 Estimate | 2020 Estimate | 2021 Estimate | 2022 Estimate | 5-Year Total | Funding Source |
|--|---------------------------|----------------------|---------------------|---------------------|----------------------|-------------------|-------------------|----------------------|-------------------|
| | | YTD Expenditures | Amount Remaining | | | | | | |
| WATER AND WASTEWATER FUND | | | | | | | | | |
| Water Line Replacement | \$ 279,444 | | \$ 279,444 | \$ 100,000 | \$ 100,000 | \$ 100,000 | \$ 100,000 | \$ 679,444 | WF |
| Standley Lake Pipeline | 175,000 | 137,500 | 37,500 | 150,000 | 150,000 | 150,000 | 150,000 | 775,000 | WF |
| Berthoud Pass Ditch Maintenance | 350,000 | | 350,000 | | | | | 350,000 | 1/2% Tax |
| Terminal Reservoir Phase II | 769,800 | | 769,800 | | | | | 769,800 | WF |
| Farmers Highline Flume Gate | - | 48,001 | (48,001) | | | | | - | WF |
| WTP Filter Media Replacement | 185,000 | 82,458 | 102,542 | 185,000 | | | | 370,000 | WF |
| Lab Information Management | 180,000 | | 180,000 | | | | | 180,000 | WF |
| WTP Clarifier Rehabilitation | 170,000 | 5,635 | 164,365 | 170,000 | | | | 340,000 | WF |
| WTP Waste Handling Improvements | 300,000 | 384 | 299,616 | 2,700,000 | | | | 3,000,000 | WF |
| Collection System Rehab | 265,979 | - | 265,979 | 250,000 | 250,000 | 250,000 | 250,000 | 1,265,979 | WWF |
| Bunker Hill Lift Station | 100,000 | | 100,000 | | | | | 100,000 | WWF |
| Lift Station B Assessment | 250,000 | | 250,000 | 250,000 | | | | 500,000 | WWF |
| WWTP Headworks & Clarifier | - | 472,545 | (472,545) | | | | | - | WWF |
| WWTP UV Upgrades | 550,000 | 9,510 | 540,490 | | | | | 550,000 | WWF |
| Lift Station A & Forcemain Replacement | - | | - | 3,500,000 | 25,000,000 | | | 28,500,000 | WWF |
| Lift Station Flow Meters | - | | - | | 500,000 | | | 500,000 | WWF |
| Total | \$ 3,575,223 | \$ 756,033 | \$ 2,819,190 | \$ 7,305,000 | \$ 26,000,000 | \$ 500,000 | \$ 500,000 | \$ 37,880,223 | |

CITY OF NORTHGLENN
Capital Improvement Program

| Project Description | 2018 Adopted Budget | YTD May 2018 Actuals | | 2019 Estimate | 2020 Estimate | 2021 Estimate | 2022 Estimate | 5-Year Total | Funding Source |
|-----------------------------------|---------------------------|----------------------|----------------------|----------------------|----------------------|---------------------|---------------------|----------------------|-------------------|
| | | YTD Expenditures | Amount Remaining | | | | | | |
| STORMWATER FUND | | | | | | | | | |
| Grange Hall Creek MDP & FHAD | \$ 30,000 | | \$ 30,000 | \$ - | \$ - | \$ - | \$ - | \$ 30,000 | SWF |
| Brantner Gulch MPD & FHAD | 100,000 | | 100,000 | | | | | 100,000 | SWF |
| Storm Drainage System Improvement | 100,000 | 45,664 | 54,337 | 100,000 | 100,000 | 100,000 | 100,000 | 500,000 | SWF |
| Total | \$ 230,000 | \$ 45,664 | \$ 184,337 | \$ 100,000 | \$ 100,000 | \$ 100,000 | \$ 100,000 | \$ 630,000 | |
| CITY-WIDE TOTAL | \$ 23,539,308 | \$ 6,617,270 | \$ 16,927,060 | \$ 19,600,000 | \$ 30,695,000 | \$ 4,195,000 | \$ 3,375,000 | \$ 81,404,308 | |

Executed Contracts (below \$50,000) for May 2018

| <u>Vendor</u> | <u>Contract Executed</u> | <u>Contract Dates</u> | | <u>Total</u> | <u>Purpose</u> |
|---|--------------------------|-----------------------|------------|---------------------|---|
| | <u>Date</u> | <u>Start</u> | <u>End</u> | <u>Amount</u> | |
| CGRS, Inc. | 5/1/2018 | | | \$ 9,852.00 | 2018-041 Pressure Reducing Valve Assessments |
| City of Black Hawk | 5/9/2018 | | | \$ 500.00 | Church Ditch Augmentation Station Lease Agreement |
| Fruition Growth, LLC | 5/9/2018 | | | | Master Services Agreement Statement of Work No. 1 - Paid Social Media & Google AdWords Campaigns *Contract Amount: Setup fee plus ongoing management service fee of the greater of \$500/month per platform or 15% of total monthly paid social ad spend per platform, per campaign |
| Fruition Growth, LLC | 5/9/2018 | | | | |
| Keesen Landscape Management, Inc. | 5/23/2018 | | | \$ 10,320.00 | 2018-052 I-25 Mowing Services |
| W2 Engineers, LLC | 5/23/2018 | | | \$ 6,000.00 | 2017-170A Addendum #1 - WWTP UV System Expansion |
| Colorado Medical Waste, Inc. | 5/24/2018 | | | | Biohazard Infectious Waste Management Plan/Service Agreement - PD |
| Vector Disease Control International, LLC | 5/25/2018 | | | \$ 16,433.00 | 2018-049 Mosquito Control Services |
| | | | | <u>\$ 43,105.00</u> | |