



October 2018

Monthly Financial Packet

City of Northglenn

Financial Packet

Packet Contents

<u>Description</u>	<u>Page #</u>
Executive Summary	1
Financial Statements	2
Cash and Investments	8
Marketplace Sales Tax Chart	9
Citywide Sales Tax Comparison	10
Geographic Code Tax Data	11
Accounts Payable Disbursement Listing	12
City Council Operating Expenditures	20
Overtime Report	25
CIP Report	26
Summary of Executed Contracts	31



CITY OF
Northglenn

City of Northglenn
Interim Financial Statements
For the Period Ending
October 2018

Executive Summary:

- **Sales/Use Tax**
 - Year-to-date sales and use tax reported an increase of \$450,685, or approximately 2.7%, when compared to the previous year.
 - Year-to-date details behind overall sales and use tax include: Accommodations Tax +4%; Auto Use Tax -4%; Sales Tax +4%; Food Tax -4%; Marijuana Tax +0%

- **General Fund**
 - Year-to-date revenues within the General Fund total \$21,256,140, an increase over last year's collections by 6.5% or \$1,298,894. The increase is largely due to property tax increases seen from the most recent assessed valuation of 30%.
 - General Fund year-to-date expenditures total \$19,266,939 accounting for 72% of the annual appropriation. Expenditures within the fund are consistent with the planned budget.

- **Water Fund**
 - Water Fund year-to-date revenues total \$9,496,987. This is an increase of 9% when compared to the prior year. Revenues restricted for water resources are \$2,089,108, and up 3% versus the prior year. The restricted revenue for debt service, which comes from the food for home consumption sales tax is down approximately 4%, and totals \$721,787 year-to-date.
 - Year-to-date expenditures within the Water Fund total \$5,120,697 and account for 48% of the annual appropriation. Fund expenditures decreased \$578,183 or 10% when compared to the same period of 2017 due to the purchase of water rights in the previous year.

- **Wastewater Fund**
 - Wastewater Fund year-to-date revenues total \$3,105,128. This is an increase of approximately 8% as compared to the prior year.
 - Year-to-date expenditures within the Wastewater Fund total \$2,629,356 and account for 47% of the annual appropriation. Fund expenditures decreased \$4,253,805 or 62% when compared to the same period of 2017 due to capital projects being completed in that year.

- **Stormwater Fund**
 - Year-to-date revenues within the Stormwater Fund total \$343,515, an increase over last year's collections by 1% or \$3,555.
 - Stormwater Fund year-to-date expenditures total \$167,666 and account for 46% of the annual appropriation. Fund expenditures decreased \$1,449,230 when compared to the same period of 2017 due to capital projects being completed in the prior year.

- **Sanitation Fund**
 - Sanitation Fund year-to-date revenues total \$1,481,314, a decrease of approximately 2% as compared to the prior year. This is a result of the timing of billing cycles within the year-end accrual.
 - Year-to-date expenditures within the Sanitation Fund total \$1,281,934 and account for 82% of the annual appropriation. Expenditures within the fund increased 38% or \$344,682 from the prior year due to the increase in landfill fees and the purchase a new trash truck.

**Revenue Report
October 31, 2018
General Fund**

	2018 Adopted Budget	Actual as of October 31, 2018	Over/(Under) Projected	Collection Rate	Prior Year Actual as of October 31, 2017	Over/(Under) Prior Year	Percent Difference
REVENUES							
Taxes							
Property Taxes	\$ 2,936,487	\$ 2,846,891	\$ (89,596)	96.95%	\$ 2,259,701	\$ 587,190	25.99%
Sales Taxes	13,928,677	10,433,727	(3,494,950)	74.91%	10,071,213	362,514	3.60%
Use Tax	2,997,701	2,136,037	(861,664)	71.26%	2,092,594	43,443	2.08%
Other Tax	269,695	225,888	(43,807)	83.76%	234,155	(8,267)	-3.53%
Total Taxes*	20,132,560	15,642,543	(4,490,017)	77.70%	14,657,663	984,880	6.72%
Intergovernmental Revenues	2,067,341	1,779,984	(287,357)	86.10%	1,605,832	174,152	10.84%
Licenses and Permits	692,272	775,247	82,975	111.99%	567,356	207,891	36.64%
Charges for Services	2,543,454	2,089,181	(454,273)	82.14%	2,053,282	35,899	1.75%
Fines and Forfeitures	1,201,901	645,315	(556,586)	53.69%	810,374	(165,059)	-20.37%
Other Revenues	239,718	314,064	74,346	131.01%	262,739	51,325	19.53%
Total Revenues	26,877,246	21,246,334	(5,630,912)	79.05%	19,957,246	1,289,088	6.46%
Other Financing Sources	-	9,806	9,806	N/A	-	9,806	N/A
Total Revenue	\$ 26,877,246	\$ 21,256,140	\$ (5,621,106)	79.09%	\$ 19,957,246	\$ 1,298,894	6.51%

*Due to normal collection cycles, the tax revenues presented in the above statement represent amounts collected as of the prior month and not of that of the period being reported.

**Expenditure Report
October 31, 2018
General Fund**

	2018 Adopted Budget	Actual as of October 31, 2018	Over/(Under) Adopted Budget	Spending Rate	Prior Year Actual as of October 31, 2017	Over/(Under) Prior Year	Percent Difference
Legislative	\$ 781,879	\$ 505,131	\$ (276,748)	64.60%	\$ 476,104	\$ 29,027	6.10%
City Manager	1,114,605	797,698	(316,907)	71.57%	799,176	(1,478)	-0.18%
City Clerk	369,440	264,937	(104,503)	71.71%	257,458	7,479	2.90%
Management Services	1,800,309	1,483,537	(316,772)	82.40%	1,455,950	27,587	1.89%
Technology	920,372	757,580	(162,792)	82.31%	719,974	37,606	5.22%
Finance	488,920	394,499	(94,421)	80.69%	378,393	16,106	4.26%
Planning & Development	1,550,869	1,276,573	(274,296)	82.31%	1,226,560	50,013	4.08%
Parks, Recreation and Cultural	4,109,136	3,398,892	(710,244)	82.72%	3,189,282	209,610	6.57%
Police	10,375,854	7,801,002	(2,574,852)	75.18%	7,577,733	223,269	2.95%
Public Works	3,007,204	2,224,125	(783,079)	73.96%	1,951,803	272,322	13.95%
Total Operating Expenditures	24,518,588	18,903,974	(5,614,614)	77.10%	18,032,433	871,541	4.83%
Other Financing Uses	2,322,238	362,965	(1,959,273)	15.63%	549,742	(186,777)	-33.98%
Total Expenditures	\$ 26,840,826	\$ 19,266,939	\$ (7,573,887)	71.78%	\$ 18,582,175	\$ 684,764	3.69%

Revenue and Expenditure Report
October 31, 2018
Water Fund

	2018 Adopted Budget	Actual as of October 31, 2018	Over/(Under) Budget	Collection/ Spending Rates	Prior Year Actual as of October 31, 2017	Current Year Over/(Under) Prior Year	Percent Difference
Revenue							
Operating Revenue	\$ 8,165,097	\$ 6,686,092	\$ (1,479,005)	81.89%	\$ 6,015,729	\$ 670,363	11.14%
Water Resources Revenue	2,769,498	2,089,108	(680,390)	75.43%	2,027,308	61,800	3.05%
Debt Service Revenue	1,001,722	721,787	(279,935)	72.05%	750,728	(28,941)	-3.86%
Total Water Fund Revenues	11,936,317	9,496,987	(2,439,330)	79.56%	8,793,765	703,222	8.00%
Expenditures							
Operating Expenditures	9,797,022	5,073,744	(4,723,278)	51.79%	5,642,912	(569,168)	-10.09%
Water Resources Expenditures	-	-	-	N/A	-	-	N/A
Debt Service Expenditures	979,300	46,953	(932,347)	4.79%	55,968	(9,015)	-16.11%
Total Water Fund Expenditures	10,776,322	5,120,697	(5,655,625)	47.52%	5,698,880	(578,183)	-10.15%
Revenues Over/(Under) Expenditures	\$ 1,159,995	\$ 4,376,290	\$ 3,216,295	377.27%	\$ 3,094,885	\$ 1,281,405	41.40%

<i>Operating Revenue:</i>							
<i>Water Usage</i>	\$ 7,920,450	\$ 6,227,845	\$ (1,692,605)	78.63%	\$ 5,652,697	\$ 575,148	10.17%
<i>Water Resources Revenue:</i>							
<i>Non-Food Sales/Use Tax*</i>	\$ 2,769,498	\$ 2,089,108	\$ (680,390)	75.43%	\$ 2,027,308	\$ 61,800	3.05%
<i>Debt Service:</i>							
<i>Food Taxes*</i>	\$ 1,001,722	\$ 721,787	\$ (279,935)	72.05%	\$ 750,728	\$ (28,941)	-3.86%

*Due to normal collection cycles, the tax revenues presented in the above statement represent amounts collected as of the prior month and not of that of the period being reported.

Revenue and Expenditure Report
October 31, 2018
Wastewater Fund

	<u>2018 Adopted Budget</u>	<u>Actual as of October 31, 2018</u>	<u>Over/(Under) Budget</u>	<u>Collection/ Spending Rates</u>	<u>Prior Year Actual as of October 31, 2017</u>	<u>Current Year Over/(Under) Prior Year</u>	<u>Percent Difference</u>
Revenue							
Operating Revenue	\$ 3,978,202	\$ 3,105,128	\$ (873,074)	78.05%	\$ 2,882,137	\$ 222,991	7.74%
Total Water Fund Revenues	3,978,202	3,105,128	(873,074)	78.05%	2,882,137	222,991	7.74%
Expenditures							
Operating Expenditures	5,605,653	2,629,356	(2,976,297)	46.91%	6,883,161	(4,253,805)	-61.80%
Total Water Fund Expenditures	5,605,653	2,629,356	(2,976,297)	46.91%	6,883,161	(4,253,805)	-61.80%
Revenues Over/(Under) Expenditures	\$ (1,627,451)	\$ 475,772	\$ 2,103,223	N/A	\$ (4,001,024)	\$ 4,476,796	N/A

*Due to normal collection cycles, the tax revenues presented in the above statement represent amounts collected as of the prior month and not of that of the period being reported.

Revenue and Expenditure Report
October 31, 2018
Stormwater Fund

	<u>2018 Adopted Budget</u>	<u>Actual as of October 31, 2018</u>	<u>Over/(Under) Budget</u>	<u>Collection/ Spending Rates</u>	<u>Prior Year Actual as of October 31, 2017</u>	<u>Current Year Over/(Under) Prior Year</u>	<u>Percent Difference</u>
Operating Revenues							
Charges for Services							
Stormwater Charges	\$ 464,185	\$ 340,251	\$ (123,934)	73.30%	\$ 334,811	\$ 5,440	1.62%
Miscellaneous Revenues							
Investment Earnings	1,500	3,264	1,764	217.60%	5,149	(1,885)	-36.61%
Total Operating Revenues	465,685	343,515	(122,170)	73.77%	339,960	3,555	1.05%
Operating Expenditures							
Stormwater Collection	364,080	167,666	(196,414)	46.05%	1,616,896	(1,449,230)	-89.63%
Total Operating Expenditures	364,080	167,666	(196,414)	46.05%	1,616,896	(1,449,230)	-89.63%
Total Operating Revenues Over/(Under) Expenditures	101,605	175,849	74,244	173.07%	(1,276,936)	1,452,785	N/A
Other Financing Sources	-	-	-	N/A	-	-	N/A
Revenues Over/(Under) Expenditures	\$ 101,605	\$ 175,849	\$ 74,244	173.07%	\$ (1,276,936)	\$ 1,452,785	N/A

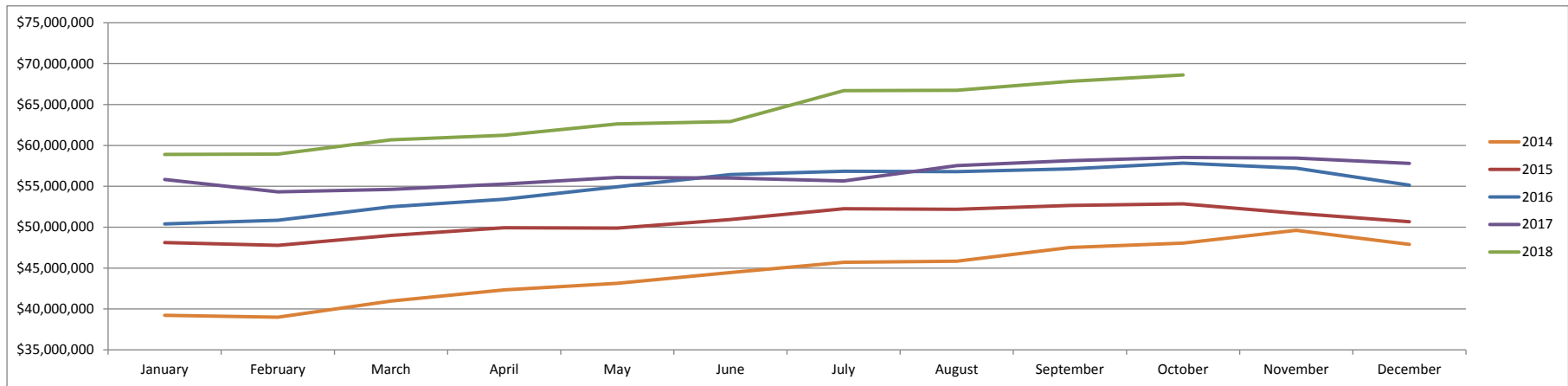
Revenue and Expenditure Report
October 31, 2018
Sanitation Fund

	<u>2018 Adopted Budget</u>	<u>Actual as of October 31, 2018</u>	<u>Over/(Under) Adopted Budget</u>	<u>Collection/ Spending Rates</u>	<u>Prior Year Actual as of October 31, 2017</u>	<u>Current Year Over/(Under) Prior Year</u>	<u>Percent Difference</u>
Operating Revenues							
Charges for Services							
Trash Charges	\$ 1,873,034	\$ 1,429,941	\$ (443,093)	76.34%	\$ 1,459,457	\$ (29,516)	-2.02%
Recycling Revenue	28,987	10,514	(18,473)	36.27%	21,363	(10,849)	-50.78%
Polycart Revenue	15,245	21,256	6,011	139.43%	16,016	5,240	32.72%
Total Charges for Services	<u>1,917,266</u>	<u>1,461,711</u>	<u>(455,555)</u>	<u>76.24%</u>	<u>1,496,836</u>	<u>(35,125)</u>	<u>-2.35%</u>
Miscellaneous Revenues							
Investment Earnings	6,000	19,603	13,603	326.72%	9,946	9,657	97.09%
Sale of Assets	-	-	-	N/A	-	-	N/A
Total Operating Revenues	<u>1,923,266</u>	<u>1,481,314</u>	<u>(441,952)</u>	<u>77.02%</u>	<u>1,506,782</u>	<u>(25,468)</u>	<u>-1.69%</u>
Operating Expenditures							
Solid Waste Collection	1,571,882	1,281,934	(289,948)	81.55%	937,252	344,682	36.78%
Total Operating Revenues Over/(Under) Expenditures	<u>351,384</u>	<u>199,380</u>	<u>(152,004)</u>	<u>56.74%</u>	<u>569,530</u>	<u>(370,150)</u>	<u>-64.99%</u>
Other Financing Sources	<u>-</u>	<u>-</u>	<u>-</u>	<u>N/A</u>	<u>-</u>	<u>-</u>	<u>N/A</u>
Revenues Over/(Under) Expenditures	<u>\$ 351,384</u>	<u>\$ 199,380</u>	<u>\$ (152,004)</u>	<u>56.74%</u>	<u>\$ 569,530</u>	<u>\$ (370,150)</u>	<u>-64.99%</u>

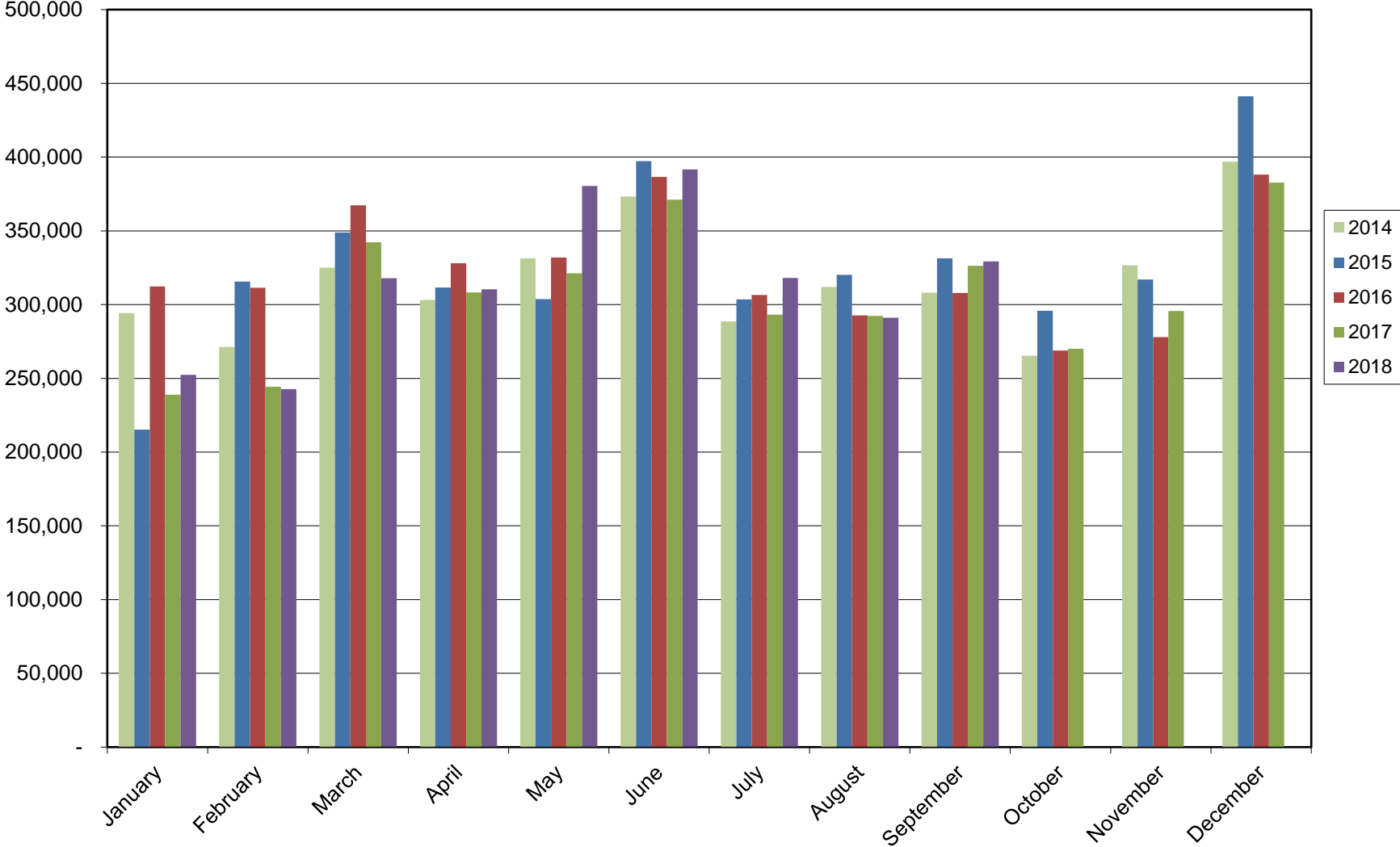
Cash & Investments

	January	February	March	April	May	2018 June	July	August	September	October	November	December
General Fund	\$21,615,980.13	\$21,284,222.26	\$21,894,764.54	\$22,158,223.23	\$22,694,917.50	\$22,158,740.49	\$23,944,143.00	\$23,943,335.82	\$24,292,020.64	\$24,601,320.36		
CTF	\$1,480,374.03	\$1,478,313.63	\$1,554,931.54	\$1,553,822.52	\$1,551,240.54	\$1,629,315.78	\$1,630,852.57	\$1,596,157.62	\$1,680,101.54	\$1,558,175.50		
CDBG	\$0.00	\$0.00	\$0.00	\$0.00	\$0.00	\$0.00	\$0.00	\$0.00	\$0.00	\$0.00	(\$194,850.00)	
Capital Projects Fund	\$20,812,124.18	\$22,412,380.24	\$23,176,504.26	\$22,869,219.66	\$23,127,854.68	\$23,425,765.66	\$24,109,747.70	\$23,358,830.71	\$23,182,099.38	\$22,958,550.70		
Water Fund	\$8,985,519.34	\$8,768,954.04	\$8,877,836.37	\$9,247,665.42	\$9,612,457.80	\$9,985,108.57	\$11,032,779.18	\$11,774,458.02	\$12,635,299.73	\$13,407,125.53		
Wastewater Fund	\$4,143,020.31	\$3,092,581.38	\$3,220,834.84	\$3,350,974.65	\$3,518,952.15	\$3,544,499.88	\$3,703,153.01	\$3,738,847.52	\$3,895,582.53	\$4,027,038.84		
Stormwater Fund	\$248,694.89	\$241,250.08	\$241,433.54	\$269,771.78	\$261,731.60	\$284,552.18	\$314,773.18	\$336,132.58	\$366,953.78	\$398,138.41		
Sanitation Fund	\$1,614,975.38	\$1,655,572.24	\$1,723,525.88	\$1,797,533.62	\$1,870,613.72	\$1,889,853.75	\$1,974,673.27	\$1,988,802.84	\$1,792,227.36	\$1,862,091.98		
Total	\$58,900,688.26	\$58,933,273.87	\$60,689,830.97	\$61,247,210.88	\$62,637,767.99	\$62,917,836.31	\$66,710,121.91	\$66,736,565.11	\$67,844,284.96	\$68,617,591.32		

Negative cash due to timing of grant expense and reimbursement.

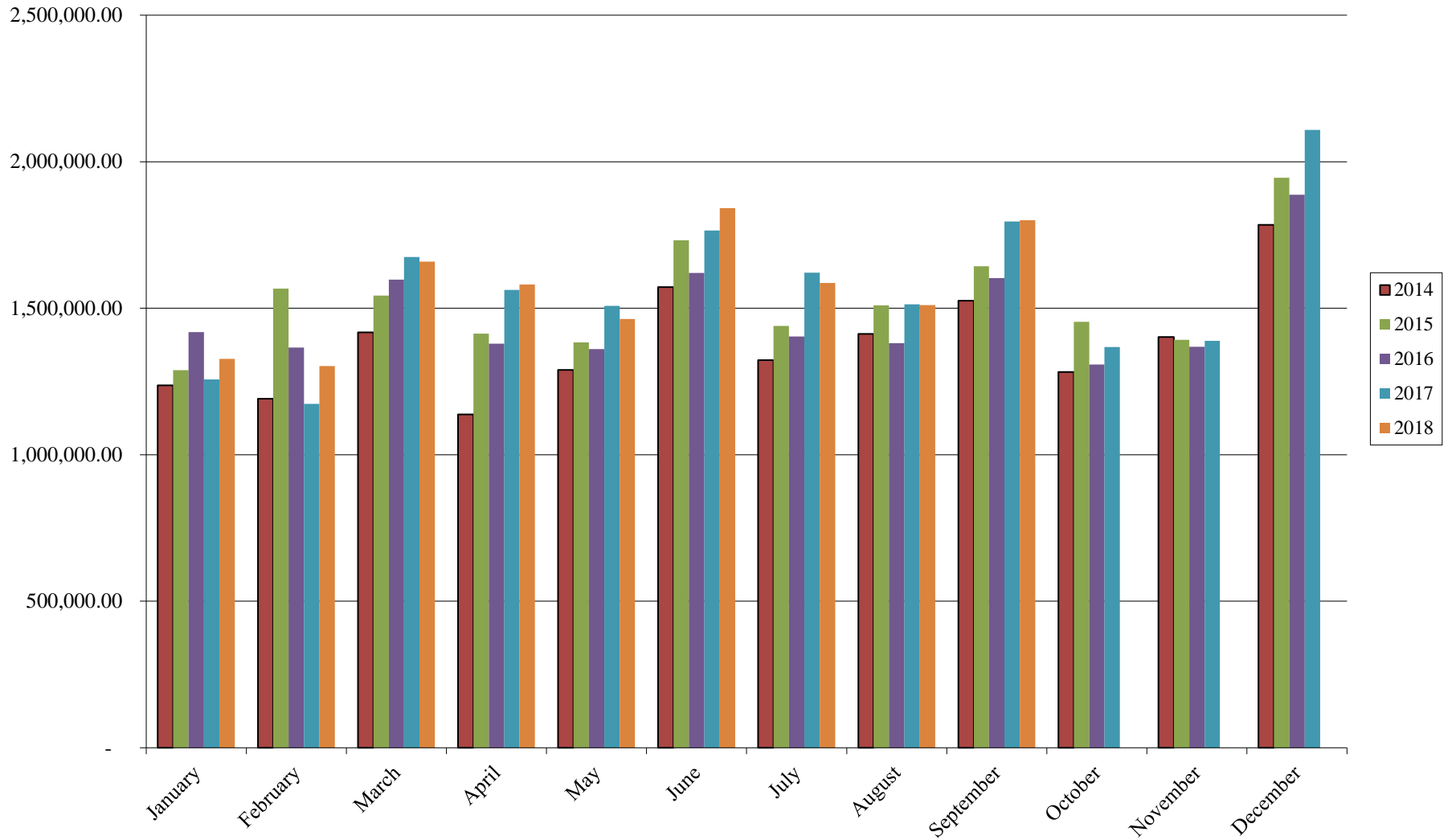


Marketplace Sales Tax History - collections through September



Due to normal collection cycles, the tax revenues presented above represent amounts collected as of the prior month and not that of the period being reported.

Northglenn Sales Tax History - collections through September



Due to normal collection cycles, the tax revenues presented above represent amounts collected as of the prior month and not that of the period being reported.

**Tax Collected by Geographic Code
through September 2018**

Ranking	Area	YTD		\$ Change	% Change	Sample of Area Businesses
		2018	2017			
1	Marketplace	\$ 2,761,715	\$ 2,738,039	\$ 23,676	0.86%	Ross Dress for Less, Lowes, Cinzettis, Texas Roadhouse
2	NG Greens	\$ 1,539,151	\$ 1,457,406	\$ 81,745	5.61%	Best Buy, Boot Barn, Applebees
3	Malley	\$ 1,328,770	\$ 1,338,416	\$ (9,646)	-0.72%	Sherwin Williams, The Green Solution, Vitamin Cottage
4	City Center	\$ 1,030,414	\$ 975,498	\$ 54,916	5.63%	Boondocks, Ramada, Damon's, Longhorn Steakhouse
5	Washington Pointe	\$ 841,104	\$ 884,371	\$ (43,266)	-4.89%	O'Reilly, Albertsons, Petco, Burger King
6	Huron Crossing	\$ 831,096	\$ 812,600	\$ 18,496	2.28%	Peerless Tire, Cracker Barrel, Botanacare
7	Irma	\$ 828,210	\$ 769,675	\$ 58,534	7.61%	Pioneer Sand, Gulfeagle Supply, Family Dollar
8	Marketplace Annex	\$ 729,953	\$ 708,847	\$ 21,106	2.98%	McDonald, Car Toys, Taco Bell
9	Huron at 104th	\$ 448,072	\$ 392,244	\$ 55,828	14.23%	Tamale Kitchen, Natural Selections, Arby's, AutoZone
12	Washington East	\$ 315,164	\$ 308,902	\$ 6,262	2.03%	Walgreens, Tires Plus, Sonic, Pizza Hut
13	Hillcrest	\$ 312,417	\$ 313,591	\$ (1,175)	-0.37%	Red Lobster, Santiago's, Fastsigns
14	Eastlake	\$ 170,144	\$ 147,946	\$ 22,199	15.00%	Circle K, Santiago's
16	Office Plaza	\$ 31,952	\$ 32,604	\$ (652)	-2.00%	Diamond Shamrock, A Hair Never There
17	Home Business	\$ 19,907	\$ 20,007	\$ (100)	-0.50%	
Total		\$ 11,188,178	\$ 10,900,148	\$ 287,923	2.64%	



October 2018
Cash Disbursements

<u>Date</u>	<u>Vendor</u>	<u>Check Number</u>	<u>Amount</u>	<u>Description</u>
General Fund				
10/5/2018	Campbell Deborah	156468	\$ 1,503.26	Retiree Stipend
10/5/2018	CenturyLink QC	156469	163.75	Phone 7208720203
10/5/2018	Cimplx Compliance Services	156470	774.90	ACA Compliance
10/5/2018	Cordova Terry	156472	400.00	Retiree Stipend
10/5/2018	Csem Event Staffing LLC	156473	108.48	Additional Staff
10/5/2018	Family Support Registry	156474	463.78	Employee Withholding
10/5/2018	Family Support Registry	156474	238.00	Employee Withholding
10/5/2018	Family Support Registry	156474	838.62	Employee Withholding
10/5/2018	Fantasia Angelina	156475	258.69	Employee Withholding
10/5/2018	Mines & Associates P C	156477	3,375.54	Oct-Dec 18 EAP Services
10/5/2018	Smith Dave	156479	400.00	Retiree Stipend
10/5/2018	US Bank NA	156480	14,004.95	#869364174839 - Fuel Purchased By City Vehicles Through 9-23-18
10/5/2018	Weinrauch Paul D	156481	187.50	Photos
10/5/2018	Xcel Energy	156482	569.42	Electric/Gas Usage
10/5/2018	Xcel Energy	156482	21.11	Electric Usage
10/12/2018	A & A Languages LLC	156483	120.00	Invoice 905047-Interpreter Khoi Nguyen Ho
10/12/2018	A Good Shop Inc	156484	1,480.28	#5160 - Repair On Unit #762-12
10/12/2018	A Good Shop Inc	156484	1,531.22	#5201 - Repair On Unit #546-12
10/12/2018	A&E Tire Inc	156485	466.17	#505750-00 - Tires for Unit #734-16
10/12/2018	Absolute Graphics	156487	52.95	Uniform order and volunteer bike sweatshirt
10/12/2018	Absolute Graphics	156487	165.53	Uniform order
10/12/2018	Absolute Graphics	156487	86.35	Jacket
10/12/2018	Absolute Graphics	156487	30.60	Uniform order
10/12/2018	Absolute Graphics	156487	80.61	Uniform order Rec Center
10/12/2018	Absolute Graphics	156487	121.52	Uniform order - Rec Center
10/12/2018	Absolute Graphics	156487	30.63	Uniform order
10/12/2018	Absolute Graphics	156487	60.33	Sweatshirts
10/12/2018	Accela Inc #774375	156488	46,244.73	Annual maintenance for Springbrook software system
10/12/2018	Adams County Finance Dept	156491	400.00	Range on 09/12/18.
10/12/2018	Adams County Finance Dept	156491	1,000.00	Range August 2018
10/12/2018	Adams County Finance Dept	156491	2,808.33	Record Terminal Guard for August 2018.
10/12/2018	Adams County Finance Dept	156491	1,420.00	Animal Shelter fees for August 2018.
10/12/2018	Advance Stores Company Inc	156492	42.82	#2194-520790 - Part for Unit #596
10/12/2018	Advance Stores Company Inc	156492	33.60	#2194-520947 - Part for Stock #1042
10/12/2018	Advance Stores Company Inc	156492	31.30	#2194-520872 - Parts for Unit #536
10/12/2018	Advance Stores Company Inc	156492	12.60	#2194-521720 - Part for Uit #134
10/12/2018	Amerigas Propane LP	156493	342.00	Propane for patch truck
10/12/2018	Aqueous Solution Inc	156494	236.00	NRC Pool Chemicals
10/12/2018	Autozone Inc	156495	57.98	#0830583210 - Part for Unit #727
10/12/2018	AV Tech Electronics Inc	156496	15,545.76	Unit #207--2018 Ford Interceptor new vehicle set up; CR#67.
10/12/2018	AV Tech Electronics Inc	156496	15,545.76	Unit #205--2018 Ford Interceptor new vehicle set up; CR#67.
10/12/2018	Ayres Associates Inc	156497	945.70	Hazardous Substances
10/12/2018	Ayres Associates Inc	156497	933.29	Petroleum Substances
10/12/2018	Bridgestone Americas Inc	156500	655.20	#725-65168 - Tires for Stock #1055
10/12/2018	Bridgestone Americas Inc	156500	305.00	#725-65249 - Tire for Unit #130
10/12/2018	Bruckner Truck Sales	156501	324.00	#26326VS - Repair on Unit #164-14
10/12/2018	Century 1 Chevrolet Inc	156502	49.00	#46085967/1 - Front End Alignment on Unit #734-16
10/12/2018	CenturyLink QC	156503	130.83	Phones..3034522612
10/12/2018	Cintas Corporation No 2	156504	57.25	Invoice #4010419500 - Mat Rental for M&O Bldg & Sign Shop
10/12/2018	Clarion Associates LLC	156506	8,733.00	Professional Services rendered as of 08/31/2018
10/12/2018	Coding with Kids LLC	156507	289.10	Coding with Kids June 25 - 29, 2018
10/12/2018	Colorado Community Media	156510	13.44	Legal Notice CB 1913
10/12/2018	Colorado Community Media	156510	14.76	Legal Notice CB 1914
10/12/2018	Colorado Community Media	156510	18.28	Legal Notice Budget
10/12/2018	Colorado Department of Human Services	156511	280.00	State Licensing Fee for Childcare
10/12/2018	Colorado Government Finance Officers Association	156512	212.50	CGFOA Annual Conference D Scott
10/12/2018	Colorado Government Finance Officers Association	156512	212.50	CGFOA Annual Conference J LaNunziata
10/12/2018	Colorado Officials	156513	901.00	Officials for 40 and Over Basketball Oct 2-Dec 4, 2018
10/12/2018	Colorado Officials	156513	636.00	Officials for Fall Youth LAX Oct 13 - 20, 2018
10/12/2018	Colorado Outdoor Inc	156514	450.00	Programming fee for digital sign
10/12/2018	Commercial Fitness Solutions Inc	156515	1,249.00	Bike for Weight Room
10/12/2018	Commercial Fitness Solutions Inc	156515	1,349.00	Fitness Mats for Classes
10/12/2018	CPS Distributors Inc	156517	153.39	Irrigation
10/12/2018	CPS Distributors Inc	156517	71.81	Irrigation
10/12/2018	CPS Distributors Inc	156517	12.17	Irrigation
10/12/2018	CPS Distributors Inc	156517	497.04	Irrigation

**October 2018
Cash Disbursements**

<u>Date</u>	<u>Vendor</u>	<u>Check Number</u>	<u>Amount</u>	<u>Description</u>
10/12/2018	CPS Distributors Inc	156517	39.92	Irrigation
10/12/2018	Cruz Beatrix Cha Cha	156518	79.90	Fitness Zumba September 18 - 27, 2018
10/12/2018	Devine Christine	156520	19.20	Overpayment.
10/12/2018	DLT Solutions LLC	156521	3,095.85	Annual subscription renewal - AutoCAD software
10/12/2018	Drive Train Industries Inc	156522	37.76	#01 396895 - Part for Unit #744-15
10/12/2018	Dynoman Diesel Emissions & Machine Shop LLC	156523	55.00	#12941 - Diesel Emission Test On Unit #724
10/12/2018	Dynoman Diesel Emissions & Machine Shop LLC	156523	55.00	#12940 - Diesel Emission Test On Unit #764-06
10/12/2018	Dynoman Diesel Emissions & Machine Shop LLC	156523	55.00	Invoice #12960 - Diesel Emission Test On Unit #737
10/12/2018	Dynoman Diesel Emissions & Machine Shop LLC	156523	75.00	Invoice #12960 - Heavy Duty Diesel Emission Test On Unit #718
10/12/2018	Ensey Eric	156525	90.58	American Planning Assoc. Colorado Conference Mileage Reimburse.
10/12/2018	Factory Motor Parts Co	156528	113.26	#39-316425 - Part for Unit #235-14
10/12/2018	Factory Motor Parts Co	156528	105.82	#39-316074 - Part for Unit #311
10/12/2018	Factory Motor Parts Co	156528	(13.75)	#39-316315 - Core Credit From Invoice #39-316074
10/12/2018	Factory Motor Parts Co	156528	(110.75)	#39-314250 - Battery & Core Credit
10/12/2018	Factory Motor Parts Co	156528	(7.78)	#39-313311 - Part Return
10/12/2018	Factory Motor Parts Co	156528	127.03	#30-316987 - Part for Unit #276
10/12/2018	Factory Motor Parts Co	156528	(13.75)	#30-316568 - Battery Core Credit
10/12/2018	Factory Motor Parts Co	156528	103.25	#24-1699925 - Part for Unit #224-16
10/12/2018	Faris Machinery	156529	257.66	#C38188 - Part for Unit #190
10/12/2018	Faris Machinery	156529	(18.10)	#C33696 - Part Credit
10/12/2018	Genuine Parts Company	156533	50.51	3394-383758 - Part for Unit #579
10/12/2018	Geyer Heather	156534	93.01	Reimbursement
10/12/2018	Goodyear Tire & Rubber Co	156535	1,904.65	#174-1081676 - Tires for Stock #1017
10/12/2018	Goodyear Tire & Rubber Co	156535	(100.00)	#174-1081766 - Case Credit
10/12/2018	Goodyear Tire & Rubber Co	156535	267.14	#174-1081758 - Tires for Stock #1081
10/12/2018	Hager Collin Andrew	156537	500.00	Fall 2018 CARA Cross Country Coach
10/12/2018	Harkness Galen M.	156538	860.00	EYG Baksetball Camp October 6, 2018
10/12/2018	Heaton Corporation	156539	445.25	October janitorial services for M&O
10/12/2018	Hoffman Parker Wilson & Carberry PC	156541	9,586.39	Attorney fee month ending Sept 18 split with water fund
10/12/2018	Kone Inc	156545	212.01	#959054492 - Monthly Service for City Hall & NRC Elevators
10/12/2018	Law Office of Kevin C Flesch LLC	156546	835.00	Invoice 50125--Court Appointed Attorney
10/12/2018	Lewis Adam	156547	509.00	Reimbursement-glasses...this check replaces 156360
10/12/2018	Lopatin Sidney	156548	180.00	#22824 - Seat Repair On Unit #532-06
10/12/2018	Mandel Metals Inc	156550	786.80	Sign blanks
10/12/2018	May Jim	156551	873.98	Reimbursement/Per Diem
10/12/2018	Moore Pamela A	156552	117.50	Fitness Essentrics September 4 - 27, 2018
10/12/2018	Moyer David	156553	720.00	Musical Theatre Instructor Sep 11 - Nov 5, 2018
10/12/2018	Murphy Mary	156554	203.20	Chair Massage September 19 - 26, 2018
10/12/2018	Murray Dahl Kuchenmeister & Renaud	156555	3,300.00	September Lobbying Services
10/12/2018	Nesladek James T	156556	150.00	Emergency Service For West Entrance Automated Door @ City Hall
10/12/2018	Networkfleet Inc	156557	113.70	Sep GPS fee for code vehicles
10/12/2018	Networkfleet Inc	156557	56.85	Sep GPS fee for sweepers & graffiti truck
10/12/2018	Nicoletti-Flater Assoc	156558	220.00	Trauma intervention and pre-employment
10/12/2018	North Metro Rescue District	156559	100.00	Partial Restitution C210927
10/12/2018	Northglenn Municipal Court	156560	300.00	Bond
10/12/2018	Northglenn Senior Organization	156561	2,731.00	NSO Reimbursement September 2018
10/12/2018	O'meara Ford Center Inc	156562	43.96	#991396 - Part for Unit #404-15
10/12/2018	O'meara Ford Center Inc	156562	537.93	Invoice #993306 - Parts for Stock #1475
10/12/2018	O'meara Ford Center Inc	156562	52.76	#992882 - Parts for Unit #737
10/12/2018	Party Time Rental Inc	156564	1,705.00	Tents
10/12/2018	Pioneer Sand Co Inc	156566	702.75	Fabric and pins for 112th
10/12/2018	Pioneer Sand Co Inc	156566	19.22	Topsoil
10/12/2018	Postmaster	156567	4,433.49	Winter/Spring 2019 Guide Postage
10/12/2018	Potestio Brothers Equipment Co	156568	5.24	#78466P - Part for Unit #519
10/12/2018	Potter David	156569	52.50	Fitness Yoga October 3, 2018
10/12/2018	Pros Plus LLC	156570	240.00	Softball Umpires Sep 16 - 30, 2018
10/12/2018	Quality-Water Biosystems Inc	156571	1,000.94	September water quality
10/12/2018	Reliable Auto Glass LLC	156573	188.79	Windshield Repair
10/12/2018	Roberts Christina	156574	1,620.00	Theatre Class Instructor Aug 20 - Nov 11, 2018
10/12/2018	Rodriguez Michele	156575	285.00	Graphics
10/12/2018	Rubble Inc	156577	4,634.00	Oversized rock for E 112th drainage project
10/12/2018	S&B Porta-Bowl Restrooms Inc	156578	1,230.00	Restrooms
10/12/2018	Siderius Candy	156580	750.00	Compensation Consulting Services
10/12/2018	Signature Offset LLC	156581	1,517.51	8 pg tabloid, digital, delivery, mail prep
10/12/2018	Sil-Terhar Motors Inc	156582	31,235.00	Per OEM#12/26/2017--One 2018 Ford F-150 4x4 XL
10/12/2018	Sil-Terhar Motors Inc	156582	28,000.00	Per OEM#12/26/2017--One 2018 Explorer Base/Black.
10/12/2018	Solis Maria	156583	105.00	Refund Finance for Maria Solis
10/12/2018	Sunbelt Rentals Inc	156586	3,234.73	Power

**October 2018
Cash Disbursements**

<u>Date</u>	<u>Vendor</u>	<u>Check Number</u>	<u>Amount</u>	<u>Description</u>
10/12/2018	Tyler Technologies Inc	156589	1,000.00	Annual Maint Interface/TriTech Records Mgmt Syst 7/1/18-6/30/19
10/12/2018	United States Postal Service	156591	4,347.20	November postage for the Northglenn Connection
10/12/2018	Vector Disease Control International LLC	156592	2,738.85	Mosquito control
10/12/2018	Vigilance Project LLC	156593	180.00	Understanding the Mexican Cartels & Narco Culture training
10/12/2018	Vigilance Project LLC	156593	250.00	Sgt. Brown Training Understanding Mexican Cartels/Narco culture
10/12/2018	Warriner Gray N	156594	950.00	Travel Film "Red Rock Country" October 24, 2018
10/12/2018	Whitesides Boots & Clothing	156595	150.00	Work boots for M & O
10/12/2018	Wilson & Company Inc Engineers & Architects	156596	612.50	Professional Services from Aug. 11 to Sept 7, 2018
10/12/2018	Xcel Energy	156598	96.10	Electric Usage
10/12/2018	Xcel Energy	156598	15.15	Electric Usage
10/12/2018	Xerox Corporation	156599	74.48	Monthly Lease
10/12/2018	Xerox Corporation	156599	58.16	Monthly Lease
10/12/2018	Xerox Corporation	156599	191.12	Monthly Lease
10/12/2018	Xerox Corporation	156599	126.22	Monthly Lease
10/12/2018	Xerox Corporation	156599	187.89	Monthly Lease
10/12/2018	Xerox Corporation	156599	116.55	Monthly Lease
10/12/2018	Xerox Corporation	156599	205.56	Monthly Lease
10/12/2018	Xerox Corporation	156599	32.72	Monthly Lease
10/12/2018	Xerox Corporation	156599	123.25	Monthly Lease
10/12/2018	Xerox Corporation	156599	10.37	Monthly Lease
10/12/2018	Xerox Corporation	156599	86.05	Monthly Lease
10/12/2018	Xerox Corporation	156599	139.09	Monthly Lease
10/12/2018	Xerox Corporation	156599	138.29	Monthly Lease
10/12/2018	Xerox Corporation	156599	744.80	Monthly Lease
10/12/2018	Xerox Corporation	156599	387.39	Monthly Lease
10/12/2018	Xerox Corporation	156599	134.38	Monthly Lease
10/12/2018	Xerox Corporation	156599	7.07	Monthly Lease
10/12/2018	Xerox Corporation	156599	4.36	Monthly Lease
10/12/2018	Xerox Corporation	156599	50.86	Monthly Lease
10/12/2018	Xerox Corporation	156599	4.02	Monthly Lease
10/12/2018	Young Barrett E	156600	200.00	House Sub Manager Sep 25 - 26, 2018
10/19/2018	Adams Cty Communication	156603	134,200.81	Quarterly Dispatch Services
10/19/2018	Adams Cty Communication	156603	7,295.45	Quarterly Capital Reserve Fund.
10/19/2018	Autozone Inc	156604	46.99	Invoice #0830597512 - Part for Unit #241-10
10/19/2018	Autozone Inc	156604	(30.99)	Invoice #0830583265 - Part Return
10/19/2018	Autozone Inc	156604	46.91	Invoice #0830583026 - Part for Unit #198
10/19/2018	Biggins James	156605	507.92	Post Employment Benefit
10/19/2018	Boondocks Fun Center	156606	155.00	Restitution C212617
10/19/2018	CenturyLink QC	156607	111.69	Phones3034525673
10/19/2018	CenturyLink QC	156607	781.56	Phones3032524646
10/19/2018	CenturyLink QC	156607	34.55	Phones 3034571578
10/19/2018	CenturyLink QC	156607	118.01	Phones3034570729
10/19/2018	CenturyLink QC	156607	1.87	Phones 88167368
10/19/2018	Chadwick Tracey	156608	23.22	Mileage Reimbursement
10/19/2018	Choratch Alexandra K	156609	50.00	Partial Restitution T325721
10/19/2018	Cintas Corporation No 2	156610	57.25	#4010693537 - Mat Rental for M&O Bldg. & Sign Shop
10/19/2018	City of Westminster	156611	1,200.00	Greenhouse space rental
10/19/2018	CMM Law LLC	156612	4,770.00	Judge Magid's salary for October 2018
10/19/2018	Colorado Brake and Supply Inc	156613	22.34	#CB25994 - Part for Unit #148-06
10/19/2018	Colorado Occupational Medicine Physicians	156615	85.00	Physical and Drug Screen
10/19/2018	Colorado Occupational Medicine Physicians	156615	90.00	DOT Exams
10/19/2018	Colorado Parks and Recreation Association	156616	700.00	2018 Fall CARA Volleyball Tournament Fees
10/19/2018	CPS Distributors Inc	156617	19.68	Fittings
10/19/2018	Dunbar Armored Inc	156618	205.89	Courier Services
10/19/2018	Family Support Registry	156619	463.78	Employee Withholding
10/19/2018	Family Support Registry	156619	238.00	Employee Withholding
10/19/2018	Family Support Registry	156619	838.62	Employee Withholding
10/19/2018	Fantasia Angelina	156620	258.69	Employee Withholding
10/19/2018	Faris Machinery	156621	574.56	#C38299 - Parts for Unit #169-16
10/19/2018	Fout Benjamin	156622	377.50	Pirate Video
10/19/2018	Fruition Growth LLC	156623	2,875.00	Social media campaigns and management
10/19/2018	Fruition Growth LLC	156623	500.00	Social Management Fee
10/19/2018	Goodyear Tire & Rubber Co	156624	241.65	#174-1081848 - Tires for Unit #109
10/19/2018	Hankins Denise	156625	50.00	Partial Restitution T334892
10/19/2018	Integral Recoveries Inc	156626	5,107.00	Collections payment for September 2018
10/19/2018	King Alexis Davis	156627	150.00	Hearings on 9/25/18
10/19/2018	Kole Timothy	156628	100.00	Partial Restitution TE012820
10/19/2018	LegalShield	156629	263.15	Ee Legal

**October 2018
Cash Disbursements**

<u>Date</u>	<u>Vendor</u>	<u>Check Number</u>	<u>Amount</u>	<u>Description</u>
10/19/2018	M 7 Business Systems LLC	156630	8,073.08	Invoices .085657, 85658,85659,85616
10/19/2018	Maunu Kayla	156631	76.80	Childrens Dance Twinkle Toes Sep 12 - Oct 17 ,2018
10/19/2018	Maunu Kayla	156631	153.80	Childrens Dance SR&T 4-5 Sep 17 - Oct 17, 2018
10/19/2018	Maunu Kayla	156631	75.97	Childrens Dance SR&T 6-9 Sep 17 - Oct 17, 2018
10/19/2018	Myers Nate	156632	400.00	Retiree Stipend
10/19/2018	Narva Enterprises LLC	156633	390.00	AED Maintenance
10/19/2018	Nesladek James T	156634	1,102.50	#1508 - Install Electric Lock @ City Hall West Entrance Door
10/19/2018	Noble Stuart J	156635	2,249.00	AV production for business appreciation breakfast
10/19/2018	Norris Kyle Chase	156636	95.00	Piano Tuning
10/19/2018	NPD Benevolence Fund	156637	228.00	Flower Fund
10/19/2018	Palisi Jacqueline Suzanne	156638	300.00	Emcee business appreciation breakfast and voice overs
10/19/2018	Pinnacol Assurance	156639	932.70	Deductibles
10/19/2018	Pioneer Sand Co Inc	156640	55.57	Topsoil
10/19/2018	Pohlman Donald	156641	100.00	Partial Restitution N316281
10/19/2018	Potestio Brothers Equipment Co	156642	207.22	Invoice #78523P - Part for Unit #593
10/19/2018	Rocky Mountain Reserve	156643	522.50	Flex Admin
10/19/2018	Scott David	156644	23.22	Mileage reimbursement
10/19/2018	Sheppard Jeff	156645	1,250.00	Business appreciation breakfast presentation speaker
10/19/2018	Solsbury Hill LLC	156646	2,040.52	Volunteer flower bed irrigation conversions
10/19/2018	Solsbury Hill LLC	156646	981.88	EB Rains backflow
10/19/2018	Straushein Belia	156647	149.88	Loan Pymt Reimbursement
10/19/2018	Trujillo Renee	156648	50.00	Partial Restitution T327447
10/19/2018	Vantagepoint Transfer Agent	156649	2,913.83	Police Plan- Admin Allowance Fees
10/19/2018	Vantagepoint Transfer Agent	156649	3,591.75	General Plan- Admin Allowance Fees
10/19/2018	Vonage Business Inc	156650	4,354.01	October telephone & voicemail svc - CHall & WWTP
10/19/2018	Vonage Business Inc	156650	1,259.36	October telephone & voicemail svc -M&O
10/19/2018	Vonage Business Inc	156650	693.20	October telephone & voicemail svc -NRC
10/19/2018	Vonage Business Inc	156650	362.93	October telephone & voicemail svc -WTP
10/19/2018	Watts Gabriela	156651	120.00	Interpreter x2 for 9/20/18 dockdt
10/19/2018	Xcel Energy	156652	871.64	Gas/Electric Usage
10/19/2018	Xcel Energy	156652	143.40	Gas/Electric Usage
10/19/2018	Xcel Energy	156652	4,812.07	Gas/Electric Usage
10/19/2018	Xcel Energy	156652	145.48	Gas/Electric Usage
10/19/2018	Xcel Energy	156652	7,921.29	Gas/Electric Usage
10/19/2018	Xcel Energy	156652	31,978.52	Gas/Electric Usage
10/19/2018	Xcel Energy	156652	68.97	Gas/Electric Usage
10/19/2018	Xcel Energy	156652	5,105.78	Gas/Electric Usage
10/19/2018	Xcel Energy	156652	13.26	Gas/Electric Usage
10/19/2018	Xcel Energy	156652	211.34	Gas/Electric Usage
10/26/2018	Adams County Finance Dept	156654	400.00	Range on 10/4/18.
10/26/2018	Advance Stores Company Inc	156656	7.12	#2194-523578 - Part for Unit #737
10/26/2018	Advance Stores Company Inc	156656	3.90	#2194-523410 - Part for Stock #4178
10/26/2018	Advance Stores Company Inc	156656	50.93	#2194-523399 -Parts for Stock #792
10/26/2018	Allied Demolition Inc	156657	120.00	Concrete disposal
10/26/2018	Altec Industries	156659	865.62	#50309170 - PM Inspection Dielectric On Unit #121
10/26/2018	Autozone Inc	156660	75.98	#0830596798 - Part for Unit #528
10/26/2018	Bruckner Truck Sales	156664	39.51	#153242V - Parts for Unit #166-15
10/26/2018	CenterPoint Energy Services Retail LLC	156665	223.25	Natural Gas Deliveries
10/26/2018	CenterPoint Energy Services Retail LLC	156665	675.64	Natural Gas Deliveries
10/26/2018	CenterPoint Energy Services Retail LLC	156665	174.17	Natural Gas Deliveries
10/26/2018	CenturyLink QC	156666	675.07	Phone Lines.60457401
10/26/2018	Cheer Central Inc	156667	61.60	Lil Fierce Ninjas Sep 15 - Oct 10, 2018
10/26/2018	Cintas Corporation No 2	156669	64.75	#4010967350 - Mat Rental For M&O Bldg. & Sign Shop
10/26/2018	Clark Jacob A	156670	1,300.00	Video #3 - Non Residential Zoning
10/26/2018	Colorado District Attorneys Council	156672	42.00	Peace Officer Legal Sourcebook for Investigation Resource
10/26/2018	Cordova Terry	156673	400.00	Retiree Stipend
10/26/2018	Cruz Beatrix Cha Cha	156675	96.90	Fitness Zumba October 2 - 11, 2018
10/26/2018	Delta Dental Plan of Colo	156677	431.82	COBRA Dental
10/26/2018	Delta Dental Plan of Colo	156677	10,269.53	Ee Dental
10/26/2018	Denver Wire Rope & Supply Inc	156678	215.40	Ratchet straps w/hooks for plows
10/26/2018	Employment Compliance Solutions LLC	156681	12,500.00	Employee Compliance Solutions
10/26/2018	Factory Motor Parts Co	156683	(13.00)	Invoice #39-317076 - Battery Core Credit
10/26/2018	Factory Motor Parts Co	156683	(13.75)	Invoice #39-317077 - Battery Core Credit
10/26/2018	Factory Motor Parts Co	156683	36.90	Invoice #24-1708187 - Part for Stock #5019
10/26/2018	Factory Motor Parts Co	156683	36.90	Invoice #39-318357 - Part for Stock #5019
10/26/2018	Factory Motor Parts Co	156683	109.34	Invoice #39-318376 - Battery for Unit #269-11
10/26/2018	Factory Motor Parts Co	156683	155.71	Invoice #24-1705954 - Battery for Unit #739-14
10/26/2018	Faris Machinery	156684	1,786.93	Invoice #C38322 - Parts for Unit #168-15

**October 2018
Cash Disbursements**

<u>Date</u>	<u>Vendor</u>	<u>Check Number</u>	<u>Amount</u>	<u>Description</u>
10/26/2018	First Light Video Productions Inc	156686	1,600.00	Videotaping CC mtgs October 2018
10/26/2018	Gabarron Daniel J	156687	196.00	Taxidermy
10/26/2018	Galls Parent Holdings LLC	156688	415.00	Braaten Vest - Department Share
10/26/2018	Galls Parent Holdings LLC	156688	415.00	Hong Vest - Department Share
10/26/2018	Galls Parent Holdings LLC	156688	415.00	Braaten Vest - BVP Reimbursement
10/26/2018	Galls Parent Holdings LLC	156688	415.00	Hong Vest - BVP Reimbursement
10/26/2018	Garst Ashley	156689	23.33	Mileage
10/26/2018	Genuine Parts Company	156690	22.12	#3394-385761 - Part for Stock #7243
10/26/2018	Goodyear Tire & Rubber Co	156691	59.00	Invoice #174-1081901 - Tires for Stock #1078
10/26/2018	Goodyear Tire & Rubber Co	156691	534.28	#174-1081969 - Tires for Stock #1081
10/26/2018	Hensley Steve	156692	228.90	Mileage Reimbursement
10/26/2018	Hill Enterprises Inc	156693	19,086.04	Invoice #172257 - Diesel Fuel Delivered to M&O Facility 10-19-18
10/26/2018	Kaiser Permanente	156695	298.57	Retiree Health Insurance
10/26/2018	Kaiser Permanente	156695	1,194.28	COBRA Health Insurance
10/26/2018	Kaiser Permanente	156695	179,926.37	Ee Health Insurance
10/26/2018	Kone Inc	156696	814.56	#1157680253 - Emergency Service for NRC Elevator On 10-10-18
10/26/2018	Kroenke Sports Holdings LLC	156698	6,810.00	Fall 2018 Jr. Nuggets Jerseys
10/26/2018	Murphy Mary	156702	234.60	Chair Massage October 3 - 17, 2018
10/26/2018	National League of Cities Membership lockbox 4047	156704	3,258.00	Membership dues
10/26/2018	Nelson Tessa	156705	720.00	Theatre Instructor-Out of the Box Sep 13 - Dec 6, 2018
10/26/2018	O'meara Ford Center Inc	156706	100.00	#FOCS700089 - Repair on Unit #316-13
10/26/2018	O'meara Ford Center Inc	156706	165.86	#996672 - Part for Unit #737
10/26/2018	O'meara Ford Center Inc	156706	20.68	#996773 - Part for Unit #737
10/26/2018	Petty Cash-Finance	156707	31.20	Notary Renewal
10/26/2018	Petty Cash-Finance	156707	4.62	Supplies for Officers
10/26/2018	Petty Cash-Finance	156707	10.00	Kennel at Justice Center
10/26/2018	Petty Cash-Finance	156707	34.52	Prisoner meals
10/26/2018	Petty Cash-Finance	156707	10.00	State notary dues
10/26/2018	Petty Cash-M&O Admin	156708	22.52	Title/Registration fee
10/26/2018	Petty Cash-M&O Admin	156708	10.98	Title/Registration fee
10/26/2018	Petty Cash-M&O Admin	156708	73.41	Employee Relations
10/26/2018	Ponder Company Inc	156709	2,810.00	Gym Floor Recoating
10/26/2018	RCSolar-Arvada LLC	156710	283.73	Solar Subscription
10/26/2018	RCSolar-Arvada LLC	156710	262.03	Solar Subscription
10/26/2018	Royal Supply Inc	156715	99.16	#710843 - Shop Supplies
10/26/2018	Safety Kleen Corp	156716	278.46	#77769021 - Parts Washer Service
10/26/2018	Spanish is Fun LLC	156718	1,750.00	Spanish Training Classes
10/26/2018	The Lincoln National Life Ins Co	156720	4,827.45	Life and LTD Insurance
10/26/2018	The Lincoln National Life Ins Co	156720	2,175.14	Additional Life Insurance
10/26/2018	Xerox Corporation	156724	50.00	Move to Justice Center
10/26/2018	Xerox Corporation	156724	50.00	Move to Justice Center
10/26/2018	Xerox Corporation	156724	50.00	Move to Justice Center

Conservation Trust Fund

10/26/2018	ABCO Contracting Inc	156653	123,862.90	2018 Residential Sidewalk and Trail Replacement Program.
------------	----------------------	--------	------------	--

CDBG Fund

10/12/2018	Keene Concrete Inc	156543	194,850.00	CDBG Concrete Replacement Project
------------	--------------------	--------	------------	-----------------------------------

Capital Projects Fund

10/5/2018	Xcel Energy	156482	582.00	Ralston House
10/12/2018	ABCO Contracting Inc	156486	81,396.55	2018 Residential Sidewalk and Trail Replacement Program.
10/12/2018	ABCO Contracting Inc	156486	10,819.00	Change Order #1 See attachment
10/12/2018	ABCO Contracting Inc	156486	65,518.45	Marketplace Pedestrian Bridge Rehab Project
10/12/2018	ABCO Contracting Inc	156486	5,410.26	Change Order #1 see attachment for details
10/12/2018	Eidos Architects PC	156524	1,643.80	Professional Services from Aug. 1 - August 31, 2018
10/12/2018	Eidos Architects PC	156524	600.00	Professional Services from Aug. 1 - August 31, 2018
10/12/2018	Eidos Architects PC	156524	651.24	Professional Services from Aug. 1 - August 31, 2018
10/12/2018	Felsburg Holt & Ullevig Inc	156530	390.00	Period from March 1 - April 3, 2018
10/12/2018	Hoefler Wysocki Architects LLC	156540	32,281.37	Professional Services from Sept. 1 - September 30, 2018
10/12/2018	Hoefler Wysocki Architects LLC	156540	10,313.13	Professional Services from Aug.1 - August 31, 2018
10/12/2018	Hoefler Wysocki Architects LLC	156540	21,465.45	Professional Services from Aug. 1 - August 31, 2018
10/12/2018	J R Engineering LLC	156542	25.32	Professional Services through August 31, 2018
10/12/2018	Stanley Consultants	156584	2,497.50	Period from Aug. 26 - September 22, 2018
10/12/2018	TeamLINX LLP	156587	3,411.20	Installation of Corning 24-Strand SM Fiber Backbone - Labor

**October 2018
Cash Disbursements**

<u>Date</u>	<u>Vendor</u>	<u>Check Number</u>	<u>Amount</u>	<u>Description</u>
10/12/2018	TeamLINX LLP	156587	3,369.44	Installation of Corning 24-Strand SM Fiber Backbone - Materials
10/12/2018	Workplace Elements LLC	156597	2,099.42	Fitness Equipment
10/12/2018	Workplace Elements LLC	156597	50,865.31	High Density Filing
10/12/2018	Workplace Elements LLC	156597	26,438.57	ARCONAS SEATING ONLY
10/12/2018	Workplace Elements LLC	156597	12,892.24	Additional Fitness Equipment
10/12/2018	Workplace Elements LLC	156597	293,373.04	Purchase of Furniture
10/26/2018	Drexell Barrell & Co	156680	3,716.00	Professional Services from Sept. 01 - September 28, 2018
10/26/2018	Drexell Barrell & Co	156680	929.00	Professional Services from Sept. 1 - September28, 2018
10/26/2018	Matrix Design Group Inc	156700	3,301.75	Marketplace Pedisttrain Bridge Rehab
10/26/2018	Matrix Design Group Inc	156700	4,987.05	Marketplace Pedisttrain Bridge Rehab
10/26/2018	Southwest Mobile Storage Inc	156717	112.20	Period from 10/15/18 to 11/11/18
10/26/2018	Sustainable Traffic Solutions Inc	156719	3,919.00	Contract #2018-003 School Zone Assessment for Stukey Elementry.

Water & Wastewater Fund

10/5/2018	Colorado Dept of Revenue	156471	22.50	Employee withholding
10/5/2018	Colorado Dept of Revenue	156471	22.50	Employee withholding
10/5/2018	Family Support Registry	156474	275.00	Employee withholding
10/5/2018	Hill Enterprises Inc	156476	2,937.65	WWTP Generator Diesel Fuel.
10/5/2018	Xcel Energy	156482	569.42	500 E Garland
10/5/2018	Xcel Energy	156482	417.97	Gas Usage
10/12/2018	Accela Inc #774375	156488	15,414.91	Annual maintenance for Springbrook software system
10/12/2018	Backflow Solutions Inc	156498	495.00	Annual BSI Online Subscription Fee for Backflow Monitoring Progr
10/12/2018	CenturyLink QC	156503	116.97	Phones..3034511289
10/12/2018	City of Northglenn	156505	150.00	Water Rebate-17255
10/12/2018	City of Northglenn	156505	75.00	Water Rebate-14050
10/12/2018	City of Northglenn	156505	75.00	Water Rebate-9053
10/12/2018	City of Northglenn	156505	150.00	Water Rebate-25214
10/12/2018	City of Northglenn	156505	75.00	Water Rebate-11333
10/12/2018	City of Northglenn	156505	75.00	Water Rebate-11192
10/12/2018	Colorado Analytical Lab	156508	304.00	Cyanide Total Analysis.
10/12/2018	Colorado Analytical Lab	156508	54.40	Cyanide Weak & Potentially Diss. Metals.
10/12/2018	Colorado Government Finance Officers Association	156512	212.50	CGFOA Annual Conf D Scott
10/12/2018	Colorado Government Finance Officers Association	156512	212.50	CGFOA Annual Conf J LaNunziata
10/12/2018	COVINGTON KELLY	156516	15.00	Refund Check
10/12/2018	CUES Inc	156519	627.49	Invoice #517697 - TV Van Parts
10/12/2018	DLT Solutions LLC	156521	1,031.95	Annual subscription renewal - AutoCAD software
10/12/2018	Eurofins Eaton Analytical Inc	156526	450.00	UMCR AM3 Analysis
10/12/2018	Eurofins Eaton Analytical Inc	156526	1,100.00	UMCR4 AM1 Analysis
10/12/2018	Evoqua Water Technologies LLC	156527	15,696.95	9/29/18 Bioxide +71 3822 gal @ \$4.107 per gal.
10/12/2018	Ferguson Enterprises Inc.	156531	17,989.00	Amiad Filter SAF-6000 (Item #SP-0401021000075)
10/12/2018	General Air Service & Supply Co	156532	131.22	Cylinder Rentals; Helium Nitogen etc
10/12/2018	Graybar Electric Company Inc.	156536	100.92	Tank Mixers: THHN-10-STR-BLK-500S. Part # 88284544
10/12/2018	Graybar Electric Company Inc.	156536	100.92	Tank Mixers: THHN-10-STR-RED-500S. Part # 88284528
10/12/2018	Graybar Electric Company Inc.	156536	100.92	Tank Mixers: THHN-10-STR-BLU-500S. Part # 88284542
10/12/2018	Graybar Electric Company Inc.	156536	100.92	Tank Mixers: THHN-10-STR-WHT-500S. Part # 88284526
10/12/2018	Graybar Electric Company Inc.	156536	100.92	Tank Mixers: THHN-10-STR-GRN-500S. Part # 88284538
10/12/2018	Graybar Electric Company Inc.	156536	143.79	Tank Mixers: Cooper B-Line SYS B22SH-120GLV Part #88035486
10/12/2018	Graybar Electric Company Inc.	156536	32.48	Tank Mixers: Cooper B-Line SYS B54SH-120GLV Part #88035486
10/12/2018	Graybar Electric Company Inc.	156536	396.59	Tank Mixers: Square D CO. H222NRB Switch Fusible. Part# 88240464
10/12/2018	Graybar Electric Company Inc.	156536	16.08	Tank Mixers: Cooper Bussman FRN-R-50 Fusetron Dual Part # 880506
10/12/2018	Graybar Electric Company Inc.	156536	283.95	Tank Mixers: MILBANK MFG U4801-XL-5T9 Part # 22069378
10/12/2018	Graybar Electric Company Inc.	156536	182.13	Tank Mixers: Square D CO. QO112L125GRB Load Center. Part #960016
10/12/2018	Graybar Electric Company Inc.	156536	27.16	Tank Mixers: Square D CO.QO250 CB 120/240V 50A/2P Part # 8824283
10/12/2018	Graybar Electric Company Inc.	156536	5.10	Tank Mixers: Square D CO. PK2MB Load Center Breaker Retaining Ki
10/12/2018	Graybar Electric Company Inc.	156536	24.78	Tank Mixers: Square D CO. PQO120 CB 120/240V 20A/10 Part # 88242
10/12/2018	Graybar Electric Company Inc.	156536	24.78	Tank Mixers: Square D CO. PQO115 CB 120/240V 20A/10 Part # 88242
10/12/2018	Graybar Electric Company Inc.	156536	13.78	Tank Mixers: THHN-6-STR-BLK-CUTTHHN/THWN-2. Part #22061694
10/12/2018	Graybar Electric Company Inc.	156536	13.78	Tank Mixers: THHN-6-STR-RED-CUTTHHN/THWN-2. Part #22061564
10/12/2018	Graybar Electric Company Inc.	156536	13.78	Tank Mixers: THHN-6-STR-WHT-CUTTHHN/THWN-2. Part #22061566
10/12/2018	Graybar Electric Company Inc.	156536	40.18	Tank Mixers: ERICO PROD 615880 GRND ROD Part # 94035117
10/12/2018	Graybar Electric Company Inc.	156536	4.08	Tank Mixers: ERICO PROD 615880 GRND ROD CLAMP SIL Part # 96083214
10/12/2018	Graybar Electric Company Inc.	156536	73.05	Tank Mixers: CONDUIT 2-GALB 2-Rigid Conduit Part # 88272878
10/12/2018	Graybar Electric Company Inc.	156536	14.39	Tank Mixers:ARLIGN IND 145 2-IN Clamp Type Part # 90095758
10/12/2018	Graybar Electric Company Inc.	156536	1.90	Tank Mixers:ARLIGN IND 2050 2-IN-COND HANGER W/BOLT Part # 9102
10/12/2018	Graybar Electric Company Inc.	156536	16.58	Tank Mixers: Burndy LLC AMS2 2-14 Dual Rated Splice. Part # 9204
10/12/2018	Heaton Corporation	156539	445.25	October janitorial services for M&O
10/12/2018	Heaton Corporation	156539	536.50	October janitorial services for WTF

**October 2018
Cash Disbursements**

<u>Date</u>	<u>Vendor</u>	<u>Check Number</u>	<u>Amount</u>	<u>Description</u>
10/12/2018	Heaton Corporation	156539	101.25	October janitorial services for WWTF
10/12/2018	Hoffman Parker Wilson & Carberry PC	156541	1,447.63	Attorney fee month ending Sept 18 split with general fund
10/12/2018	Keesen Landscape Management Inc	156544	1,590.00	WTF Mowing & Weed Control
10/12/2018	Keesen Landscape Management Inc	156544	5,040.00	WWTP Mowing & Weed Control
10/12/2018	Keesen Landscape Management Inc	156544	4,000.00	WWTP Mowing & Weed Control
10/12/2018	Kone Inc	156545	212.00	#959054492 - Monthly Service for City Hall & NRC Elevators
10/12/2018	Malavsky Brian	156549	4.58	Mileage Reimbursement
10/12/2018	Networkfleet Inc	156557	37.90	Sep GPS fee for utilities trucks
10/12/2018	Output Services Inc	156563	1,034.24	UB Printing 2018
10/12/2018	PAX Water Technologies Inc	156565	99,825.00	3 Submersible Tank Mixers per Proposal on 7/18/18 File no.P18-35
10/12/2018	Raatz William Adam	156572	1,920.00	Addendum #1 W2 will assist in the RFP bidding and evaluation
10/12/2018	Raatz William Adam	156572	2,176.00	WWTP UV Upgrades (Engineering Consultant)
10/12/2018	RTD - Regional Transportation District	156576	1,500.00	Annual Lease Agreement LM#187/Audit#180733
10/12/2018	Sequence Inc	156579	6,073.50	LIMS Needs Assessment
10/12/2018	Suez WTS Analytical Instruments Inc	156585	1,020.00	Replacement ICR Degasser. (APK-43030-02)
10/12/2018	Suez WTS Analytical Instruments Inc	156585	418.00	Acid Catridge. (APF-90310-02)
10/12/2018	Suez WTS Analytical Instruments Inc	156585	309.00	Oxidizer Cartridge. (APF-90150-02)
10/12/2018	Suez WTS Analytical Instruments Inc	156585	407.00	Resin Bed (APK-96004-01)
10/12/2018	Suez WTS Analytical Instruments Inc	156585	320.00	UV Lamp Replacement (ARK-35010-01)
10/12/2018	Suez WTS Analytical Instruments Inc	156585	137.00	Pump Diaphragm Maintenance Kit (ARK-34110)
10/12/2018	Suez WTS Analytical Instruments Inc	156585	84.00	900 Sample Pump Tubing (ATU-96200)
10/12/2018	Suez WTS Analytical Instruments Inc	156585	268.00	900 ICR Chemical Trap (ACT-00070-02)
10/12/2018	UNCC	156590	693.10	Invoice #218090649 - RTL Transmissions Through 9/30/18
10/12/2018	Xcel Energy	156598	51.53	Gas Usage
10/12/2018	Xerox Corporation	156599	18.37	Monthly Lease
10/12/2018	Xerox Corporation	156599	296.59	Monthly Lease
10/12/2018	Xerox Corporation	156599	108.63	Monthly Lease
10/12/2018	Xerox Corporation	156599	41.55	Monthly Lease
10/12/2018	Xerox Corporation	156599	68.05	Monthly Lease
10/12/2018	Xerox Corporation	156599	4.01	Monthly Lease
10/12/2018	Xerox Corporation	156599	6.77	Monthly Lease
10/12/2018	Xerox Corporation	156599	85.59	Monthly Lease
10/12/2018	Xerox Corporation	156599	0.89	Monthly Lease
10/12/2018	Xerox Corporation	156599	6.97	Monthly Lease
10/19/2018	CenturyLink QC	156607	276.40	Phones 3034522257
10/19/2018	CenturyLink QC	156607	264.74	Phones3034525419
10/19/2018	CenturyLink QC	156607	50.34	Phones3032542412
10/19/2018	CenturyLink QC	156607	164.40	Phones3032559767
10/19/2018	CenturyLink QC	156607	263.04	Phones3034570729
10/19/2018	CenturyLink QC	156607	38.17	Phones3034524263
10/19/2018	CenturyLink QC	156607	31.33	Phones 3032520397
10/19/2018	CenturyLink QC	156607	71.39	Phones 3032549657
10/19/2018	Colorado Dept of Revenue	156614	22.50	Employee withholding
10/19/2018	Colorado Dept of Revenue	156614	22.50	Employee withholding
10/19/2018	Dunbar Armored Inc	156618	308.84	Courier Services
10/19/2018	Family Support Registry	156619	275.00	Employee Withholding
10/19/2018	Vantagepoint Transfer Agent	156649	2,394.49	General Plan- Admin Allowance Fees
10/19/2018	Vonage Business Inc	156650	1,451.34	October telephone & voicemail svc - City Hall & WWTP
10/19/2018	Vonage Business Inc	156650	419.79	October telephone & voicemail svc -M&O
10/19/2018	Vonage Business Inc	156650	231.07	October telephone & voicemail svc -NRC
10/19/2018	Vonage Business Inc	156650	120.97	October telephone & voicemail svc -WTP
10/19/2018	Xcel Energy	156652	17,502.55	Gas/Electric Usage
10/19/2018	Xcel Energy	156652	201.42	Gas/Electric Usage
10/19/2018	Xcel Energy	156652	3,982.14	Gas/Electric Usage
10/26/2018	Alpha Milling	156658	2,000.00	Construction Water Meter Deposit Refund
10/26/2018	Brown and Caldwell	156662	4,999.75	Update 2014 Water Quality Assesment for WWTP Discharge Permit Ren
10/26/2018	Browns Hill Engineering & Controls Inc	156663	5,828.00	Service for set-up new iFix Redundacy system for SCADA at WTF.
10/26/2018	Chemtrade Chemicals Corporation	156668	4,209.28	10/2/18 Aluminum Sulfate 11.725 @ \$359.
10/26/2018	Colorado Analytical Lab	156671	537.00	503 Sludge Regs.
10/26/2018	Colorado Analytical Lab	156671	42.40	Cyanide Weak & Potentially Diss. Metals.
10/26/2018	Core & Main LP	156674	655.24	#1635305 - Part for Sewer & Water Tank Repair
10/26/2018	Core & Main LP	156674	746.25	#1636380 - Water Tank Repair
10/26/2018	Core & Main LP	156674	180.00	#1635305 - Part for Sewer & Water Tank Repair
10/26/2018	Core & Main LP	156674	934.24	#1662372 - Hydrant Accident Repair Fox Run Parkway
10/26/2018	Cummins Rocky Mountain Inc	156676	1,694.08	Cummins Certified Generator Annual Preventative Mainenance.
10/26/2018	Delta Dental Plan of Colo	156677	1,786.81	Ee Dental Insurance
10/26/2018	Delta Dental Plan of Colo	156677	900.74	Ee Dental Insurance
10/26/2018	DPC Industries Inc	156679	5,597.53	9/27/18 Sodium Hydroxide 4027 gal @ \$1.39

October 2018
Cash Disbursements

<u>Date</u>	<u>Vendor</u>	<u>Check Number</u>	<u>Amount</u>	<u>Description</u>
10/26/2018	Evoqua Water Technologies LLC	156682	389.55	10/11/18 Pallet of NaCl 49 bags @ \$7.95 per bag.
10/26/2018	Evoqua Water Technologies LLC	156682	13,376.53	9/21/18 Bioxide 3901 gal @ \$3.429
10/26/2018	Farmers Reservoir & Irrigation	156685	16,493.42	September 2018 Billing
10/26/2018	J & T Consulting Inc	156694	9,930.00	Terminal Reservoir Phase II
10/26/2018	J & T Consulting Inc	156694	2,032.50	Develop Plans for the Replacement of the headgate on the Farmers
10/26/2018	J & T Consulting Inc	156694	2,640.00	Develop Plans for the Replacement of the headgate on the Farmers
10/26/2018	J & T Consulting Inc	156694	10,420.00	CIP - WTP Clarifier Rehabilitation
10/26/2018	J & T Consulting Inc	156694	4,625.00	Documnet Relive Progress Meeting (JFM)
10/26/2018	Kaiser Permanente	156695	33,184.90	Ee Health Insurance
10/26/2018	Kaiser Permanente	156695	298.57	Retiree Health Insurance
10/26/2018	Kaiser Permanente	156695	17,289.62	Ee Health Insurance
10/26/2018	Korf Continental	156697	54,158.00	2018 Ford F350 4x4 Ext. Cab Pickup Per Colorado Price Agreeeme
10/26/2018	Mallory Safety and Supplu LLC	156699	574.32	PPE: H2S Mask Fliter Cartridges HONNO-7583P100L North/OV/AG/HTP
10/26/2018	Mallory Safety and Supplu LLC	156699	717.30	PPE: H2S Mask Fliter Cartridges #MCOM-609230 CART OV AG P100 2/P
10/26/2018	Mallory Safety and Supplu LLC	156699	81.32	Nitrile Glove PF Black Exam DM_GLDNBK53E-XL
10/26/2018	Mallory Safety and Supplu LLC	156699	81.32	Nitrile Glove PF Black Exam DM_GLDNBK53F-LG
10/26/2018	MUNNS ROBERT	156701	29.86	Refund Check
10/26/2018	Nalco Company	156703	6,747.30	10/2/18 CAT_FLOC 4590 lbs @ \$1.47 per lbs
10/26/2018	Petty Cash-Finance	156707	22.77	Office Supplies
10/26/2018	Petty Cash-Finance	156707	37.00	Expense Reimbursement
10/26/2018	Petty Cash-Finance	156707	6.00	Mailbox keys
10/26/2018	RCSolar-Arvada LLC	156710	4,760.57	Solar Subscription
10/26/2018	RCSolar-Arvada LLC	156710	1,188.70	Solar Subscription
10/26/2018	Reliance Electric	156711	685.88	Overpaymnt by prior ten less \$10 fee
10/26/2018	Resource Central	156712	178.50	September 2018 Audits
10/26/2018	Resource Central	156712	357.00	August 2018 Audits
10/26/2018	Rocky Mountain Excavating	156714	438.46	Construction Water Meter Deposit Refund - Fee For Stolen Meter
10/26/2018	The Lincoln National Life Ins Co	156720	1,215.77	Life and LTD
10/26/2018	The Lincoln National Life Ins Co	156720	465.73	Additional Life Insurance
10/26/2018	The Lincoln National Life Ins Co	156720	530.53	Life and LTD Insurance
10/26/2018	The Lincoln National Life Ins Co	156720	122.45	Additional Life Insurance
10/26/2018	TZA Water Engineers Inc	156721	5,457.98	Professional Services from August 26 - September 22, 2018
10/26/2018	Universal Tractor Co	156722	410.00	Replaced Missing Bolts & Adjusted Throttle Cable.
Stormwater Fund				
10/12/2018	Ace Equipment & Supply	156489	1,900.00	Brooms and runner for sweepers
10/12/2018	Acre Pam	156490	240.45	Mileage Reimbursement for CASFM Conference
10/12/2018	Xerox Corporation	156599	23.51	Monthly Lease
10/26/2018	Delta Dental Plan of Colo	156677	146.69	Ee Dental Insurance
10/26/2018	Kaiser Permanente	156695	446.46	Ee Health Insurance
10/26/2018	The Lincoln National Life Ins Co	156720	36.23	Life and LTD Insurance
Sanitation Fund				
10/12/2018	BFI Waste Systems of North America	156499	8,549.58	Sep 16-30 landfill fee for residential trash disposal
10/12/2018	Networkfleet Inc	156557	132.65	September GPS fee for trash trucks
10/12/2018	Toter Inc	156588	11,934.73	96g EVRII Universal/nestable cart. Green body w/green lid
10/12/2018	Toter Inc	156588	5,524.88	96g EVRII Universal/nestable cart. Green body w/blue lid
10/12/2018	Toter Inc	156588	153.00	Trash cart axles 22" x 5/8"
10/12/2018	Xerox Corporation	156599	4.72	Monthly Lease
10/19/2018	Colorado Occupational Medicine Physicians	156615	340.00	DOT Exams
10/19/2018	Xcel Energy	156652	210.63	Gas/Electric Usage
10/26/2018	BFI Waste Systems of North America	156661	7,677.23	Oct 1-15 landfill fee for residential trash disposal
10/26/2018	Delta Dental Plan of Colo	156677	655.21	Ee Dental Insurance
10/26/2018	Kaiser Permanente	156695	12,238.81	Ee Health Insurance
10/26/2018	Rhinehart Oil Co Inc	156713	669.81	Diesel exhaust fluid
10/26/2018	The Lincoln National Life Ins Co	156720	281.99	Life and LTD Insurance
10/26/2018	The Lincoln National Life Ins Co	156720	293.53	Additional Life Insurance
10/26/2018	WM Recycle America LLC	156723	2,816.35	Sept \$22.40/ton fee for residential recycling
Grand Total			\$ 2,214,967.30	

CITY OF NORTHGLENN
MAYOR / CITY COUNCIL
2018 OPERATING EXPENDITURES

DATE	TYPE	VENDOR	TOTAL	Council Wide	COUNCILPERSON								Comment	
					Mayor									
					Dodge	Sauers	Leighty	Downing	Brown B	Whitman	Mullica	Esquibel	Willford	
General Fund 10														
61100 Professional Services														
02/08/18	Check	Hoffmann, Parker, Wilson, & Carberry	22,602.10	22,602.10										City Attorney Fee for January 2018
02/08/18	Check	Hoffmann, Parker, Wilson, & Carberry	3,000.00	3,000.00										Prosecuting Attorney for January 2018
02/28/18	Check	Murray Dahl Kuchenmeister & Renaud	3,300.00	3,300.00										Lobbying Services
03/06/18	Check	i3 Integration	7,000.00	7,000.00										Facilitators for 2018 City Council retreat
03/07/18	Check	Hoffmann, Parker, Wilson, & Carberry	14,314.96	14,314.96										City Attorney Fee for February 2018
03/07/18	Check	Hoffmann, Parker, Wilson, & Carberry	3,000.00	3,000.00										Prosecuting Attorney for February 2018
03/13/18	Check	Murray Dahl Kuchenmeister & Renaud	3,300.00	3,300.00										Lobbying Services
04/09/18	Check	Hoffmann, Parker, Wilson, & Carberry	13,651.51	13,651.51										City Attorney Fee for March 2018
04/09/18	Check	Hoffmann, Parker, Wilson, & Carberry	3,000.00	3,000.00										Prosecuting Attorney for March 2018
04/10/18	Check	Murray Dahl Kuchenmeister & Renaud	3,300.00	3,300.00										Lobbying Services
05/07/18	Check	Hoffmann, Parker, Wilson, & Carberry	12,209.14	12,209.14										City Attorney Fee for April 2018
05/07/18	Check	Hoffmann, Parker, Wilson, & Carberry	3,000.00	3,000.00										Prosecuting Attorney for April 2018
05/08/18	Check	Murray Dahl Kuchenmeister & Renaud	3,300.00	3,300.00										Lobbying Services
06/08/18	Check	Hoffmann, Parker, Wilson, & Carberry	10,434.00	10,434.00										City Attorney Fee for May 2018
06/08/18	Check	Hoffmann, Parker, Wilson, & Carberry	3,000.00	3,000.00										Prosecuting Attorney for May 2018
06/08/18	Check	Murray Dahl Kuchenmeister & Renaud	3,300.00	3,300.00										Lobbying Services
07/10/18	Check	Murray Dahl Kuchenmeister & Renaud	3,300.00	3,300.00										Lobbying Services
07/13/18	Check	Hoffmann, Parker, Wilson, & Carberry	16,168.80	16,168.80										City Attorney Fee for June 2018
07/13/18	Check	Hoffmann, Parker, Wilson, & Carberry	3,000.00	3,000.00										Prosecuting Attorney for June 2018
08/07/18	Check	Murray Dahl Kuchenmeister & Renaud	3,300.00	3,300.00										Lobbying Services
08/13/18	Check	Hoffmann, Parker, Wilson, & Carberry	13,963.89	13,963.89										City Attorney Fee for July 2018
08/13/18	Check	Hoffmann, Parker, Wilson, & Carberry	3,000.00	3,000.00										Prosecuting Attorney for July 2018
09/12/18	Check	Murray Dahl Kuchenmeister & Renaud	3,300.00	3,300.00										Lobbying Services
09/12/18	Check	Hoffmann, Parker, Wilson, & Carberry	9,937.45	9,937.45										City Attorney Fee for August 2018
09/12/18	Check	Hoffmann, Parker, Wilson, & Carberry	3,000.00	3,000.00										Prosecuting Attorney for August 2018
10/04/18	Check	Hoffmann, Parker, Wilson, & Carberry	6,586.39	6,586.39										City Attorney Fee for September 2018
10/04/18	Check	Hoffmann, Parker, Wilson, & Carberry	3,000.00	3,000.00										Prosecuting Attorney for September 2018
10/08/18	Check	Murray Dahl Kuchenmeister & Renaud	3,300.00	3,300.00										Lobbying Services
Total Professional Services														
		Actual	183,568.24	183,568.24	-	-	-	-	-	-	-	-	-	-
		Budget	280,000.00	280,000.00	-	-	-	-	-	-	-	-	-	-
		Variance	96,431.76	96,431.76	-	-	-	-	-	-	-	-	-	-
61500 Communication Services														
01/04/18	Check	Scudder Press	344.51	344.51										Legislative Policy Guides
01/31/18	Pcard	Uspis	49.00	49.00										Postage stamps
02/01/18	Check	Scudder Press	624.97									312.48	312.49	Ward 4 Community meeting postcards
03/31/18	Pcard	Scudder Press	542.87			271.44	271.43							Ward 1 Community meeting postcards
04/30/18	Pcard	Scudder Press	668.33					334.17	334.16					Ward 2 Community meeting postcards
06/30/18	Pcard	Scudder Press	1,091.18									545.59	545.59	Ward 4 Community meeting postcards
09/12/18	Check	Scudder Press	1,106.00							553.00	553.00			Ward 3 Community meeting postcards
10/26/18	Check	Scudder Press	608.44							304.22	304.22			Ward 3 Community meeting postcards
10/31/18	Pcard	Scudder Press	697.47			348.74	348.73							Ward 1 Community meeting postcards
10/31/18	Pcard	Div of Central Services	32.64					32.64						Letters to businesses Noel Northglenn Reading Rudolph
Total Communication Services														
		Actual	5,765.41	393.51	-	620.18	620.16	366.81	334.16	857.22	857.22	858.07	858.08	
		Budget	20,100.00	20,100.00	-	-	-	-	-	-	-	-	-	
		Variance	14,334.59	19,706.49	-	(620.18)	(620.16)	(366.81)	(334.16)	(857.22)	(857.22)	(858.07)	(858.08)	
61600 Training/Registration														
01/31/18	Pcard	Frontier Airlines	941.20								470.60		470.60	NLC Spring Conference - airfare
01/31/18	Pcard	Colorado Municipal League	110.00				110.00							CML 2018 Legislative Workshop registration
01/31/18	Pcard	National League of Cities	970.00										970.00	NLC Spring Conference - registration
01/31/18	Pcard	Hotels.com	1,342.28								671.14		671.14	NLC Spring Conference - lodging
01/31/18	Pcard	National League of Cities	1,160.00								1,160.00			NLC Spring Conference - registration
01/31/18	Pcard	Colorado Municipal League	110.00		110.00									CML 2018 Legislative Workshop registration
01/31/18	Pcard	Metro North Chamber of Commerce	35.00		35.00									MNCC Economic Forecast breakfast
01/31/18	Pcard	Colorado Municipal League	110.00								110.00			CML 2018 Legislative Workshop registration
02/15/18	Check	Julie Duran Mullica	250.00								250.00			NLC Spring Conference
02/15/18	Check	Jenny Willford	250.00										250.00	NLC Spring Conference
02/28/18	Pcard	Colorado Municipal League	85.00								85.00			Effective Governance for Municipal Officials registration

CITY OF NORTHGLENN
MAYOR / CITY COUNCIL
2018 OPERATING EXPENDITURES

DATE	TYPE	VENDOR	TOTAL	COUNCILPERSON										Comment			
				Council Wide	Mayor												
					Dodge	Sauers	Leighty	Downing	Brown B	Whitman	Mullica	Esquibel	Willford				
02/28/18	Pcard	Metro North Chamber of Commerce	35.00						35.00								MNCC Economic Forecast breakfast meeting
02/28/18	Pcard	Marriott Vail Mountain	199.84					199.84									CML Conference - lodging deposit
02/28/18	Pcard	Marriott Vail Mountain	199.84								199.84						CML Conference - lodging deposit
02/28/18	Pcard	Marriott Vail Mountain	199.84											199.84			CML Conference - lodging deposit
02/28/18	Pcard	Marriott Vail Mountain	199.84							199.84							CML Conference - lodging deposit
02/28/18	Pcard	Marriott Vail Mountain	199.84														CML Conference - lodging deposit
02/28/18	Pcard	Marriott Vail Mountain	199.84														CML Conference - lodging deposit
02/28/18	Pcard	Marriott Vail Mountain	199.84														CML Conference - lodging deposit
02/28/18	Pcard	Colorado Municipal League	299.00									299.00					CML Conference Registration
02/28/18	Pcard	Colorado Municipal League	466.00														CML Conference Registration
02/28/18	Pcard	Colorado Municipal League	466.00						466.00								CML Conference Registration
02/28/18	Pcard	Colorado Municipal League	269.00							269.00							CML Conference Registration
02/28/18	Pcard	Colorado Municipal League	427.00										427.00				CML Conference Registration
03/31/18	Pcard	People for the American	300.00														Young Elected Officials Conference
03/31/18	Pcard	Colorado Municipal League	285.00													285.00	CML Conference Registration
03/31/18	Pcard	Sq* Taxi	40.00			40.00											NLC Conference - Washington DC
03/31/18	Pcard	Sq* Taxi	39.15			39.15											NLC Conference - Washington DC
03/31/18	Pcard	Sq* Taxi	26.00			26.00											NLC Conference - Washington DC
03/31/18	Pcard	Marriott Wardman Parking	1,057.87			1,057.87											NLC Conference - Washington DC
04/10/18	Check	Reimburse Dodge expenses	(1,163.02)			(1,163.02)											NLC Reimbursement for Mayor Dodge from CML
04/30/18	Pcard	Colorado Municipal League	789.00					372.00	417.00								CML Conference Registration
04/30/18	Pcard	PayPal	150.00					150.00									2018 LaRaza Gala/Dinner registration
05/21/18	Check	Julie Duran Mullica	(250.00)									(250.00)					NLC per diem never used
05/31/18	Pcard	US Conference of Mayors	875.00			875.00											US Conference of Mayors conference
05/31/18	Pcard	National League of Cities	1,005.00					545.00	460.00								NLC Conference - Los Angeles
05/31/18	Pcard	National League of Cities	800.00														NLC Conference - Los Angeles
05/31/18	Pcard	Dpac Garage	10.00			10.00											Prayer Day breakfast parking
06/07/18	Check	Joyce Downing	200.00														CML Conference
06/22/18	Check	Reimburse Whitman expenses	(50.00)														Cancellation conference registration fee
06/30/18	Pcard	AIPAC	199.00					199.00									Young Elected Officials Conference
06/30/18	Pcard	CASA Adams	60.00					30.00									CASA Indulge event
06/30/18	Pcard	Marriott Vail Mountain	(17.84)					(17.84)									CML Conference lodging tax reimbursement
06/30/18	Pcard	Marriott Vail Mountain	(17.84)														CML Conference lodging tax reimbursement
06/30/18	Pcard	Marriott Vail Mountain	164.16														CML Conference lodging
06/30/18	Pcard	Marriott Vail Mountain	346.16						346.16								CML Conference lodging
06/30/18	Pcard	Marriott Vail Mountain	433.16														CML Conference lodging
06/30/18	Pcard	Marriott Vail Mountain	352.59														CML Conference lodging
06/30/18	Pcard	Marriott Vail Mountain	392.18						352.59								CML Conference lodging
06/30/18	Pcard	Marriott Vail Mountain	347.24														CML Conference lodging
06/30/18	Pcard	Colorado Municipal League	(219.00)														Refund CML Conference registration
07/31/18	Pcard	Swa*earlybrd	15.00						15.00								NLC Conference Los Angeles - airfare
07/31/18	Pcard	Swa*earlybrd	15.00						15.00								NLC Conference Los Angeles - airfare
07/31/18	Pcard	Southwest	15.00						15.00								NLC Conference Los Angeles - airfare
07/31/18	Pcard	Swa*earlybrd	245.96						245.96								NLC Conference Los Angeles - airfare
07/31/18	Pcard	Swa*earlybrd	15.00						15.00								NLC Conference Los Angeles - airfare
07/31/18	Pcard	Southwest	245.96						245.96								NLC Conference Los Angeles - airfare
07/31/18	Pcard	Swa*earlybrd	15.00														Young Elected Officials Conference - Seattle
07/31/18	Pcard	Swa*earlybrd	15.00														Young Elected Officials Conference - Seattle
07/31/18	Pcard	Southwest	561.96														Young Elected Officials Conference - Seattle
08/31/18	Pcard	Colorado Municipal League	85.00			85.00											CML 2018 Mayors Summit
10/31/18	Pcard	Leadership Program of the Rockies	2,150.00					2,150.00									Leadership Program of the Rockies
10/31/18	Pcard	Swa*earlybrd	20.00														NLC Conference Los Angeles - airfare
10/31/18	Pcard	Swa*earlybrd	20.00														NLC Conference Los Angeles - airfare
10/31/18	Pcard	Southwest	228.97														NLC Conference Los Angeles - airfare
10/31/18	Pcard	Frontier Airlines	283.40														NLC Conference Los Angeles - airfare
10/31/18	Pcard	Hertz	302.82														NLC Conference City Summit - rental car
10/31/18	Pcard	National League of Cities	40.00														NLC Conference registration for City Summit
Total Training/Registration																	
		Actual	19,352.08	-		1,115.00	3,928.00	2,151.79	2,708.92	1,018.43	182.00	3,342.82	1,019.02	3,886.10			
		Budget	40,500.00	-		4,500.00	4,500.00	4,500.00	4,500.00	4,500.00	4,500.00	4,500.00	4,500.00	4,500.00			
		Variance	21,147.92	-		3,385.00	572.00	2,348.21	1,791.08	3,481.57	4,318.00	1,157.18	3,480.98	613.90			

CITY OF NORTHGLENN
MAYOR / CITY COUNCIL
2018 OPERATING EXPENDITURES

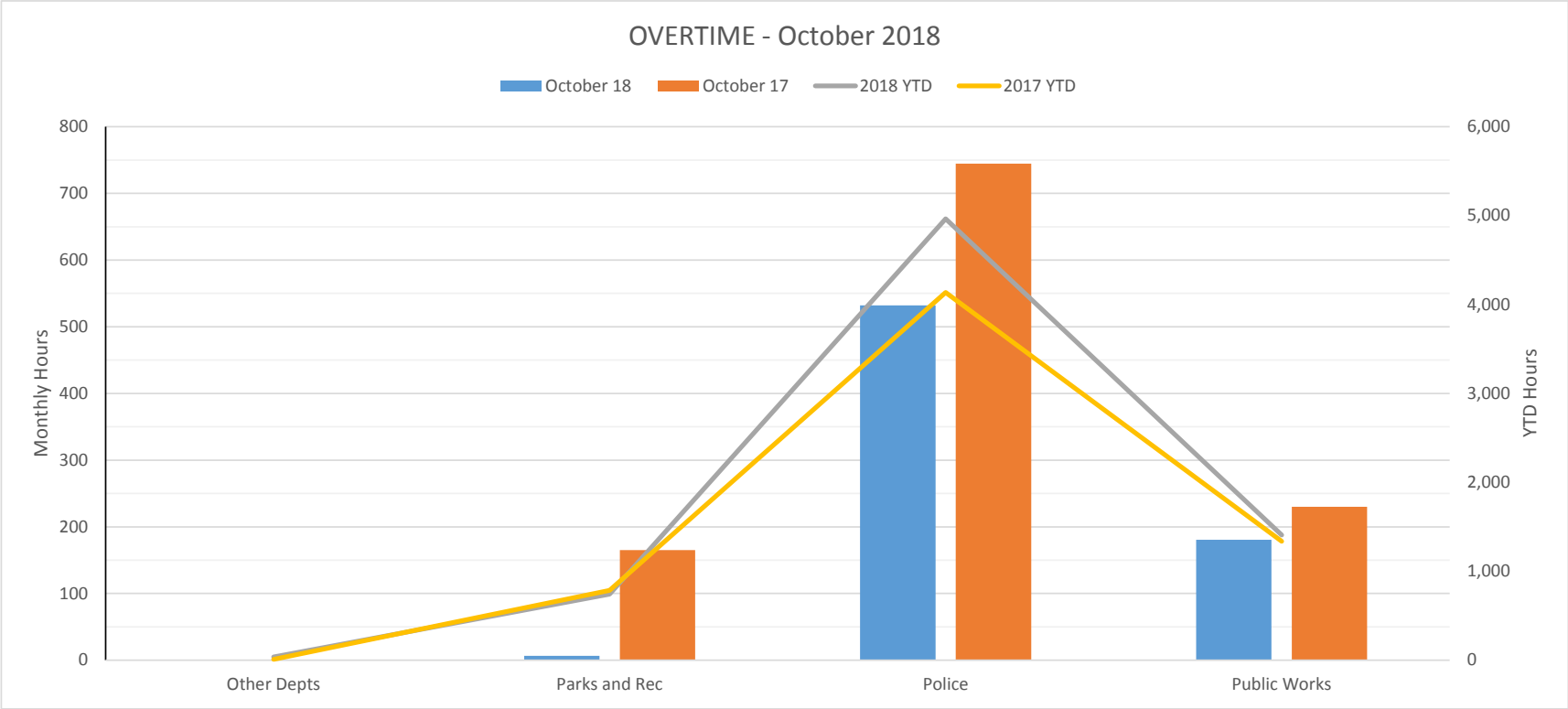
DATE	TYPE	VENDOR	TOTAL	Council Wide	COUNCILPERSON								Comment		
					Mayor										
					Dodge	Sauers	Leighty	Downing	Brown B	Whitman	Mullica	Esquibel	Willford		
62100 Office Supplies															
01/31/18	Pcard	OfficeMax	39.34	39.34											Supplies for 2018 City Council Retreat
06/30/18	Pcard	OfficeDepot	4.30	4.30											Folders to put travel information in
06/30/18	Pcard	OfficeDepot	10.04	10.04											Folders to put travel information in
Total Office Supplies															
Actual			53.68	53.68	-	-	-	-	-	-	-	-	-	-	
Budget			200.00	200.00	-	-	-	-	-	-	-	-	-	-	
Variance			146.32	146.32	-	-	-	-	-	-	-	-	-	-	
62300 Operating Supplies															
01/04/18	Check	Absolute Graphics	157.83								157.83				New logo apparel
01/31/18	Pcard	Ds Services	35.90	35.90											Water for general meeting use
01/31/18	Pcard	Facility Operations	120.00									60.00	60.00		Ward 4 Community meeting
01/31/18	Pcard	Hearttoheartsympathygive	59.99	59.99											Chime to the Downing family
01/31/18	Pcard	Wal-Mart	16.67	16.67											City Council snacks meeting on 1/22/18
01/31/18	Pcard	Bravos Italian Restaurant	471.65	471.65											2018 City Council Retreat - lunch
01/31/18	Pcard	Office Depot	39.34												2018 City Council Retreat supplies
01/31/18	Pcard	Office Depot	63.16	63.16											2018 City Council Retreat supplies
02/08/18	Check	CPAAAN	250.00	50.00		50.00	50.00	50.00			50.00				Annual award banquet for Police Department
02/15/18	Check	MiDo Printing	79.72			39.86		39.86							New business cards
02/16/18	Check	Absolute Graphics	32.82												New logo apparel
02/19/18	Check	Absolute Graphics	82.34	82.34											New logo apparel
02/28/18	Pcard	Santiago's Mexican Restaurant	45.00	45.00											2018 City Council Retreat - breakfast
02/28/18	Pcard	Safeway	125.55	125.55											2018 City Council Retreat - supplies
02/28/18	Pcard	Safeway	81.44	81.44											2018 City Council Retreat - coffee
02/28/18	Pcard	Wal-Mart	98.86	98.86											Meeting snacks
02/28/18	Pcard	Ds Services	31.88	31.88											Water general meeting use
02/28/18	Pcard	Wal-Mart	21.92	21.92											Meeting snacks
02/28/18	Pcard	Cinzettis:plaza Catering	300.00	50.00	25.00		50.00		50.00	25.00	25.00	50.00	25.00		ADCOG Dinner meeting - Northglenn host city
02/28/18	Pcard	Jnn Northglenn	327.46	327.46											2018 City Council Retreat - Friday night team building
03/01/18	Check	Petty Cash-City Manager	10.35	10.35											Fruit/snacks meeting on 1/8/18
03/01/18	Check	Petty Cash-City Manager	54.00					54.00							Parking charges - Historic Conference
03/31/18	Pcard	Artistic Flowers	125.00	125.00											Flowers to the family of Walt Stonehocker
03/31/18	Pcard	Wal-Mart	6.51	6.51											Fruit/snacks meeting on 3/5/18
03/31/18	Pcard	Wal-Mart	19.16	19.16											Study session snacks
03/31/18	Pcard	Creative Awards	28.17							28.17					Name badges
03/31/18	Pcard	Ds Services	33.97	33.97											Water general meeting use
03/31/18	Pcard	Walgreens	38.34	38.34											Easter candy for CC, CM, CA, CC meeting on 3/26/18
03/31/18	Pcard	Wal-Mart	55.63	55.63											Easter candy for CC, CM, CA, CC meeting on 3/26/18
03/31/18	Pcard	Artistic Flowers	125.00	125.00											Get Well - Mayor Steve Hogan
03/31/18	Pcard	Atlanta Bread	123.70		123.70										Coffee with the Mayor Saturday edition
04/30/18	Pcard	Adams Broomfield Bar Association	40.00					20.00				20.00			Law Day Breakfast event
04/30/18	Pcard	Eb Adams County Excel	100.00		100.00										Adams Count Excellence Awards luncheon
04/30/18	Pcard	Wal-Mart	27.23	27.23											Snacks/fruit city council meeting on 4/9/18
04/30/18	Pcard	Ds Services	40.00	40.00											Water for general meeting use
04/30/18	Pcard	OfficeMax	10.36	10.36											Batteries for microphone/speaker
04/30/18	Pcard	Wal-Mart	33.29	33.29											City Council meeting snacks
04/30/18	Pcard	Safeway	20.43					10.21	10.22						Ward 2 Community meeting snacks
04/30/18	Pcard	Colorado Municipal League	97.00	97.00											Steve Austin Hero Award General Lunch at CML
04/30/18	Pcard	The Glenn Bar & Grill	89.56		44.78	44.78									Ward 1 Community meeting snacks
05/31/18	Pcard	Artistic Flowers	125.00	125.00											Flowers to the family of Leslie Carrico
05/31/18	Pcard	Costco	298.47	298.47											Candy for Memorial Day Parade
05/31/18	Pcard	Ds Services	67.89	67.89											Water for general meeting use
05/31/18	Pcard	Wal-Mart	22.75	22.75											Meeting snacks
05/31/18	Pcard	PayPal	100.00	100.00											Donation in lieu of flowers - Mayor Stephen Hogan
05/31/18	Pcard	Target	50.72	50.72											Meeting snacks
06/07/18	Check	Petty Cash-finance	25.00									12.50	12.50		Room charge for Ward 4 community meeting
06/07/18	Check	Petty Cash-finance	30.88	30.88											City Council meeting snacks
06/30/18	Pcard	Wal-Mart	14.77	14.77											Meeting snacks for meeting on 6/11/18
06/30/18	Pcard	Ds Services	28.50	28.50											Water for general meeting use
06/30/18	Pcard	Wal-Mart	7.37	7.37											Meeting snacks for meeting on 6/18/18
06/30/18	Pcard	Wal-Mart	16.42	16.42											Meeting snacks for meeting on 6/25/18
06/30/18	Pcard	Safeway	17.48									8.74	8.74		Dry Ice to keep ice cream cold Ward 4 meeting

CITY OF NORTHGLENN
MAYOR / CITY COUNCIL
2018 OPERATING EXPENDITURES

DATE	TYPE	VENDOR	TOTAL	Council Wide	COUNCILPERSON										Comment	
					Mayor	Sauers	Leighty	Downing	Brown B	Whitman	Mullica	Esquibel	Willford			
06/30/18	Pcard	Atlanta Bread	55.48		55.48											Pastries for Mingle with the Mayor
06/30/18	Pcard	Longhorn	32.06		32.06											Lunch meeting
06/30/18	Pcard	Costco	47.97								23.99	23.98				Ice cream for Ward 4 Community meeting
07/31/18	Pcard	Ds Services	36.60	36.60												Water general meeting use
07/31/18	Pcard	Wal-Mart	22.66		22.66											Fruit for council meeting on 7/9/18
07/31/18	Pcard	Walgreens	20.00	20.00												Meeting snacks
07/31/18	Pcard	Artistic Flowers	125.00	125.00												Flowers to the family of Sue May
07/31/18	Pcard	Wal-Mart	11.67	11.67												Fruit for city council meeting on 7/23/18
08/31/18	Check	Absolute Graphics	84.82		84.82											New logo apparel
08/31/18	Check	Absolute Graphics	31.70								31.70					New logo apparel
08/31/18	Pcard	Ds Services	34.55	34.55												Water for general meeting use
08/31/18	Pcard	Walgreens	25.04	25.04												Meeting snacks
08/31/18	Pcard	Wal-Mart	12.91	12.91												Fruit for meeting on 8/6/18
08/31/18	Pcard	Facility Operations	25.00								12.50	12.50				Ward 4 Community meeting room use fee
08/31/18	Pcard	Facility Operations	120.00								60.00	60.00				Ward 4 Community meeting room use fee
08/31/18	Pcard	Wal-Mart	93.10		93.10											Food and supplies for Mingle with the Mayor on 8/14/18
08/31/18	Pcard	Tlf'debbees Garden Flora	125.00	125.00												Flowers to the family of Mayor Carol Dodge
08/31/18	Pcard	Target	43.06	43.06												Meeting snacks
08/31/18	Pcard	Mountain Man	33.55	33.55												Thank you to Rob Webber for Acting City Manager duties
08/31/18	Pcard	Wal-Mart	60.69	60.69												Meeting snacks
08/31/18	Pcard	Ds Services	69.09	69.09												Water general meeting use
08/31/18	Pcard	Snooze an AM Eatery	32.40		32.40											Breakfast meeting
09/12/18	Check	Morgan Awards	2,014.34	2,014.34												City logo swag
09/24/18	Check	Absolute Graphics	15.85					15.85								Logo apparel
09/24/18	Check	Absolute Graphics	83.60		36.05				15.85		31.70					Logo apparel
09/30/18	Pcard	Safeway	8.43	8.43												Fruit council meeting on 9/10/18
09/30/18	Pcard	Safeway	5.97	5.97												Fruit council meeting on 9/17/18
09/30/18	Pcard	Facility Operations	54.00								27.00	27.00				Ward 4 community meeting room use fee
09/30/18	Pcard	Black Eyed Pea	550.29	550.29												ADCOG Executive Committee breakfast meeting
09/30/18	Pcard	Wal-Mart	28.89	28.89												Fruit and snacks council meeting on 9/24/18
09/30/18	Pcard	Ds Services	34.53	34.53												Water general meeting use
10/31/18	Pcard	Scudder Press	36.00	36.00												Updated goals and objectives poster for council mail room
10/31/18	Pcard	Wal-Mart	5.95	5.95												Fruit for meeting on 10/8/18
10/31/18	Pcard	Wal-Mart	12.70	12.70												Fruit and snacks council meeting on 10/15/18
10/31/18	Pcard	Wal-Mart	4.87	4.87												Fruit for meeting on 10/22/18
10/31/18	Pcard	Ds Services	40.00	40.00												Water general meeting use
Total Operating Supplies																
		Actual	8,362.25	6,347.56	627.39	134.64	160.99	174.07	76.07	40.85	232.83	338.13	229.72			
		<i>Budget</i>	<i>12,000.00</i>		<i>1,333.33</i>	<i>1,333.33</i>	<i>1,333.33</i>	<i>1,333.33</i>	<i>1,333.33</i>	<i>1,333.33</i>	<i>1,333.33</i>	<i>1,333.33</i>	<i>1,333.33</i>	<i>1,333.36</i>		
		<i>Variance</i>	<i>3,637.75</i>	<i>(6,347.56)</i>	<i>705.94</i>	<i>1,198.69</i>	<i>1,172.34</i>	<i>1,159.26</i>	<i>1,257.26</i>	<i>1,292.48</i>	<i>1,100.50</i>	<i>995.20</i>	<i>1,103.64</i>			
68100 Dues/Fees																
01/04/18	Check	Adams County Education Consortium	850.00	850.00												Annual membership dues
01/04/18	Check	Colorado Municipal League	20,659.00	20,659.00												Annual membership dues
01/11/18	Check	Civic Results	3,112.40	3,112.40												Annual membership dues
01/18/18	Check	Denver Regional Council of Governments	3,600.00	3,600.00												Annual membership dues
02/14/18	Check	City of Westminster	1,200.00	1,200.00												NATA Dues
02/15/18	Check	Regional Air Quality Council	2,000.00	2,000.00												Annual membership dues
02/22/18	Check	Adams County Economic Development	11,357.00	11,357.00												Annual membership dues
03/02/18	Check	Dues Rebate Co Municipal League	(826.36)	(826.36)												Annual rebate from CML
04/03/18	Check	Adams County Finance Dept.	8,150.00	8,150.00												Annual A-lift membership dues
04/03/18	Check	Adams County Finance Dept.	4,584.38	4,584.38												Annual A-lift membership dues
05/31/18	Pcard	US Conference of Mayors	3,489.00	3,489.00												Annual membership dues
06/12/18	Check	Metro North Chamber of Commerce	10,000.00	10,000.00												Annual membership dues
06/14/18	Check	Denver Regional Council of Governments	3,600.00	3,600.00												Annual membership dues
10/31/18	Check	National League of Cities	3,258.00	3,258.00												Annual membership dues
Total Dues/Fees																
		Actual	75,033.42	75,033.42	-	-	-	-	-	-	-	-	-	-	-	-
		<i>Budget</i>	<i>72,000.00</i>		-	-	-	-	-	-	-	-	-	-	-	-
		<i>Variance</i>	<i>(3,033.42)</i>	<i>(3,033.42)</i>	-	-	-	-	-	-	-	-	-	-	-	-
68200 Grants/Donations																
01/31/18	Pcard	Ralston House Annual Dinner	1,250.00	1,250.00												Annual Ralston House Dinner
02/28/18	Pcard	Council OAF Sponsorship	380.00	380.00												ACCESS House Gala

CITY OF NORTHGLENN
MAYOR / CITY COUNCIL
2018 OPERATING EXPENDITURES

DATE	TYPE	VENDOR	TOTAL	Council Wide	COUNCILPERSON								Comment	
					Mayor									
					Dodge	Sauers	Leighty	Downing	Brown B	Whitman	Mullica	Esquibel		Willford
03/01/18	Check	Northglenn Historic Preservation	5,000.00	5,000.00									Annual Contribution to Historic Preservation	
03/31/18	Pcard	Adams County Education Consortium	250.00	250.00									Backpacks to Briefcase	
03/31/18	Pcard	Ralston House	250.00	250.00									2018 Pinwheel Garden	
04/03/18	Check	The Senior Hub	30.00	30.00									Volunteer Appreciation Senior Hub Flowers	
04/30/18	Check	Northglenn Arts and Humanities	77,810.00	77,810.00									Annual Per Capita Funding	
04/30/18	Pcard	School District 12 Education	1,250.00	1,250.00									Annual Gala	
04/30/18	Pcard	Foodforhope	524.80	524.80									Annual Gala	
04/30/18	Pcard	Almost Home Inc.	500.00	500.00									Annual Gala	
06/14/18	Check	Smart Commute Metro North	500.00	500.00									OAF Funding	
08/27/18	Check	Immaculate Heart of Mary	5,000.00	5,000.00									OAF Funding	
08/27/18	Check	The Senior Hub	5,000.00	5,000.00									OAF Funding	
08/27/18	Check	Foodforhope	2,500.00	2,500.00									OAF Funding	
08/27/18	Check	Almost Home Inc.	1,250.00	1,250.00									OAF Funding	
08/27/18	Check	Growing Home Inc.	1,250.00	1,250.00									OAF Funding	
10/31/18	Pcard	Adams County Education Consortium	530.00	530.00									OAF Funding	
Total Grant/Donations														
		Actual	103,274.80	103,274.80	-	-	-	-	-	-	-	-		
		Budget	113,905.00	113,905.00	-	-	-	-	-	-	-	-		
		Variance	10,630.20	10,630.20	-	-	-	-	-	-	-	-		
68900 Contingency														
		Total Contingency												
		Actual	-	-	-	-	-	-	-	-	-	-		
		Budget	100,000.00	100,000.00	-	-	-	-	-	-	-	-		
		Variance	100,000.00	100,000.00	-	-	-	-	-	-	-	-		
General Fund 10 Totals														
		Actual	395,409.88	368,671.21	1,742.39	4,682.82	2,932.94	3,249.80	1,428.66	1,080.07	4,432.87	2,215.22	4,973.90	
		Budget	638,705.00	586,205.00	5,833.33	5,833.33	5,833.33	5,833.33	5,833.33	5,833.33	5,833.33	5,833.33	5,833.36	
		Variance	243,295.12	217,533.79	4,090.94	1,150.51	2,900.39	2,583.53	4,404.67	4,753.26	1,400.46	3,618.11	859.46	
Water & Wastewater Fund 50														
61100 Professional Services														
03/07/18	Check	Hoffmann, Parker, Wilson, & Carberry	610.50	610.50										City Attorney Fee for February 2018
04/09/18	Check	Hoffmann, Parker, Wilson, & Carberry	786.25	786.25										City Attorney Fee for March 2018
09/12/18	Check	Hoffmann, Parker, Wilson, & Carberry	3,234.45	3,234.45										City Attorney Fee for August 2018
10/04/18	Check	Hoffmann, Parker, Wilson, & Carberry	1,447.63	1,447.63										City Attorney Fee for September 2018
Total Professional Services														
		Actual	6,078.83	6,078.83	-	-	-	-	-	-	-	-	-	
		Budget	60,000.00	60,000.00	-	-	-	-	-	-	-	-	-	
		Variance	53,921.17	53,921.17	-	-	-	-	-	-	-	-	-	
Water & Wastewater Fund 50 Totals														
		Actual	6,078.83	6,078.83	-	-	-	-	-	-	-	-	-	
		Budget	60,000.00	60,000.00	-	-	-	-	-	-	-	-	-	
		Variance	53,921.17	53,921.17	-	-	-	-	-	-	-	-	-	



Project Description	2018 Adopted Budget	YTD October 2018 Actuals		2019 Estimate	2020 Estimate	2021 Estimate	2022 Estimate	5-Year Total	Funding Source
		YTD Expenditures	Amount Remaining						
CONSERVATION TRUST FUND									
Greenway Trail Replacement	\$ 350,000	\$ 123,863	\$ 226,137	\$ 50,000	\$ 200,000	\$ 50,000	\$ 50,000	\$ 700,000	CTF
Sensory Playground Repair	-	-	-		250,000			250,000	CTF
Kiwanis Splash Pad	290,907	15,187	275,720					290,907	CTF
Kiwanis Splash Pad - Grant	294,907	21,003	273,904					294,907	CTF
Pedestrian Bridge Repair	57,385	58,248						57,385	CTF
NW Open Space Facility Improvement	1,000,000	-	1,000,000					1,000,000	CTF
Jaycee Ballfield Lights		-	-		220,000			220,000	CTF
Bocce Ball Court	-	-	-			20,000		20,000	CTF
Total	\$ 1,993,199	\$ 218,301	\$ 1,775,761	\$ 50,000	\$ 670,000	\$ 70,000	\$ 50,000	\$ 2,833,199	

Project Description	2018 Adopted Budget	YTD October 2018 Actuals		2019 Estimate	2020 Estimate	2021 Estimate	2022 Estimate	5-Year Total	Funding Source
		YTD Expenditures	Amount Remaining						
CDBG FUND									
Pedestrian Mobility	\$ -	\$ 194,850	\$ (194,850)	\$ 200,000	\$ 200,000	\$ 200,000	\$ 200,000	\$ 800,000	CDBG
Total	\$ -	\$ 194,850	\$ (194,850)	\$ 200,000	\$ 200,000	\$ 200,000	\$ 200,000	\$ 800,000	

Project Description	2018 Adopted Budget	YTD October 2018 Actuals		2019 Estimate	2020 Estimate	2021 Estimate	2022 Estimate	5-Year Total	Funding Source
		YTD Expenditures	Amount Remaining						
CAPITAL PROJECTS FUND									
Emergency Park Repairs	\$ 25,000	\$ -	\$ 25,000	\$ 25,000	\$ 25,000	\$ 25,000	\$ 25,000	\$ 125,000	ADCOO
Irrigation Central Control	25,000	3,038	21,962					25,000	ADCOO
NWOS Facilities Improvement	33,651	22,388	11,263					33,651	ADCOO
NWOS Facilities Improvement	34,204	15,888	18,316					34,204	GRANT
NWOS Phase I	2,040,000							2,040,000	ADCOO
Parks Barn Replacement	721,430	120,190	601,240					721,430	1/2% Sales Tax
Fox Run Open Space	-	2,827	(2,827)					-	GENERAL
Theatre & Rec Center Marquee	151,407	136,958	14,449					151,407	ADCOO
Tennis Court Repair & Construction	-	-	-	170,000				170,000	ADCOO
Kiwanis Bath House Renovation	492,268	25,961	466,307					492,268	ADCOO
Kiwanis Bath House Renovation	492,268	13,112						492,268	GRANT
Rotary Park Dugouts	30,000	17,357	12,643					30,000	ADCOO
Village Greens Park I&II	35,000	34,144	856					35,000	ADCOO
E.B. Rains Renovation	-	-	-			750,000		750,000	ADCOO
Residential Street Program	972,160	689,162	282,999	750,000	750,000	750,000	750,000	3,972,160	ADCOT
Traffic Signal Program	201,950	85,558	116,393	100,000	100,000	100,000	100,000	601,950	ADCOT
Concrete Program	100,000	92,216	7,784	100,000	100,000	100,000	100,000	500,000	ADCOT
Huron Street Rehabilitation	-	-	-	600,000	1,200,000			1,800,000	4.000 MILLS
120th Ave Widening Design	-	-	-	500,000				500,000	1/2% Sales Tax
School Zone Safety Assessment	158,725	21,152	137,573	100,000	50,000	100,000	50,000	458,725	GENERAL
Civic Center Master Plan project	4,939,542	53,909	4,885,633	8,000,000				12,939,542	1/2% Sales Tax
Justice Center	13,226,856	10,197,968	3,028,888	1,500,000	1,500,000	1,500,000	1,500,000	19,226,856	1/2% Sales Tax
99th Ave Reconstruction	-	77,993	(77,993)					-	GENERAL
Marketplace Ped Bridge Assessment	386,817	307,205	79,612					386,817	NURA
Utility Studies	78,040	-	78,040					78,040	GENERAL/NURA
Ralston House Development	-	1,170,241	(1,170,241)					-	GENERAL
112th North Metro Rail	804,000	60,379	743,621					804,000	GENERAL
112th North Metro Rail	207,647	63,160	144,487					207,647	GRANT
South Huron landscape	225,000	4,166	220,834					225,000	4.000 MILLS
City Hall Space Assessment	40,000	21,292	18,708					40,000	GENERAL
Justice Center West Park	300,000	24,016	275,984					300,000	GENERAL
City Hall Roof Replacement	90,000	-	90,000					90,000	GENERAL
Total	\$ 25,810,965	\$ 13,260,280	\$ 10,031,529	\$ 11,845,000	\$ 3,725,000	\$ 3,325,000	\$ 2,525,000	\$ 47,230,965	

Project Description	2018 Adopted Budget	YTD October 2018 Actuals		2019 Estimate	2020 Estimate	2021 Estimate	2022 Estimate	5-Year Total	Funding Source
		YTD Expenditures	Amount Remaining						
WATER AND WASTEWATER FUND									
Water Line Replacement	\$ 279,444	\$ 9,852	\$ 269,592	\$ 100,000	\$ 100,000	\$ 100,000	\$ 100,000	\$ 679,444	WF
Standley Lake Pipeline	175,000	137,500	37,500	150,000	150,000	150,000	150,000	775,000	WF
Berthoud Pass Ditch Maintenance	350,000	-	350,000					350,000	1/2% Tax
North Low Zone Tank Painting	171,597	-	171,597					171,597	WF
Terminal Reservoir Phase II	781,160	9,930	771,230					781,160	WF
Farmers Highline Flume Gate	62,583	96,097	(33,514)					62,583	WF
Flume at Lupton Bottom	15,000	-	15,000					15,000	WF
WTP Filter Media Replacement	185,000	82,458	102,542	185,000				370,000	WF
Lab Information Management	180,000	6,074	173,926					180,000	WF
WTP Clarifier Rehabilitation	170,000	16,055	153,945	170,000				340,000	WF
WTP Waste Handling Improvements	300,000	-	300,000	2,700,000				3,000,000	WF
Collection System Rehab	323,200	-	323,200	250,000	250,000	250,000	250,000	1,323,200	WWF
Bunker Hill Lift Station	100,000	8,320	91,680					100,000	WWF
Lift Station B Assessment	250,000	-	250,000	250,000				500,000	WWF
WWTP Headworks & Clarifier	681,362	472,545	208,817					681,362	WWF
WWTP UV Upgrades	835,000	14,414	820,586					835,000	WWF
Lift Station A & Forcemain Replacement	-	-	-	3,500,000	25,000,000			28,500,000	WWF
Lift Station Flow Meters	-	-	-		500,000			500,000	WWF
Total	\$ 4,859,346	\$ 853,245	\$ 4,006,101	\$ 7,305,000	\$ 26,000,000	\$ 500,000	\$ 500,000	\$ 39,164,346	

Project Description	2018 Adopted Budget	YTD October 2018 Actuals		2019 Estimate	2020 Estimate	2021 Estimate	2022 Estimate	5-Year Total	Funding Source
		YTD Expenditures	Amount Remaining						
STORMWATER FUND									
Grange Hall Creek MDP & FHAD	\$ 100,000		\$ 100,000	\$ -	\$ -	\$ -	\$ -	\$ 100,000	SWF
Brantner Gulch MPD & FHAD	100,000	5,000	95,000					100,000	SWF
Storm Drainage System Improvement	28,637	45,664	(17,027)	100,000	100,000	100,000	100,000	428,637	SWF
Total	\$ 228,637	\$ 50,664	\$ 177,974	\$ 100,000	\$ 100,000	\$ 100,000	\$ 100,000	\$ 628,637	
CITY-WIDE TOTAL	\$ 32,892,147	\$ 14,577,340	\$ 15,796,514	\$ 19,500,000	\$ 30,695,000	\$ 4,195,000	\$ 3,375,000	\$ 90,657,147	

Executed Contracts (below \$50,000) for October 2018

<u>Vendor</u>	<u>Contract Executed</u>	<u>Contract Dates</u>		<u>Total</u>	<u>Purpose</u>
	<u>Date</u>	<u>Start</u>	<u>End</u>	<u>Amount</u>	
ABCO Contracting, Inc.	10/1/2018			\$ 13,891.00	2018-070 Change Order #1 - 2018 Residential Sidewalk and Trails Program
ABCO Contracting, Inc.	10/2/2018			\$ 7,460.00	2018-018 Change Order #2 - Marketplace Pedestrian Bridge Rehabilitation
KECI Colorado, Inc.	10/2/2018			\$ 20,000.00	2017-128 Change Order #1 - 2018 On-Call Street Maintenance - Additional Funds
CTL Thompson, Inc.	10/8/2018			\$ 20,000.00	2017-127A Addendum #1 - 2018 On-Call Geotechnical Engineering Services
ABCO Contracting, Inc.	10/11/2018			\$ 21,510.00	2018-070 Change Order #2 - 2018 Residential Sidewalk and Trails Program
Himmelman Construction, Inc.	10/23/2018			\$ 10,322.40	2018-011 Change Order #4 - Ralston House Project - Demolition Contractor
Himmelman Construction, Inc.	10/23/2018			\$ 2,688.00	2018-011 Change Order #5 - Ralston House Project - Steel Tariff Fees
Himmelman Construction, Inc.	10/23/2018			\$ 877.14	2018-011 Change Order #6 - Ralston House Project - Hardi Flashing at Windows
					2018-011 Change Order #7 - Ralston House Project - Add Data, Communications & Security
Himmelman Construction, Inc.	10/23/2018			\$ 4,492.40	
Himmelman Construction, Inc.	10/23/2018			\$ 3,470.38	2018-011 Change Order #8 - Ralston House Project - Re-route Ducting
Himmelman Construction, Inc.	10/23/2018			\$ 21,333.80	2018-011 Change Order #9 - Ralston House Project - Fire Rate Assembly
Calahan Construction Services	10/25/2018			\$ 42,236.86	2017-157 Change Order #1 - Parks Maintenance Facility Replacement
Calahan Construction Services	10/25/2018			\$ 4,736.00	2017-157 Change Order #2 - Parks Maintenance Facility Replacement
Stifel, Nicolaus & Company, Incorporated	10/26/2018			\$ 20,000.00	2018-115 Prospective Certificates of Participation & Financial Advisory Services
Krische Construction, Inc.	10/31/2018			\$ 17,936.00	2018-099 Change Order #1 - Kiwanis Bath House & Splash Pad - Vortex Oversight
				<u>\$ 210,953.98</u>	