



November 2020

Monthly Financial Packet

City of Northglenn

Financial Packet

Packet Contents

<u>Description</u>	<u>Page #</u>
Executive Summary	1
Financial Statements	2
Cash and Investments	8
Marketplace Sales Tax History Chart	9
Citywide Sales Tax History Chart	10
Geographic Code Tax Data	11
Accounts Payable Disbursement Listing	12
City Council Operating Expenditures	18
Overtime Report	22
CIP Report	23
Summary of Executed Contracts	29



CITY OF
Northglenn

City of Northglenn
Interim Financial Statements
For the Period Ending
November 2020

Executive Summary:

- **Sales/Use Tax**
 - Year-to-date sales and use tax is down 5.8% compared to the previous year.
 - Year-to-date details behind overall sales and use tax include: Auto Use Tax -13.1%; Sales Tax -4.1%; Food Tax +11.8%; Marijuana Tax +12.1%
- **General Fund**
 - Year-to-date revenues within the General Fund total \$22,960,324, a decrease from last year's collections by 1.85% or \$432,274. The decrease is largely due to sales, use & other taxes, licenses and permits, charges for services, fines & forfeitures and investment earnings, offset by increases in property taxes and intergovernmental revenues, which includes the CARES Act funding.
 - General Fund year-to-date expenditures total \$27,254,440 accounting for 82.2% of the annual appropriation. Expenditures within the fund are consistent with the planned budget.
- **Water Fund**
 - Water Fund year-to-date revenues total \$11,330,558. This is an increase of 9.5% or \$983,200 when compared to the prior year. Revenues restricted for water resources are \$2,197,816, down 6.1% versus the prior year. The restricted revenue for debt service, which comes from the food for home consumption sales tax is up 11.8%, and totals \$1,005,552 year-to-date.
 - Year-to-date expenditures within the Water Fund total \$7,808,257 and accounts for 68.4% of the annual appropriation. Fund expenditures decreased by \$780,700 or 9.1% when compared to the same period of 2019 due to an overall reduction in capital outlay.
- **Wastewater Fund**
 - Wastewater Fund year-to-date revenues total \$4,484,253. This is an increase of approximately 16.8% or \$644,112 as compared to the prior year mainly due to the rate increase and developer contributions.
 - Year-to-date operating expenditures within the Wastewater Fund total \$4,948,021 and account for 39.76% of the annual appropriation. Fund expenditures increased by \$995,968 or 25.2% when compared to the same period of 2019 largely due to an increase in biosolids removal services and capital project expenditures.
- **Stormwater Fund**
 - Year-to-date revenues within the Stormwater Fund total \$390,827, a decrease from last year by approximately 0.7% or \$2,874.
 - Stormwater Fund year-to-date expenditures total \$87,367 and account for 17.9% of the annual appropriation. Fund expenditures decreased by \$29,601 or 25.3% when compared to the same period of 2019 due to reduced capital outlay.
- **Sanitation Fund**
 - Sanitation Fund year-to-date revenues total \$1,673,552, a decrease of 0.8% or \$13,345.
 - Year-to-date expenditures within the Sanitation Fund total \$1,842,985 and account for 74.7% of the annual appropriation. Expenditures within the fund are 21.1% or \$321,034 higher than this time last year, due mainly to the purchase of capital equipment.

Revenue Report
November 30, 2020
General Fund

	2020 Adopted Budget	Actual as of November 30, 2020	Over/(Under) Projected	Collection Rate	Prior Year Actual as of November 30, 2019	Over/(Under) Prior Year	Percent Difference
Taxes							
Property Taxes	\$ 3,606,489	\$ 3,544,482	\$ (62,007)	98.28%	\$ 2,865,898	\$ 678,584	23.68%
Sales Taxes	15,124,027	11,151,287	(3,972,740)	73.73%	11,610,267	(458,980)	-3.95%
Use Tax	2,965,000	1,995,921	(969,079)	67.32%	2,222,643	(226,722)	-10.20%
Other Tax	403,747	164,669	(239,078)	40.79%	467,594	(302,925)	-64.78%
Total Taxes*	22,099,263	16,856,359	(5,242,904)	76.28%	17,166,402	(310,043)	-1.81%
Intergovernmental Revenues	3,960,043	2,672,255	(1,287,788)	67.48%	1,991,081	681,174	34.21%
Licenses and Permits	839,889	704,309	(135,580)	83.86%	705,770	(1,461)	-0.21%
Charges for Services	2,724,228	1,709,714	(1,014,514)	62.76%	2,235,769	(526,055)	-23.53%
Fines and Forfeitures	802,045	494,362	(307,683)	61.64%	581,742	(87,380)	-15.02%
Investment Earnings	387,000	364,336	(22,664)	94.14%	465,819	(101,483)	-21.79%
Other Revenues	133,000	133,210	210	100.16%	151,794	(18,584)	-12.24%
Total Revenues	30,945,468	22,934,545	(8,010,923)	74.11%	23,298,377	(363,832)	-1.56%
Other Financing Sources	-	25,779	25,779	N/A	94,221	(68,442)	-72.64%
Total General Fund Revenues	\$ 30,945,468	\$ 22,960,324	\$ (7,985,144)	74.20%	\$ 23,392,598	\$ (432,274)	-1.85%

*Due to normal collection cycles, the tax revenues presented in the above statement represent amounts collected as of the prior month and not of that of the period being reported.

**Expenditure Report
November 30, 2020
General Fund**

	2020 Adopted Budget	Actual as of November 30, 2020	Over/(Under) Adopted Budget	Spending Rate	Prior Year Actual as of November 30, 2019	Over/(Under) Prior Year	Percent Difference
Legislative	\$ 1,597,129	833,712	\$ (763,417)	52.20%	\$ 651,994	\$ 181,718	27.87%
City Manager	1,438,769	1,177,776	(260,993)	81.86%	1,206,397	(28,621)	-2.37%
City Clerk	422,427	307,483	(114,944)	72.79%	293,728	13,755	4.68%
Management Services	2,166,161	1,638,060	(528,101)	75.62%	1,709,718	(71,658)	-4.19%
Technology	1,009,451	838,339	(171,112)	83.05%	830,558	7,781	0.94%
Finance	518,725	422,609	(96,116)	81.47%	444,860	(22,251)	-5.00%
Planning & Development	1,470,786	1,420,157	(50,629)	96.56%	1,258,234	161,923	12.87%
Parks, Recreation and Cultural	4,707,744	3,491,013	(1,216,731)	74.15%	3,930,749	(439,736)	-11.19%
Police	11,323,274	9,321,128	(2,002,146)	82.32%	9,100,579	220,549	2.42%
Public Works	3,468,746	2,709,878	(758,868)	78.12%	2,619,080	90,798	3.47%
Total Operating Expenditures	28,123,212	22,160,155	(5,963,057)	78.80%	22,045,897	114,258	0.52%
Other Financing Uses	5,025,000	5,094,285	69,285	101.38%	210,647	4,883,638	2318.40%
Total General Fund Expenditures	\$ 33,148,212	\$ 27,254,440	\$ (5,893,772)	82.22%	\$ 22,256,544	\$ 4,997,896	22.46%

Revenue and Expenditure Report
November 30, 2020
Water Fund

	2020 Adopted Budget	Actual as of November 30, 2020	Over/(Under) Budget	Collection/ Spending Rates	Prior Year Actual as of November 30, 2019	Current Year Over/(Under) Prior Year	Percent Difference
Revenues							
Water Charges	\$ 7,932,600	\$ 7,830,588	\$ (102,012)	98.71%	\$ 6,789,241	\$ 1,041,347	15.34%
Water Resources Revenue	2,995,000	2,197,816	(797,184)	73.38%	2,341,683	(143,867)	-6.14%
Debt Service Revenue	1,123,000	1,005,552	(117,448)	89.54%	899,368	106,184	11.81%
Intergovernmental Revenue	-	26,256	26,256	N/A	-	26,256	N/A
Investment Earnings	208,000	262,777	54,777	126.34%	262,990	(213)	-0.08%
Miscellaenous Revenue	-	7,569	7,569	N/A	54,076	(46,507)	-86.00%
Total Water Fund Revenues	12,258,600	11,330,558	(928,042)	92.43%	10,347,358	983,200	9.50%
Expenditures							
Operating Expenditures	6,248,852	4,785,275	(1,463,577)	76.58%	4,843,975	(58,700)	-1.21%
Capital Outlay	2,371,353	526,516	(1,844,837)	22.20%	2,430,230	(1,903,714)	-78.33%
Water Resources Expenditures	1,814,705	1,523,489	(291,216)	83.95%	344,871	1,178,618	341.76%
Debt Service Expenditures	977,707	972,977	(4,730)	99.52%	969,881	3,096	0.32%
Total Water Fund Expenditures	11,412,617	7,808,257	(3,604,360)	68.42%	8,588,957	(780,700)	-9.09%
Other Financing Sources / (Uses)	-	15,461	15,461	N/A	14,650	811	5.54%
Revenues Over/(Under) Expenditures	\$ 845,983	\$ 3,537,762	\$ 2,676,318	N/A	\$ 1,773,051	\$ 1,764,711	99.53%

<i>Operating Revenue:</i>							
Water Usage	\$ 7,589,000	\$ 7,621,975	\$ 32,975	100.43%	\$ 6,526,942	\$ 1,095,033	16.78%
<i>Water Resources Revenue:</i>							
Non-Food Sales/Use Tax*	\$ 2,995,000	\$ 2,197,816	\$ (797,184)	73.38%	\$ 2,341,683	\$ (143,867)	-6.14%
<i>Debt Service:</i>							
Food Taxes*	\$ 1,123,000	\$ 1,005,552	\$ (117,448)	89.54%	\$ 899,368	\$ 106,184	11.81%

*Due to normal collection cycles, the tax revenues presented in the above statement represent amounts collected as of the prior month and not of that of the period being reported.

Revenue and Expenditure Report
November 30, 2020
Wastewater Fund

	2020 Adopted Budget	Actual as of November 30, 2020	Over/(Under) Budget	Collection/ Spending Rates	Prior Year Actual as of November 30, 2019	Current Year Over/(Under) Prior Year	Percent Difference
Revenues							
Wastewater Charges	\$ 4,708,000	\$ 3,984,464	\$ (723,536)	84.63%	\$ 3,671,868	\$ 312,596	8.51%
Investment Earnings	70,000	67,987	(2,013)	97.12%	67,791	196	0.29%
Contributions	2,369,776	412,287	(1,957,489)	17.40%	-	412,287	N/A
Miscellaneous Revenue	-	19,515	19,515	N/A	100,482	(80,967)	-80.58%
Total Wastewater Fund Revenues	7,147,776	4,484,253	(2,663,523)	62.74%	3,840,141	644,112	16.77%
Expenditures							
Operating Expenditures	4,693,430	2,654,185	(2,039,245)	56.55%	2,373,031	281,154	11.85%
Capital Outlay	6,749,948	2,293,836	(4,456,112)	33.98%	1,579,022	714,814	45.27%
Debt Service Expenditures	1,000,000	-	-		-	-	
Total Wastewater Fund Expenditures	12,443,378	4,948,021	(6,495,357)	39.76%	3,952,053	995,968	25.20%
Other Financing Sources / (Uses)	28,000,000	(30,500)	(28,030,500)	-0.11%	-	(30,500)	N/A
Revenues Over/(Under) Expenditures	\$ 22,704,398	\$ (494,268)	\$ (24,198,666)	-2.18%	\$ (111,912)	\$ (382,356)	N/A

Revenue and Expenditure Report
November 30, 2020
Stormwater Fund

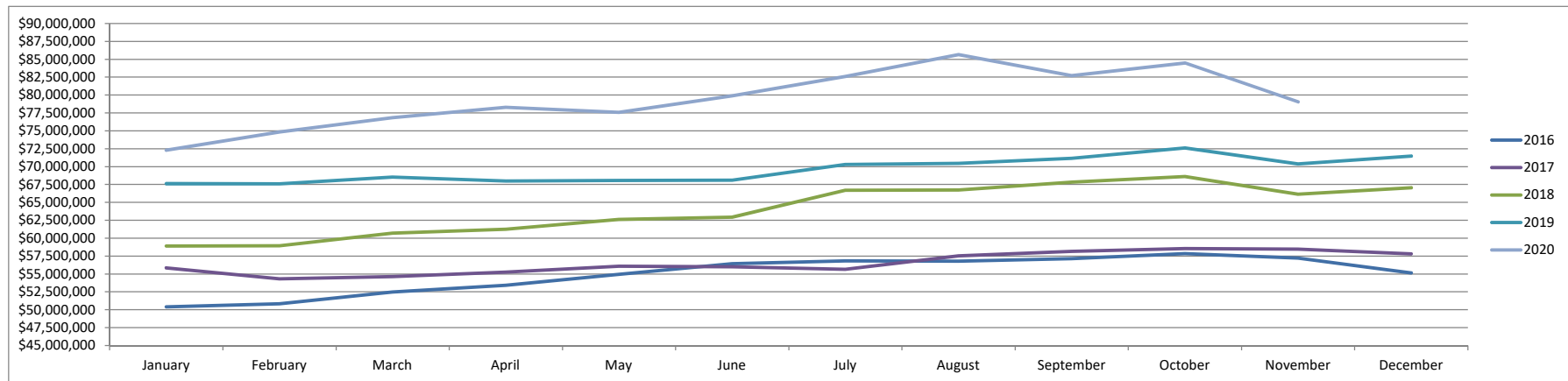
	2020	Actual as of	Over/(Under)	Collection/	Prior Year	Current Year	Percent
	Adopted Budget	November 30, 2020	Budget	Spending	Actual as of	Over/(Under)	Difference
				Rates	November 30, 2019	Prior Year	
Revenues							
Stormwater Charges	\$ 444,000	\$ 376,180	\$ (67,820)	84.73%	\$ 380,568	\$ (4,388)	-1.15%
Investment Earnings	5,000	13,830	8,830	276.60%	11,823	2,007	16.98%
Miscellaneous Revenue	-	817	817	N/A	1,310	(493)	-37.63%
Total Stormwater Revenues	449,000	390,827	(58,173)	87.04%	393,701	(2,874)	-0.73%
Expenditures							
Stormwater Collection	156,135	87,367	(68,768)	55.96%	89,838	(2,471)	-2.75%
Capital Outlay	332,555	-	(332,555)	0.00%	27,130	(27,130)	-100.00%
Total Stormwater Expenditures	488,690	87,367	(401,323)	17.88%	116,968	(29,601)	-25.31%
Revenues Over/(Under) Expenditures	\$ (39,690)	\$ 303,460	\$ 343,150	N/A	\$ 276,733	\$ 26,727	9.66%

Revenue and Expenditure Report
November 30, 2020
Sanitation Fund

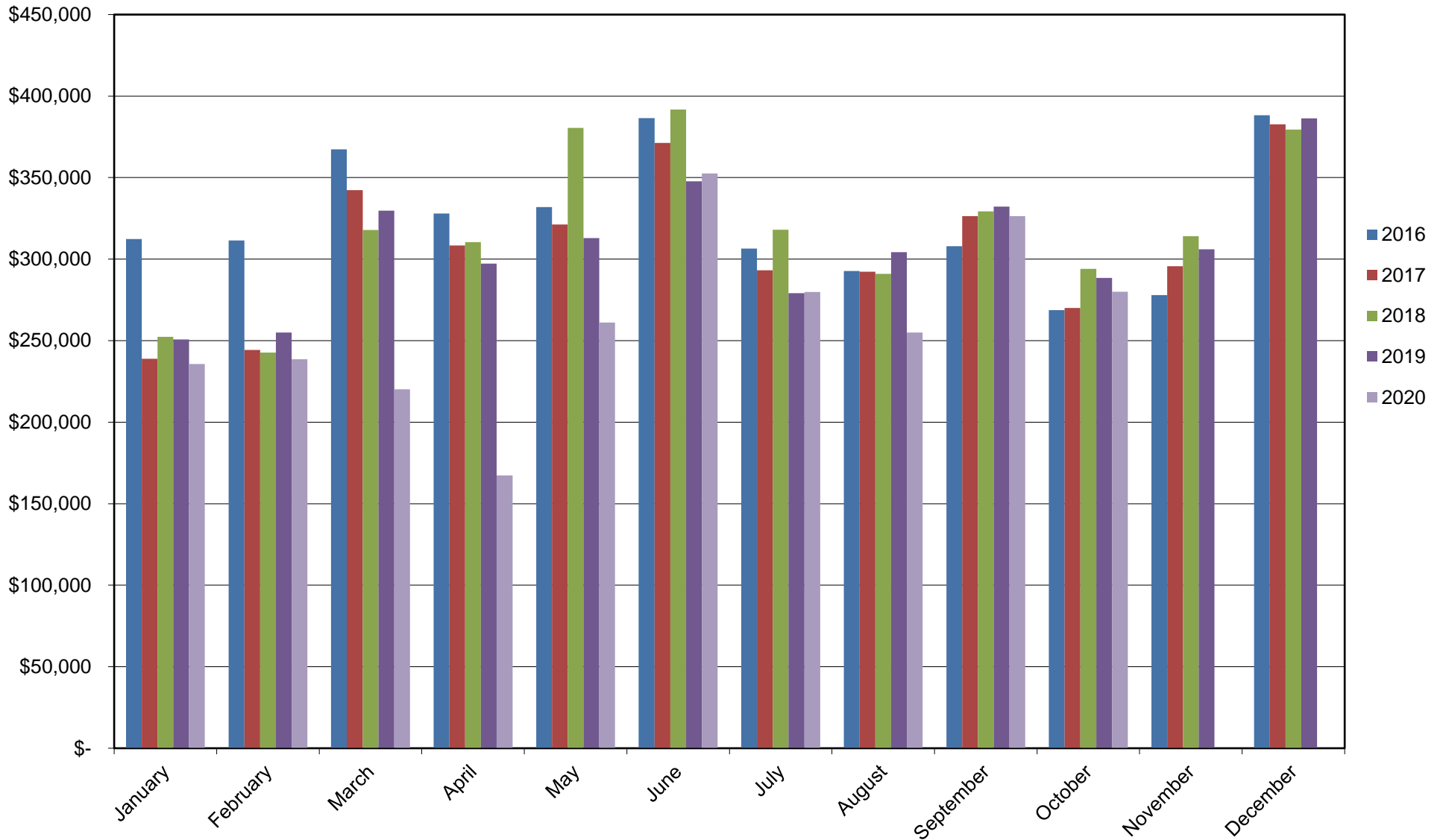
	2020	Actual as of	Over/(Under)	Collection/	Prior Year	Current Year	Percent
	Adopted Budget	November 30, 2020	Adopted Budget	Spending	Actual as of	Over/(Under)	Difference
				Rates	November 30, 2019	Prior Year	
Revenues							
Trash Charges	\$ 1,854,000	\$ 1,597,760	\$ (256,240)	86.18%	\$ 1,596,239	\$ 1,521	0.10%
Recycling Revenue	12,000	11,671	(329)	97.26%	12,482	(811)	-6.50%
Polycart Revenue	18,000	25,526	7,526	141.81%	18,634	6,892	36.99%
Intergovernmental Revenue	-	-	-	N/A	19,903	(19,903)	-100.00%
Investment Earnings	35,000	38,579	3,579	110.23%	39,559	(980)	-2.48%
Miscellaneous Revenue	-	16	16	N/A	80	(64)	-80.00%
Total Sanitation Revenues	1,919,000	1,673,552	(245,448)	87.21%	1,686,897	(13,345)	-0.79%
Expenditures							
Solid Waste Collection	1,528,240	1,266,337	(261,903)	82.86%	1,224,698	41,639	3.40%
Capital Outlay	939,648	576,648	(363,000)	61.37%	297,253	279,395	93.99%
Total Sanitation Expenditures	2,467,888	1,842,985	(624,903)	74.68%	1,521,951	321,034	21.09%
Other Financing Sources / (Uses)	-	19,814	19,814	N/A	17,820	1,994	11.19%
Revenues Over/(Under) Expenditures	\$ (548,888)	\$ (149,619)	\$ 399,269	N/A	\$ 182,766	\$ (332,385)	-181.86%

Cash & Investments

	2020											
	January	February	March	April	May	June	July	August	September	October	November	December
General Fund	\$23,943,402.24	\$23,831,213.84	\$24,429,372.86	\$24,872,564.59	\$23,678,334.61	\$24,180,678.07	\$25,060,364.54	\$25,291,334.78	\$25,644,470.82	\$21,406,442.02	\$21,441,845.23	
CTF	\$237,644.25	\$109,744.90	\$205,470.88	\$205,740.58	\$206,070.71	\$302,761.90	\$303,169.21	\$303,476.32	\$409,501.56	\$360,974.71	\$231,335.84	
CDBG	(\$85,037.60)	(\$105,547.60)	(\$20,510.00)	\$0.00	\$0.00	\$0.00	\$0.00	\$0.00	\$0.00	\$0.00	\$0.00	
Capital Projects Fund	\$25,038,524.31	\$27,451,930.96	\$28,593,035.15	\$29,217,675.42	\$30,784,211.80	\$31,662,385.53	\$32,310,580.02	\$31,783,210.40	\$27,469,372.12	\$33,214,658.30	\$28,897,129.07	
Water Fund	\$16,188,867.82	\$16,215,854.66	\$16,444,822.11	\$16,800,774.45	\$15,685,129.71	\$16,270,844.18	\$17,203,810.98	\$18,203,650.70	\$19,376,257.83	\$20,205,834.34	\$19,968,824.07	
Wastewater Fund	\$3,801,916.12	\$4,076,099.15	\$3,885,882.89	\$3,746,973.26	\$3,783,201.61	\$3,959,221.48	\$4,084,850.77	\$6,396,080.78	\$6,089,187.18	\$5,495,660.77	\$5,185,392.52	
Stormwater Fund	\$798,353.52	\$830,402.04	\$850,360.64	\$882,723.27	\$876,352.16	\$908,685.50	\$943,010.79	\$971,179.35	\$1,001,546.16	\$1,028,588.06	\$1,059,983.86	
Sanitation Fund	\$2,356,512.08	\$2,416,693.58	\$2,467,558.47	\$2,542,100.81	\$2,576,280.75	\$2,617,208.10	\$2,674,702.64	\$2,686,157.77	\$2,741,874.12	\$2,753,000.70	\$2,256,499.65	
Total	\$72,280,182.74	\$74,826,391.53	\$76,855,993.00	\$78,268,552.38	\$77,589,581.35	\$79,901,784.76	\$82,580,488.95	\$85,635,090.10	\$82,732,209.79	\$84,465,158.90	\$79,041,010.24	\$0.00

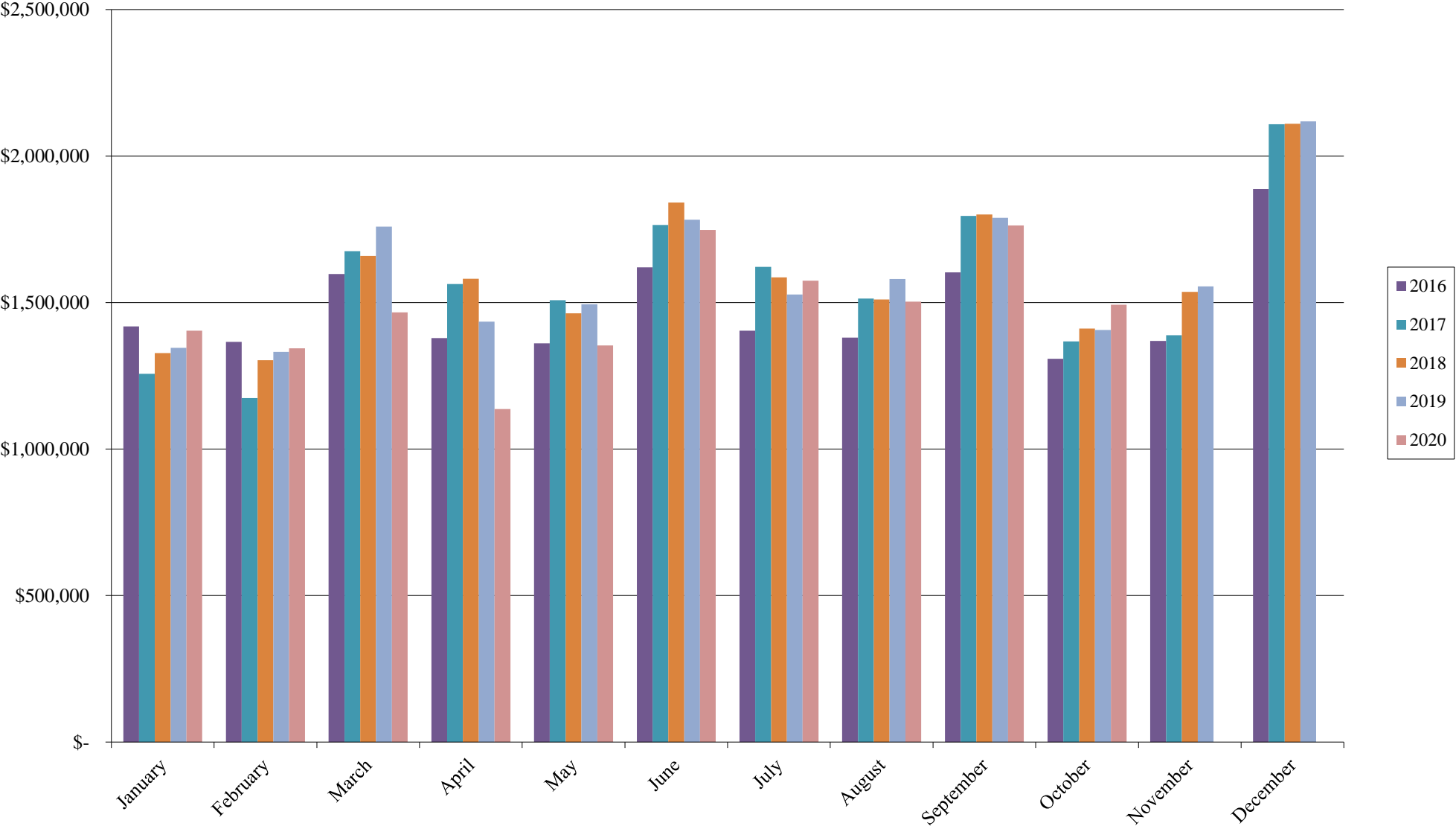


Marketplace Sales Tax History Chart



Due to normal collection cycles, the tax revenues presented above represent amounts collected as of the prior month and not that of the period being reported.

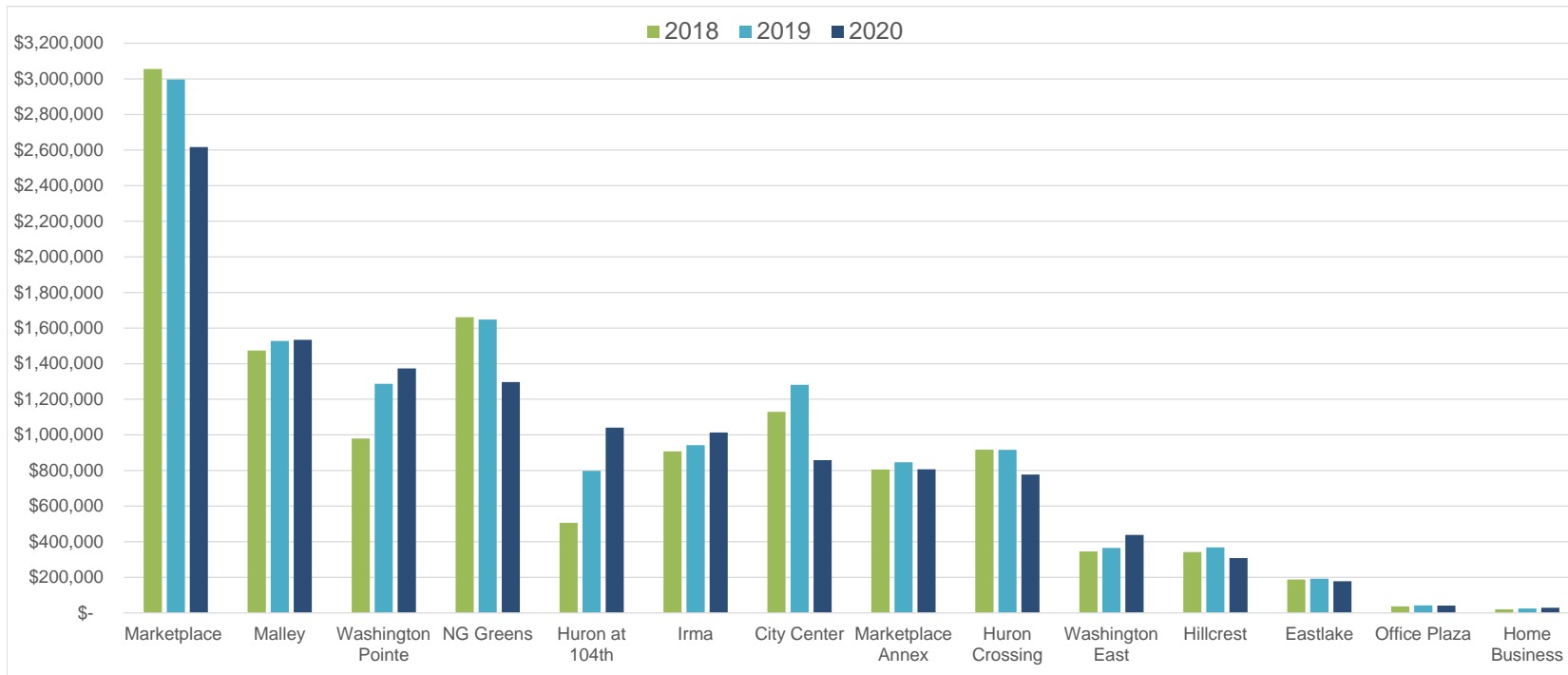
Northglenn Sales Tax History Chart



Due to normal collection cycles, the tax revenues presented above represent amounts collected as of the prior month and not that of the period being reported.

Tax Collected by Geographic Code

Ranking	Area	Year-to-Date			\$ Change	% Change	Sample of Area Businesses
		2018	2019	2020			
1	Marketplace	\$ 3,055,673	\$ 2,996,489	\$ 2,616,412	\$ (380,077)	-12.68%	Ross, Lowes, Cinzettis, Texas Roadhouse, Pet Smart
2	Malley	1,473,800	1,527,236	1,534,055	6,819	0.45%	Green Solutions, Sherwin Williams, Vitamin Cottage, Mile High Thrift
3	Washington Pointe	979,673	1,286,848	1,373,788	86,940	6.76%	O'Reilly, Safeway, Petco, Burger King, IGADI
4	NG Greens	1,660,775	1,648,239	1,296,473	(351,766)	-21.34%	Best Buy, Boot Barn, Applebees, AMF
5	Huron at 104th	505,814	797,556	1,040,764	243,207	30.49%	Tamale Kitchen, Save-a-Lot, Arby's, AutoZone
6	Irma	907,722	942,540	1,013,539	71,000	7.53%	Physician Preferred, Advanced Collision, A Good Shop, The Glenn
7	City Center	1,129,597	1,281,420	857,691	(423,729)	-33.07%	Boondocks, Ramada, Longhorn Steakhouse, Panera
8	Marketplace Annex	805,328	845,703	807,252	(38,451)	-4.55%	McDonald's, Car Toys, Taco Bell
9	Huron Crossing	917,249	916,020	776,898	(139,122)	-15.19%	Peerless Tire, Cracker Barrel, Bgood, Northglenn Autobody
10	Washington East	344,994	365,157	438,322	73,164	20.04%	Walgreens, Tires Plus, Sonic, Pizza Hut
11	Hillcrest	341,964	368,129	308,322	(59,807)	-16.25%	Red Lobster, Santiago's, Fastsigns
12	Eastlake	187,889	192,441	178,199	(14,242)	-7.40%	Circle K, Santiago's, Jiffy Lube
13	Office Plaza	37,098	42,109	41,639	(471)	-1.12%	Diamond Shamrock
14	Home Business	20,727	24,991	29,179	4,188	16.76%	
Total		\$ 12,368,301	\$ 13,234,878	\$ 12,312,532	\$ (922,347)	-6.97%	



Due to normal collection cycles, the tax revenues presented above represent amounts collected as of the prior month and not that of the period being reported.

November 2020
Cash Disbursements

<u>Date</u>	<u>Vendor</u>	<u>Check Number</u>	<u>Amount</u>	<u>Description</u>
<u>General Fund</u>				
11/6/2020	Adams County Finance Dept	163091	1000.00	September Range
11/6/2020	Advance Stores Company Inc	163092	14.76	#2194-604573 - Part for Stock #3518
11/6/2020	Advance Stores Company Inc	163092	3.14	#2194-604500 - Part for Unit #594-19
11/6/2020	Advance Stores Company Inc	163092	43.20	#2194-605188 - Part for Unit #534-12
11/6/2020	Advance Stores Company Inc	163092	18.84	#2194-605028 - Part for Stock #7502
11/6/2020	Advance Stores Company Inc	163092	40.59	#2194-604766 - Part for Stock #2803
11/6/2020	Advance Stores Company Inc	163092	32.75	#2194-605005 - Shop Supply
11/6/2020	Advance Stores Company Inc	163092	20.88	#2194-605431 - Part for Stock #611
11/6/2020	Advance Stores Company Inc	163092	9.42	#2194-605326 - Part for Stock #1348
11/6/2020	Advance Stores Company Inc	163092	62.97	#2194-605394 - Part for Stock #9012
11/6/2020	Advance Stores Company Inc	163092	7.69	#2194-606076 - Part for Unit #749
11/6/2020	Advance Stores Company Inc	163092	120.72	#2194-605591 - Part for Unit #3995
11/6/2020	Ahmed Altaf	163093	50.00	Partial Restitution T345258
11/6/2020	Ahmed Altaf	163093	50.00	PARTIAL RESTITUTION/RE-ISSUE 161328
11/6/2020	Aqueous Solution Inc	163094	502.00	NRC Pool Chemicals
11/6/2020	Aqueous Solution Inc	163094	309.00	NRC Pool Chemicals
11/6/2020	Aqueous Solution Inc	163094	407.00	Kiwanis Pool Chemicals
11/6/2020	Aqueous Solution Inc	163094	344.62	Kiwanis Pool Chemicals
11/6/2020	Athena Energy Services Holdings LLC	163095	1104.15	Natural Gas Deliveries
11/6/2020	Athena Energy Services Holdings LLC	163095	241.42	Natural Gas Deliveries
11/6/2020	Bailhache Amanda Lee	163097	4777.00	Judge Bailhache salary for Ocotber 2020
11/6/2020	Berry Dunn McNeil & Parker LLC	163099	14000.00	Contract #2019-170 NPD Assessment Deliverable #4
11/6/2020	Berry Dunn McNeil & Parker LLC	163099	4200.00	Contract #2019-170 NPD Assessment Deliverable #5
11/6/2020	Brannan Sand & Gravel Company LLC	163101	706.64	Asphalt for M&O south gate
11/6/2020	Brannan Sand & Gravel Company LLC	163101	1074.48	Asphalt for M&O south gate
11/6/2020	Central Salt LLC	163104	3844.33	Bulk De-icing Salt
11/6/2020	Central Salt LLC	163104	2096.98	Bulk De-icing Salt
11/6/2020	Central Salt LLC	163104	1917.26	Bulk De-icing Salt
11/6/2020	Century 1 Chevrolet Inc	163105	49.00	#46124404/1 - Alignment on Unit #249-11
11/6/2020	CenturyLink QC	163106	172.27	Phones 7208720203
11/6/2020	Cintas Corporation No 2	163107	39.99	#1901671244 - Hand Sanitizer for M&O Bldg.
11/6/2020	Cintas Corporation No 2	163107	73.43	#4064383942 - Mat Rental for M&O Bldg & Sign Shop
11/6/2020	Cintas Corporation No 2	163107	78.43	#4065036769 - Mat Rental for M&O Bldg. & Sign Shop & Hand Sant.
11/6/2020	Cintas Corporation No 2	163107	25.84	#4064383942 - Shop Towel & Soap Rental for Fleet Shop
11/6/2020	Cintas Corporation No 2	163107	25.84	#4065036769 - Shop Towel & Soap Rental For Fleet Shop
11/6/2020	Colorado Brake and Supply Inc	163109	565.96	#CB61296 - Parts for Unit #748-16
11/6/2020	Colorado Community Media	163110	126.64	Public Notice no 706885
11/6/2020	Cox Samantha Lynne	163112	50.00	Partial Restitution R332352/re-issue of check 161351
11/6/2020	CPS Distributors Inc	163113	-42.12	Return pipe
11/6/2020	CPS Distributors Inc	163113	-10.53	Return pipe
11/6/2020	CPS Distributors Inc	163113	57.87	Irrigation materials
11/6/2020	CPS Distributors Inc	163113	84.75	Solenoid
11/6/2020	CPS Distributors Inc	163113	22.01	pinch clamps and couplers
11/6/2020	CPS Distributors Inc	163113	5.82	PVC adapter
11/6/2020	CPS Distributors Inc	163113	34.94	gasket
11/6/2020	CPS Distributors Inc	163113	23.16	ball valve
11/6/2020	CPS Distributors Inc	163113	41.32	cement and primer
11/6/2020	DiscountCell Inc	163115	349.00	Mobile Signal Booster
11/6/2020	Express Services Inc	163119	352.83	Northglenn COVID-19 testing site
11/6/2020	Express Services Inc	163119	288.68	Northglenn COVID-19 testing site
11/6/2020	Factory Motor Parts Co	163120	125.22	#39-388428 - Part for Stock #5058
11/6/2020	Factory Motor Parts Co	163120	189.11	#24-2123487 - Parts for Stock #1475 & #5055
11/6/2020	Faris Machinery	163121	110.60	#C54896 - Part for Stock #ES01630
11/6/2020	Faris Machinery	163121	160.90	#C55209 - Part for Unit #169-16
11/6/2020	Faris Machinery	163121	47.26	#C55411 - Part for Unit #190-14
11/6/2020	Galls Parent Holdings LLC	163126	445.50	Det. Paul Gesi Vest - Department Share
11/6/2020	Galls Parent Holdings LLC	163126	445.50	Det. Paul Gesi Vest - BVP Reimbursement
11/6/2020	Genuine Parts Company	163128	9.27	#3394-482328 - Shop Supplies
11/6/2020	Golf & Sport Solutions	163129	294.00	Chalk
11/6/2020	Guettlein Miranda Lee	163131	180.00	Theatre Instructor Ocotber 7 - 28 2020
11/6/2020	Henry Dwinita	163133	5000.00	Consulting Services and Diversity
11/6/2020	Henry Dwinita	163133	200.00	White People Love Salad books
11/6/2020	Honnen Equipment Co	163134	70.04	#1211858 - Part for Unit #713
11/6/2020	Hughes Hunter	163135	200.00	Partial Restitution T345282
11/6/2020	Ideal Northglenn Auto Body Inc	163136	2943.00	#30748 - Repair On Unit #550-12
11/6/2020	Inland Truck Parts Company	163137	177.15	#IN-725921 - Part for Stock #950069
11/6/2020	Inland Truck Parts Company	163137	48.96	#IN-734585 - Part for Stock #80023

11/6/2020	Innovest Portfolio Solutions LLC	163138	8688.94	General Ee-Consulting Fees
11/6/2020	Innovest Portfolio Solutions LLC	163138	3723.82	Police Plan-Consulting Fees
11/6/2020	Johnson Auto Plaza Inc	163140	36.05	#401366 - Part for Unit #178-11
11/6/2020	L L Johnson Distributing Company	163143	627.30	#1841275-00 - Parts for Unit #512-12 & Unit #514-16
11/6/2020	McCoy Sales Corporation	163144	33.20	#7739320 - Part for Unit #190-14
11/6/2020	McKenna Melanie	163145	500.00	Restitution T346000
11/6/2020	O'meara Ford Center Inc	163147	22.02	#178557 - Part for Unit #249-11
11/6/2020	O'meara Ford Center Inc	163147	587.55	#FOCS754576 - Repair On Unit #234-14
11/6/2020	O'Reilly Automotive Stores Inc	163148	19.98	#2816-433141 - Shop Supplies
11/6/2020	Orozco Landscaping & Concrete LLC	163149	355.00	abatement of parcel at 120th & Claude Ct
11/6/2020	Padfield Inc	163150	1258.56	#238218-00 - Tires for Unit #550-12 & #546-12
11/6/2020	Postmaster	163151	4910.85	End of Year 2020 Activity Brochure Postage
11/6/2020	Price Brandon	163153	660.15	Theatre Instructor October 7 - 28 2020
11/6/2020	Pros Plus LLC	163154	189.00	Softball Umpires October 5 - 11 2020
11/6/2020	Pros Plus LLC	163154	157.50	Softball Umpires October 12 - 18 2020
11/6/2020	Roberts Christina	163156	420.00	Theatre Instructor July 6 - August 6 2020
11/6/2020	Safe Built Colorado Inc	163157	37714.29	Inspection and permit services rendered for September 2020
11/6/2020	Safe Built Colorado Inc	163157	34.63	Backflow preventor - Justice Center
11/6/2020	Scudder Press Inc	163158	3091.00	COVID-19 postcard to all residents to wear face masks
11/6/2020	Solsbury Hill LLC	163159	32.37	PVC and bushings
11/6/2020	Stanton Solution LLC The	163160	3037.50	Governmental Relations - Civic Campus
11/6/2020	Transwest Trucks Inc	163161	433.83	#009P601340 - Parts for Unit #160-15
11/6/2020	Ulteig Engineers Inc	163162	3325.00	Professional Services through Aug. 29, 2020
11/6/2020	Ulteig Engineers Inc	163162	5152.50	Professional Services through Aug.1, 2020
11/6/2020	Westman Kathryn	163167	50.00	Partial Restitution T345713
11/6/2020	Xcel Energy	163169	129.38	Electric/Gas Usage
11/6/2020	Xcel Energy	163169	2918.07	Electric/Gas Usage
11/6/2020	Xcel Energy	163169	41228.36	Electric/Gas Usage
11/6/2020	Xcel Energy	163169	14.73	Electric/Gas Usage
11/6/2020	Xcel Energy	163169	64.01	Electric/Gas Usage
11/6/2020	Abbott Autumn	163170	2699.00	Business is Back Recovery Grant COVID-19 full payment
11/6/2020	D & D Mapes Inc	163171	5000.00	Business is Back Recovery Grant COVID-19 full payment
11/6/2020	Deja Vu Vapes	163172	5000.00	Business is Back Recovery Grant COVID-19 full payment
11/6/2020	Gould Leigh Ann	163173	470.57	Business is Back Recovery Grant COVID-19 full payment
11/6/2020	North Metro Tax Services Inc	163174	647.87	Business is Back Recovery Grant COVID-19 full payment
11/6/2020	Radz LLC	163175	374.88	Business is Back Recovery Grant COVID-19 full payment
11/6/2020	Scientific Martial Arts and Fitness	163176	2558.00	Business is Back Recovery Grant COVID-19 full payment
11/6/2020	SpeedWise Computer Repair & Support Services LL	163177	2054.72	Business is Back Recovery Grant COVID-19 full payment
11/6/2020	Urban Squeeze LLC	163178	2137.08	Business is Back Recovery Grant COVID-19 full payment
11/6/2020	Wander Cynthia	163179	1616.91	Business is Back Recovery Grant COVID-19 full payment
11/6/2020	Wayland Jennifer	163180	1285.69	Business is Back Recovery Grant COVID-19 full payment
11/13/2020	Brink's Incorporated	163181	101.56	Courier Services
11/13/2020	Brink's Incorporated	163181	235.60	Courier Services
11/13/2020	Brink's Incorporated	163181	101.55	Courier Services
11/13/2020	Campbell Deborah	163182	766.20	Retiree Stipend
11/13/2020	CenturyLink QC	163183	45.26	Phones 720.929.9635
11/13/2020	Family Support Registry	163185	238.00	Employee Withholding
11/13/2020	Family Support Registry	163185	838.62	Employee Withholding
11/13/2020	Myers Nate	163186	400.00	Retiree Stipend
11/13/2020	SHI International Corp	163188	105.00	Black type cover for MS Surface - SFields
11/13/2020	SHI International Corp	163188	1087.66	MS Surface Pro - SFields
11/13/2020	Xcel Energy	163189	181.52	Electric Usage
11/13/2020	A Small Business Solution Inc	163190	5000.00	Business is Back Recovery Grant COVID-19 full payment
11/13/2020	Hanel Nicole P	163191	90.29	Business is Back Recovery Grant COVID-19 full payment
11/13/2020	High Ride Cycle LLC	163192	1535.01	Business is Back Recovery Grant COVID-19 full payment
11/13/2020	Kirk Robert	163193	1489.47	Business is Back Recovery Grant COVID-19 full payment
11/13/2020	Little Boots Early Learning Center Inc	163194	5000.00	Business is Back Recovery Grant COVID-19 full payment
11/13/2020	MMB Health Services Corp Senior Helpers	163195	5000.00	Business is Back Recovery Grant COVID-19 full payment
11/13/2020	Radz LLC	163196	200.00	Business is Back Recovery Grant COVID-19 full payment
11/13/2020	SpeedWise Computer Repair & Support Services LL	163197	921.45	Business is Back Recovery Grant COVID-19 full payment
11/13/2020	Turner Wendy Kay	163198	3251.30	Business is Back Recovery Grant COVID-19 full payment
11/13/2020	Valenta Capital Management	163199	1118.00	Business is Back Recovery Grant COVID-19 full payment
11/20/2020	7-Eleven	163200	200.00	Final Restitution C215724
11/20/2020	A & A Languages LLC	163201	120.00	Spanish Interpreter 10/20/20--Roman
11/20/2020	A&E Tire Inc	163202	140.25	#908109-81 - Tire for Unit #243-19
11/20/2020	Advance Stores Company Inc	163205	93.79	#2194-606624 - Part for Unit #178-11
11/20/2020	Advance Stores Company Inc	163205	60.29	#2194-606625 - Part for Unit #743
11/20/2020	Advance Stores Company Inc	163205	7.37	#2194-607076 - Part for Unit #231-13
11/20/2020	Advance Stores Company Inc	163205	5.52	#2194-606826 - Part for Unit #521
11/20/2020	Alliance for Innovation Inc	163206	2550.00	Renewal Organizational Membership
11/20/2020	Aranda Aurea	163207	50.00	Partial Restitution C211743
11/20/2020	AV Tech Electronics Inc	163208	207.20	#0082618-IN - Part for Unit #749
11/20/2020	Baldwin Carla Colleen	163209	1700.00	NYT Costume Services
11/20/2020	Barton Materials LLC	163210	1418.94	Sales Tax Refund

11/20/2020	Biggins James	163212	507.92 Post Employment Benefit
11/20/2020	Birdsall Chiropractic Hand and Foot Clinic LLC	163213	815.28 Business is Back recovery grant COVID-19 full payment
11/20/2020	Bobcat of the Rockies	163214	49.60 #11362101 - Part for Unit #523-15
11/20/2020	Bowditch & Cassell Public Affairs	163215	3000.00 Legislative Lobbying Services for November 2020
11/20/2020	Brannan Sand & Gravel Company LLC	163216	541.20 Asphalt patch in M&O yard
11/20/2020	Brink's Incorporated	163217	101.55 Courier Service
11/20/2020	Brink's Incorporated	163217	235.60 Courier Service
11/20/2020	Brink's Incorporated	163217	101.56 Courier Service
11/20/2020	Bruckner Truck Sales	163219	270.87 #198064V - Part for Unit #169-16
11/20/2020	Bruckner Truck Sales	163219	266.00 #198859V - Part for Unit #166-20
11/20/2020	Central Salt LLC	163222	310.42 Bulk De-icing Salt
11/20/2020	Central Salt LLC	163222	1601.94 Bulk De-icing salt
11/20/2020	Central Salt LLC	163222	1951.57 Bulk De-icing salt
11/20/2020	Central Salt LLC	163222	4046.11 Bulk De-icing salt
11/20/2020	CenturyLink QC	163223	442.82 Phones 3031119601
11/20/2020	CenturyLink QC	163223	38.64 Phones 3034571578
11/20/2020	CenturyLink QC	163223	0.45 Phones 88167368
11/20/2020	Cintas Corporation No 2	163225	199.00 Covid Items-Wipes for dispensers
11/20/2020	Cintas Corporation No 2	163225	68.43 #4065650574 - Mat Rental For M&O Bldg. & Sign Shop
11/20/2020	Cintas Corporation No 2	163225	73.43 #4066364763 - Mat Rental for M&O Bldg. & Sign Shop
11/20/2020	Cintas Corporation No 2	163225	25.84 #4065650574 - Shop Towel & Soap Rental For Fleet Shop
11/20/2020	Cintas Corporation No 2	163225	25.84 #4066364763 - Shop Towel & Soap Rental For Fleet Shop
11/20/2020	Colorado Outdoor Inc	163229	450.00 Programming fee for digital sign
11/20/2020	CPS Distributors Inc	163230	116.36 Solenoid
11/20/2020	Cruz Beatrix Cha Cha	163231	18.70 Zumba Instructor November 10 - 12 2020
11/20/2020	Earth Green Soil Amenities Inc	163234	1335.00 Behind 11643 Pearl St
11/20/2020	Earth Green Soil Amenities Inc	163234	3195.00 West side of Washington
11/20/2020	Envirotech Services Inc	163236	3044.59 Ice slicer RS CDOT Material #10200009
11/20/2020	Envirotech Services Inc	163236	2950.76 Ice slicer RS CDOT Material #10200009
11/20/2020	Envirotech Services Inc	163236	2901.51 Ice slicer RS CDOT Material #10200009
11/20/2020	Envirotech Services Inc	163236	2751.39 Ice slicer RS CDOT Material #10200009
11/20/2020	Express Services Inc	163237	327.17 Northglenn COVID-19 testing site
11/20/2020	Express Services Inc	163237	147.55 Northglenn COVID-19 testing site
11/20/2020	Factory Motor Parts Co	163238	58.13 #39-389924 - Part for Stock #4068 & Shop Supply
11/20/2020	Faris Machinery	163239	287.28 #C55414 - Part for Unit #744-15
11/20/2020	Fields Todd Layne	163241	150.00 Contract 2020-081 services for October: 2.5hrs@\$60/hr
11/20/2020	First Light Video Productions Inc	163242	6731.25 Videos for MMM Sept Nline Covid
11/20/2020	Genuine Parts Company	163245	8.94 #3394-485002 - Shop Supplies
11/20/2020	Genuine Parts Company	163245	-6.52 #3394-472498 - Part Credit
11/20/2020	Genuine Parts Company	163245	32.50 #3394-479907 - Fuel Line Hose for Unit #154-18
11/20/2020	Golf & Sport Solutions	163247	4060.91 Sand and compost
11/20/2020	GT Molecular LLC	163248	2360.00 COVID Wastewater Analysis.
11/20/2020	Guettlein Miranda Lee	163249	180.00 Theatre Instructor September 9 - 30 2020
11/20/2020	Heaton Corporation	163251	861.50 November janitorial services M&O W/WWTP
11/20/2020	Hoffman Parker Wilson & Carberry PC	163252	22743.93 Attorney fees month ending Oct 2020 split with water fund
11/20/2020	Integral Recoveries Inc	163254	2102.50 Collections Payment for October 2020
11/20/2020	Johnson Candy	163256	320.62 Pay equiity discussion/report
11/20/2020	Johnson Robert	163257	65.00 NRC Youth Basketball Refund
11/20/2020	KECI Colorado Inc	163258	8885.00 Asphalt patch 10542 Washington Way
11/20/2020	Keen Dru	163259	50.00 Partial Restitution TE013906
11/20/2020	Keene Concrete Inc	163260	16798.30 Northglenn Dr. & Marion St.
11/20/2020	Kneipp Cody	163261	150.00 Vendor Refund
11/20/2020	Kone Inc	163262	458.08 #959609581 - November Elevator Service For City Hall & Rec Ctr
11/20/2020	Law Office of Kevin C Flesch LLC	163264	835.00 Court Appt Atty Oct. 2020
11/20/2020	M 7 Business Systems LLC	163265	1922.35 Criminal Summons and Complaint
11/20/2020	M 7 Business Systems LLC	163265	153.00 Yellow Envelopes
11/20/2020	Martinez Blanca Alvidrez	163266	50.00 Partial Restitution T345715
11/20/2020	McCoy Sales Corporation	163267	115.34 #7752203 - Part for Unit #169-16
11/20/2020	Output Services Inc	163270	2000.00 Sales Tax Booklets
11/20/2020	Pros Plus LLC	163271	189.00 Softball Umpires October 19 - 26 2020
11/20/2020	Quality-Water Biosystems Inc	163273	525.00 Monthly water quality
11/20/2020	Quality-Water Biosystems Inc	163273	250.00 October water quality
11/20/2020	Raftelis Financial Consultants Inc	163274	9240.00 Director of Human Resources recruitment
11/20/2020	Riepe David J	163276	1550.00 Outdoor Movie Event Dec 19 2020 First Payment
11/20/2020	S & B Confluence-Co LLC	163278	4070.91 Custodial services for November 2020.
11/20/2020	Safe Built Colorado Inc	163279	19526.92 inspection and permit services rendered October 2020
11/20/2020	Schraeder Megan	163280	452.40 Theatre Instructor Oct 8 - Nov 12 2020
11/20/2020	Sedziol Julie	163282	50.00 Partial Restitution T344534
11/20/2020	Seneca Companies	163283	371.96 #1862269 - Diesel Dispenser Repair
11/20/2020	Signature Offset LLC	163284	2007.98 12 pg tabloid
11/20/2020	Sill-Terhar Motors Inc	163285	40670.00 1) 2020 Ford Transit Van 250 per State Price Agreement #142084
11/20/2020	Super-Tech Filter	163286	1390.56 #339971 - One Complete City Wide Filter Change
11/20/2020	Sustainable Traffic Solutions Inc	163287	930.00 Project: SCL Parking Review
11/20/2020	Traffic Signal Controls Inc	163289	1785.00 Repair Traffic Signal at 119th & Grant due to traffic accident.

11/20/2020	United Site Services	163291	487.68 Restrooms
11/20/2020	United States Postal Service	163292	13041.60 Postage for NG Connection
11/20/2020	US Bank NA	163293	10110.88 #869364174043 - Fuel Purchased By City Vehicles Through 10-23-20
11/20/2020	UtiliSync LLC	163294	4000.00 Annual Service from Nov.20 - Nov 19, 2021
11/20/2020	Vantagepoint Transfer Agent	163295	4195.92 GEP Fees
11/20/2020	Vantagepoint Transfer Agent	163295	3306.44 PP Fees
11/20/2020	Weinrauch Paul D	163297	125.00 Photography
11/20/2020	West Direct Oil LLC	163298	674.41 #10346637 - Glycol For All Heating Systems City Wide
11/20/2020	West Direct Oil LLC	163298	1003.15 #10345407 - Grease for Unit #167-19 & Shop
11/20/2020	Xcel Energy	163301	1815.12 Electric/Gas Usage
11/20/2020	Xcel Energy	163301	5286.36 Electric/Gas Usage
11/20/2020	Xcel Energy	163301	4253.17 Electric/Gas Usage
11/20/2020	Xcel Energy	163301	177.95 Electric/Gas Usage
11/20/2020	Xcel Energy	163301	5428.91 Electric/Gas Usage
11/20/2020	Himalaya Enterprises Inc	163302	4311.54 Business is Back Recovery Grant COVID-19 full payment
11/20/2020	Huynh Dung	163303	986.65 Business is Back Recovery Grant COVID-19 full payment
11/20/2020	Strategic Wealth Holdings	163304	909.98 Business is Back Recovery Grant COVID-19 full payment
11/20/2020	Wygonski Phillip	163305	348.33 Business is Back Recovery Grant COVID-19 full payment
11/25/2020	Central Visitation Program	163306	5000.00 TEMPORARY VENDOR CARES ACT GRANT DISTRIBUTION
11/25/2020	Food for Hope	163307	10000.00 TEMPORARY VENDOR CARES ACT GRANT DISTRIBUTION
11/25/2020	Ralston House	163308	10000.00 TEMPORARY VENDOR CARES ACT GRANT DISTRIBUTION
11/25/2020	The Housing Authority of the County of Adams	163309	5425.45 CARES Act funding direct distribution
11/25/2020	Arado Mark	163310	400.00 Retiree Stipend
11/25/2020	Cordova Terry	163312	400.00 Retiree Stipend
11/25/2020	Delta Dental Plan of Colo	163313	171.28 COBRA Dental Insurance
11/25/2020	Delta Dental Plan of Colo	163313	10786.90 Ee Dental Insurance
11/25/2020	Epley Beth	163314	550.00 Mrs Claus
11/25/2020	Family Support Registry	163315	238.00 Employee Withholding
11/25/2020	Family Support Registry	163315	838.62 Employee Withholding
11/25/2020	Industrial Products Mfg Inc	163316	1285.59 SW Loan-May
11/25/2020	Kaiser Permanente	163317	349.51 Retiree Health Insurance
11/25/2020	Kaiser Permanente	163317	4124.15 COBRA Health Insurance
11/25/2020	Kaiser Permanente	163317	202224.89 Ee Health Insurance
11/25/2020	Lumina Entertainment LLC	163318	2400.00 Entertainment
11/25/2020	Lumina Entertainment LLC	163318	800.00 Entertainment-Additional Hour
11/25/2020	McKanna Darryl E	163319	550.00 Santa
11/25/2020	NPD Benevolence Fund	163320	196.00 Flower Fund
11/25/2020	Rodriguez Michele	163321	45.00 Connection Ad
11/25/2020	The Lincoln National Life Ins Co	163322	5271.56 Life and Ltd Insurance
11/25/2020	The Lincoln National Life Ins Co	163322	2140.94 Additional Life Insurance

Conservation Trust Fund

11/20/2020	Gold Star Concrete Inc	163246	650.00 2020 Concrete Trails Program
11/20/2020	Gold Star Concrete Inc	163246	138901.00 C.O.#1 Additional Concrete Work
11/20/2020	Gold Star Concrete Inc	163246	-9405.05 2020 Concrete Trails Program

Capital Projects Fund

11/6/2020	Atkins North America Inc	163096	5060.00 Addendum #1 for Comm. Ctr Bridge Rehab Project-08-31 to 09-27-20
11/6/2020	Barker Rinker Seacat Architecture	163098	44156.96 Professional Services through September 30, 2020
11/6/2020	Cumming Management Group Inc	163114	17718.00 Professional Services through September 30, 2020
11/6/2020	FCI Constructors Inc	163123	1625089.31 Construction services through 8/31/2020
11/6/2020	FCI Constructors Inc	163123	51875.00 CO #11 - ASI 006 Mechanical for elevators
11/6/2020	Felsburg Holt & Ullevig Inc	163124	28815.49 20% Professional Services from Aug.1 to Aug. 28, 2020
11/6/2020	Felsburg Holt & Ullevig Inc	163124	115261.94 80% Professional Services Aug. 1 to Aug. 28, 2020
11/6/2020	Group14 Engineering PBC	163130	5560.50 May 2020 Building Enclosure & Commissioning Services
11/6/2020	Group14 Engineering PBC	163130	2475.00 Water penetration testing
11/6/2020	Kolbe Striping Inc	163142	17529.71 Claude Ct. Striping
11/20/2020	Clayton and Company Inc	163227	10000.00 Appraisal of 11 Acres of land owned by the City of Northglenn
11/20/2020	FCI Constructors Inc	163240	1768405.27 Construction services through 9/30/2020
11/20/2020	FCI Constructors Inc	163240	48760.00 CO #16 - ASI-011 Steel changes
11/20/2020	Gold Star Concrete Inc	163246	930.00 2020 Concrete Trails Program
11/20/2020	Gold Star Concrete Inc	163246	31248.00 C.O.#1 Additional Concrete Work
11/20/2020	Gold Star Concrete Inc	163246	-4874.90 2020 Concrete Trails Program
11/20/2020	Terracon Consultants Inc	163288	1707.25 Materials Testing and Inspection Services through 10/17/20

Water Fund

11/6/2020	Browns Hill Engineering & Controls Inc	163103	4604.00 Clearwell A PLC Replacement (Labor)
11/6/2020	Browns Hill Engineering & Controls Inc	163103	264.00 Radio Communication Issues
11/6/2020	Browns Hill Engineering & Controls Inc	163103	3776.00 Clearwell A PLC Replacement (Materials)
11/6/2020	Colorado Utility Finders	163111	16245.00 2020 Huron Waterline Potholing
11/6/2020	Eurofins Eaton Analytical Inc	163116	825.00 SOC's Analysis

11/6/2020	Evoqua Water Technologies LLC	163117	562.55	Salt Chemical 50# Extra Coarse #W2T8459185
11/6/2020	Farmers Reservoir & Irrigation	163122	-133.31	#2022976-CM SLOC Sept. 2020 Statement-August 2020 Billing Credit
11/6/2020	Farmers Reservoir & Irrigation	163122	10363.64	#2023072-IN - SLOC Oct. 2020 Statement-Sept. 2020 Billing
11/6/2020	Hach Company	163132	4647.40	DR3900 Spectrophotometer Quote#100592530V2
11/6/2020	Hach Company	163132	474.05	Accessories - Sample Cell Quote#100592530V2
11/6/2020	Hach Company	163132	441.04	Accessories - Sample Cell Quote#100592530V2
11/6/2020	Hach Company	163132	25.45	Accessories - Reagent Powder Pillowsl Quote#100592530V2
11/6/2020	Hach Company	163132	25.93	Accessories - Reagent Powder Pillowsl Quote#100592530V2
11/6/2020	Keesen Landscape Management Inc	163141	1200.00	Weed Control
11/6/2020	Nalco Company LLC	163146	7389.90	DLVD 10/19/20 Cat-Floc 4590 lbs@ \$1.61 per lb
11/6/2020	Prairie Dog Pros LLC	163152	425.00	#1284 - Monthly Service Prairie Dog Mitigation @ Bull Reservior
11/6/2020	VWR Funding Inc	163164	30.27	Lab Supplies - BDH Sulfuric Acid
11/6/2020	VWR Funding Inc	163164	124.78	Apply \$52.57 Credit (T# 8089295929) to this invoice payment.
11/6/2020	WALSH GREGORY OR LINDA	163165	170.96	Refund Check
11/13/2020	Brink's Incorporated	163181	353.39	Courier Services
11/13/2020	CenturyLink QC	163183	43.35	Phones3039209057
11/13/2020	CenturyLink QC	163183	131.28	Phones3034511289
11/13/2020	Colorado Dept of Revenue	163184	22.51	Employee Withholding
11/13/2020	Output Services Inc	163187	4500.00	UB Annual Postage 2020
11/20/2020	Absolute Graphics	163203	299.30	Embroidered Apparel
11/20/2020	Absolute Graphics	163203	59.84	Screen Print Apparel
11/20/2020	Absolute Graphics	163203	112.45	Embroidered Apparel
11/20/2020	Absolute Graphics	163203	80.63	Embroidered Hat Apparel
11/20/2020	ACZ Laboratories Inc	163204	300.00	Nonylphenol Analysis
11/20/2020	Brink's Incorporated	163217	353.39	Courier Service
11/20/2020	CenturyLink QC	163223	270.48	Phones 3034522257
11/20/2020	CenturyLink QC	163223	784.70	Phones 3031119601
11/20/2020	Chemtrade Chemicals Corporation	163224	4204.25	DLVD 10/27/20 Aluminum Sulfate 11.711 tons @ 359 per ton
11/20/2020	City of Northglenn	163226	200.00	Water Rebate8045
11/20/2020	City of Northglenn	163226	75.00	Water Rebate10963
11/20/2020	City of Northglenn	163226	100.00	Water Rebate20733
11/20/2020	City of Northglenn	163226	100.00	Water Rebate8188
11/20/2020	City of Northglenn	163226	250.00	Water Rebate5440
11/20/2020	City of Northglenn	163226	75.00	Water Rebate11277
11/20/2020	City of Northglenn	163226	100.00	Water Rebate14335
11/20/2020	City of Northglenn	163226	75.00	Water Rebate10525
11/20/2020	City of Northglenn	163226	100.00	Water Rebate23979
11/20/2020	City of Northglenn	163226	100.00	Water Rebate14352
11/20/2020	CTL Thompson Inc	163232	8109.96	Huron Street Waterline Geotechnical Investigation
11/20/2020	Denver Winpump Company	163233	1695.03	Seal Kits
11/20/2020	Element Water Consulting Inc	163235	1855.00	Water Resources Services Through October 25, 2020
11/20/2020	Fischer Brown & Gunn PC	163243	1605.00	#35190 - Professional Srv.Through 7-31-20 13CW3159 Croke Resvoir
11/20/2020	Fischer Brown & Gunn PC	163243	54.30	#35191 - Professional Srv.Through 7-31-20 18CW3230 CMWC
11/20/2020	Fischer Brown & Gunn PC	163243	6024.80	#35189 - General - Professional Services Through 7-31-20
11/20/2020	Fischer Brown & Gunn PC	163243	183.60	#35469 No. 19CW3202 -Consolidated Mutual Water thru 10-31-20
11/20/2020	Fischer Brown & Gunn PC	163243	234.60	#35468 - 19CW3108-BDC Exchange Professional Srv Thru 10-31-20
11/20/2020	Fischer Brown & Gunn PC	163243	1232.70	#35467 -18CW3159 Croke Reservior Professional Srv Thru 10-31-20
11/20/2020	Fischer Brown & Gunn PC	163243	1410.90	35466 18CW3090 City of Wesminster Professional Srv Thru 10-31-20
11/20/2020	Fischer Brown & Gunn PC	163243	2097.90	#35465 - 18CW3007 -FRICO Standley Change Prof. Srv 10-31-20
11/20/2020	Fischer Brown & Gunn PC	163243	2815.20	#35464 - General - Professional Services Through 10-31-20
11/20/2020	General Air Service & Supply Co	163244	93.60	Cylinder Rentals
11/20/2020	Hazen and Sawyer D.P.C.	163250	30902.50	Solids Handling Improvement Service through 10/2020
11/20/2020	Heaton Corporation	163251	861.50	November janitorial services M&O W/WWTP
11/20/2020	Hoffman Parker Wilson & Carberry PC	163252	265.17	Attorney fees month ending Oct 2020 split with general fund
11/20/2020	Idexx Distribution Inc	163253	229.33	WQC Coliform
11/20/2020	Lamp Rynearson Inc	163263	1309.00	0414497.01-0000077 - Professional Srvs. 7-26-20 to 8-22.20
11/20/2020	Municipal Treatment Equipment Inc	163269	330.50	VFD Install Parts
11/20/2020	Output Services Inc	163270	2000.00	Sales Tax Booklets
11/20/2020	Output Services Inc	163270	905.44	UB Annual Printing 2020
11/20/2020	RICHMOND AQUISITION CORP	163275	120.25	Refund Check
11/20/2020	RingCentral Inc	163277	5524.77	November hosted VoIP service
11/20/2020	Sedaru Inc	163281	10200.00	Sedaru Software Renwal from 12/31/2020 - 12/30/2021 WWTF App
11/20/2020	Vantagepoint Transfer Agent	163295	2797.29	GEP Fees
11/20/2020	VWR Funding Inc	163296	414.35	Lab Supplies - Tygon Tubing
11/20/2020	VWR Funding Inc	163296	574.68	Lab Supplies - Electrode Ross Ultra
11/20/2020	VWR Funding Inc	163296	529.16	Lab Supplies - Thermom Traceable & Tubing
11/20/2020	Xcel Energy	163301	11439.39	Electric/Gas Usage 53-1877559
11/20/2020	Xcel Energy	163301	463.44	Electric/Gas Usage 53-1877559
11/25/2020	Colorado Dept of Revenue	163311	22.42	Employee Withholding
11/25/2020	Delta Dental Plan of Colo	163313	2058.05	Ee Dental Insurance
11/25/2020	Kaiser Permanente	163317	38388.14	Ee Health Insurance
11/25/2020	Kaiser Permanente	163317	349.52	Retiree Health Insurance
11/25/2020	The Lincoln National Life Ins Co	163322	1303.71	Life and Ltd Insurance
11/25/2020	The Lincoln National Life Ins Co	163322	383.91	Additional Life Insurance

Wastewater Fund

11/6/2020	Brown and Caldwell	163102	2123.00	Mixing Zone Study at Outfall 004A.
11/6/2020	Browns Hill Engineering & Controls Inc	163103	66.00	Grit Pump Trending
11/6/2020	Colorado Analytical Lab	163108	56.00	BOD-5 Analysis
11/6/2020	Colorado Analytical Lab	163108	417.60	Metals
11/6/2020	Colorado Analytical Lab	163108	156.80	Metals
11/6/2020	Evoqua Water Technologies LLC	163117	16836.49	DLVD 10/6/20 Bioxide+71 3823 gal @ \$4.404 per gal.
11/6/2020	Excavators LLC	163118	2692.85	Waste Activate Sludge (WAS) Line Tapping.
11/6/2020	Hach Company	163132	16414.10	Phosphax SC Analyzer 6159600. Quote 100597497v1.
11/6/2020	Hach Company	163132	47.69	Fitting Set #LZY111. Quote 100597497v1.
11/6/2020	Hach Company	163132	10.88	Plug #LZY193. Quote 100597497v1.
11/6/2020	Hach Company	163132	433.14	Tubing #LZY195. Quote 100597497v1.
11/6/2020	Hach Company	163132	2211.00	Installation & Service Agreement WRTUPHOSPHAXSC. Quote 100597497
11/6/2020	J.R. Filanc Construction Company Inc	163139	7634.20	CMAR - Lift Station A Services Through 9/30/2020
11/6/2020	Keesen Landscape Management Inc	163141	4000.00	Weed Control
11/6/2020	Waste Connections of Co Inc	163166	564.00	Waste Hauling Service.
11/13/2020	Colorado Dept of Revenue	163184	22.49	Employee Withholding
11/20/2020	BT Construction	163220	7837.50	CMAR Force Main Replacement service through 10/2020
11/20/2020	CDM Smith Inc	163221	4725.00	WWTP Master Plan Renewal service through 10/2020
11/20/2020	Colorado Analytical Lab	163228	56.00	(2) BOD-5 Analsys
11/20/2020	Colorado Analytical Lab	163228	664.60	Metals
11/20/2020	Colorado Analytical Lab	163228	260.80	Metals
11/20/2020	Integrated Water Services Inc	163255	351110.90	CMAR Bunker Hill Replacement service through 10/2020
11/20/2020	Mountain View Water Users	163268	40.00	3000 gallon water usage
11/20/2020	Providence Infrastructure Consultants Inc	163272	65536.00	Lift Station A & Forcemain service through 10/2020
11/20/2020	Providence Infrastructure Consultants Inc	163272	2915.07	Lift Station A & Forcemain service though 10/2020
11/20/2020	Providence Infrastructure Consultants Inc	163272	9849.52	Odor Mitigation Service through 10/2020
11/20/2020	UNCC	163290	366.54	#220100915 - RTL Transmissions Through 10-31-20
11/20/2020	Winn-Marion Inc	163300	20456.00	(8) Samsara IG Hardware
11/20/2020	Winn-Marion Inc	163300	1600.00	(8) Samsara SCADA Licensing
11/20/2020	Winn-Marion Inc	163300	2080.00	(8) Dash Board Configurations
11/20/2020	Winn-Marion Inc	163300	2080.00	(8) Remote Commissioning
11/20/2020	Winn-Marion Inc	163300	4160.00	(8) Onsite Installation
11/20/2020	Xcel Energy	163301	5063.78	Electric/Gas Usage 53-1877559
11/25/2020	Colorado Dept of Revenue	163311	22.58	Employee Withholding
11/25/2020	Delta Dental Plan of Colo	163313	1029.03	Ee Dental Insurance
11/25/2020	Kaiser Permanente	163317	19159.12	Ee Health Insurance
11/25/2020	The Lincoln National Life Ins Co	163322	605.12	Life and Ltd Insurance
11/25/2020	The Lincoln National Life Ins Co	163322	137.03	Additional Life Insurance
11/25/2020	Xcel Energy	163323	90.57	Gas Usage 53-0011660151
11/25/2020	Xcel Energy	163323	1198.35	Gas Usage 53-0011660148

Stormwater Fund

11/25/2020	Delta Dental Plan of Colo	163313	151.19	Ee Dental Insurance
11/25/2020	Kaiser Permanente	163317	460.15	Ee Health Insurance
11/25/2020	The Lincoln National Life Ins Co	163322	38.25	Life and Ltd Insurance

Sanitation Fund

11/6/2020	BFI Waste Systems of North America	163100	8994.72	Oct 1-15 landfill fee for residential trash disposal
11/6/2020	Faris Machinery	163121	576648.00	2020 Mack LR613/Scorpion Side Load Automated Trash Truck per HGA
11/6/2020	Front Range Landfill	163125	45.36	October 1-15 backup landfill services
11/6/2020	Rhinehart Oil Co Inc	163155	626.37	Diesel Exhaust Fluid
11/6/2020	Verizon Connect NWF Inc	163163	150.00	GPS unit
11/6/2020	WM Recycle America LLC	163168	8098.17	September Single Stream Recycling Services
11/20/2020	BFI Waste Systems of North America	163211	8379.91	Oct 16-31 landfill fee for residential trash disposal
11/20/2020	Whitesides Boots & Clothing	163299	109.99	Work boots MS
11/20/2020	Xcel Energy	163301	200.20	Electric/Gas Usage 53-1877559
11/25/2020	Delta Dental Plan of Colo	163313	735.02	Ee Dental Insurance
11/25/2020	Kaiser Permanente	163317	13710.05	Ee Health Insurance
11/25/2020	The Lincoln National Life Ins Co	163322	316.15	Life and Ltd Insurance
11/25/2020	The Lincoln National Life Ins Co	163322	294.77	Additional Life Insurance

Grand Total	\$	6,014,026.43
-------------	----	--------------

CITY OF NORTHGLENN
MAYOR / CITY COUNCIL
2020 OPERATING EXPENDITURES

			COUNCILPERSON											
DATE	TYPE	VENDOR	TOTAL	Council Wide	Mayor Leighty	Witkovich	Peterson	Downing	Brown	Goff	Mullica	Esquibel	Willford	Comment
General Fund 10														
61100 Professional Services														
01/29/20	Check	Bowditch & Cassell Public Affairs	3,000.00	3,000.00										Legislative Lobbying Services
02/03/20	Check	Jo M Mattoon	600.00	600.00										City Council employee evaluation process
02/06/20	Check	Hoffman, Parker, Wilson, & Carberry PC	12,559.07	12,559.07										City Attorney Fee for January 2020
02/06/20	Check	Hoffman, Parker, Wilson, & Carberry PC	3,000.00	3,000.00										Prosecuting Attorney for January 2020
02/10/20	Check	Hoffman, Parker, Wilson, & Carberry PC	40.00	40.00										City Attorney Fee for January 2020
02/25/20	Check	Kaplan Kirsch & Rockwell LLP	710.00	710.00										Water / Wastewater Attorney
02/26/20	Check	Bowditch & Cassell Public Affairs	3,000.00	3,000.00										Legislative Lobbying Services
03/09/20	Check	Hoffman, Parker, Wilson, & Carberry PC	14,110.39	14,110.39										City Attorney Fee for February 2020
03/09/20	Check	Hoffman, Parker, Wilson, & Carberry PC	3,000.00	3,000.00										Prosecuting Attorney for February 2020
03/30/20	Check	Bowditch & Cassell Public Affairs	3,000.00	3,000.00										Legislative Lobbying Services
04/06/20	Check	Hoffman, Parker, Wilson, & Carberry PC	11,538.50	11,538.50										City Attorney Fee for March 2020
04/06/20	Check	Hoffman, Parker, Wilson, & Carberry PC	3,000.00	3,000.00										Prosecuting Attorney for March 2020
04/10/20	Check	Kaplan Kirsch & Rockwell LLP	177.50	177.50										Water / Wastewater Attorney
04/27/20	Check	Bowditch & Cassell Public Affairs	3,000.00	3,000.00										Legislative Lobbying Services
05/07/20	Check	Hoffman, Parker, Wilson, & Carberry PC	19,003.42	19,003.42										City Attorney Fee for April 2020
05/07/20	Check	Hoffman, Parker, Wilson, & Carberry PC	3,000.00	3,000.00										Prosecuting Attorney for April 2020
05/28/20	Check	Bowditch & Cassell Public Affairs	3,000.00	3,000.00										Legislative Lobbying Services
06/08/20	Check	Hoffman, Parker, Wilson, & Carberry PC	24,095.27	24,095.27										City Attorney Fee for May 2020
06/08/20	Check	Hoffman, Parker, Wilson, & Carberry PC	3,000.00	3,000.00										Prosecuting Attorney for May 2020
06/29/20	Check	Bowditch & Cassell Public Affairs	3,000.00	3,000.00										Legislative Lobbying Services
07/08/20	Check	Hoffman, Parker, Wilson, & Carberry PC	15,448.42	15,448.42										City Attorney Fee for June 2020
07/08/20	Check	Hoffman, Parker, Wilson, & Carberry PC	3,000.00	3,000.00										Prosecuting Attorney for June 2020
07/21/20	Check	Jo M Mattoon	600.00	600.00										City Council employee evaluation process
07/28/20	Check	Bowditch & Cassell Public Affairs	3,000.00	3,000.00										Legislative Lobbying Services
08/05/20	Check	Reagan Byrd	2,500.00	2,500.00										Facilitator for Diversity, Inclusivity and Social Equity training
08/12/20	Check	Hoffman, Parker, Wilson, & Carberry PC	16,384.00	16,384.00										City Attorney Fee for July 2020
08/12/20	Check	Hoffman, Parker, Wilson, & Carberry PC	3,000.00	3,000.00										Prosecuting Attorney for July 2020
08/28/20	Check	Bowditch & Cassell Public Affairs	3,000.00	3,000.00										Legislative Lobbying Services
09/09/20	Check	Reagan Byrd	200.00	200.00										Facilitator for Diversity, Inclusivity and Social Equity training
09/09/20	Check	Hoffman, Parker, Wilson, & Carberry PC	15,582.51	15,582.51										City Attorney Fee for August 2020
09/09/20	Check	Hoffman, Parker, Wilson, & Carberry PC	3,000.00	3,000.00										Prosecuting Attorney for August 2020
09/18/20	Check	June Elizabeth Ramos	3,000.00	3,000.00										Council employees annual review process facilitator
09/28/20	Check	Bowditch & Cassell Public Affairs	3,000.00	3,000.00										Legislative Lobbying Services
10/08/20	Check	Hoffman, Parker, Wilson, & Carberry PC	14,720.33	14,720.33										City Attorney Fee for September 2020
10/08/20	Check	Hoffman, Parker, Wilson, & Carberry PC	3,000.00	3,000.00										Prosecuting Attorney for September 2020
10/28/20	Check	Bowditch & Cassell Public Affairs	3,000.00	3,000.00										Legislative Lobbying Services
11/09/20	Check	Hoffman, Parker, Wilson, & Carberry PC	19,743.93	19,743.93										City Attorney Fee for October 2020
11/09/20	Check	Hoffman, Parker, Wilson, & Carberry PC	3,000.00	3,000.00										Prosecuting Attorney for October 2020
11/30/20	Check	Bowditch & Cassell Public Affairs	3,000.00	3,000.00										Legislative Lobbying Services
Total Professional Services														
Actual			234,013.34	234,013.34	-	-	-	-	-	-	-	-	-	-
Budget			283,000.00	283,000.00	-	-	-	-	-	-	-	-	-	-
Variance			48,986.66	48,986.66	-	-	-	-	-	-	-	-	-	-
61500 Communication Services														
01/30/20	Check	Katie Warnke	95.00	95.00										Photo shop charges for city council group pictures
01/31/20	Pcard	Scudder Press	578.40	578.40										City of Northglenn note cards
01/31/20	Pcard	Scudder Press	697.12		697.12									Mingle with the Mayor postcards
02/29/20	Pcard	Scudder Press	677.93		677.93									Mingle with the Mayor postcards
02/29/20	Pcard	Westview Elementary	50.00									25.00	25.00	Ward 4 community meeting room deposit
03/31/20	Pcard	Scudder Press	629.41									314.70	314.71	Ward 4 community meeting post cards
03/31/20	Pcard	Scudder Press	84.00			42.00	42.00							Ward 1 Council member information
04/30/20	Pcard	Scudder Press	540.32	540.32										2020 Legislative Guides
06/30/20	Pcard	Westview Elementary	(50.00)									(25.00)	(25.00)	Refund from the Adams 12 for canceled Ward meeting
06/30/20	Pcard	USPS	5.45						5.45					Mail masks to Council member Brown
06/30/20	Pcard	Scudder Press	608.62			304.31	304.31							Ward 1 Virtual Community meeting post cards
08/13/20	Check	Scudder Press	2,836.22	2,836.22										Diversity Board postcards out to entire city

CITY OF NORTHGLENN
MAYOR / CITY COUNCIL
2020 OPERATING EXPENDITURES

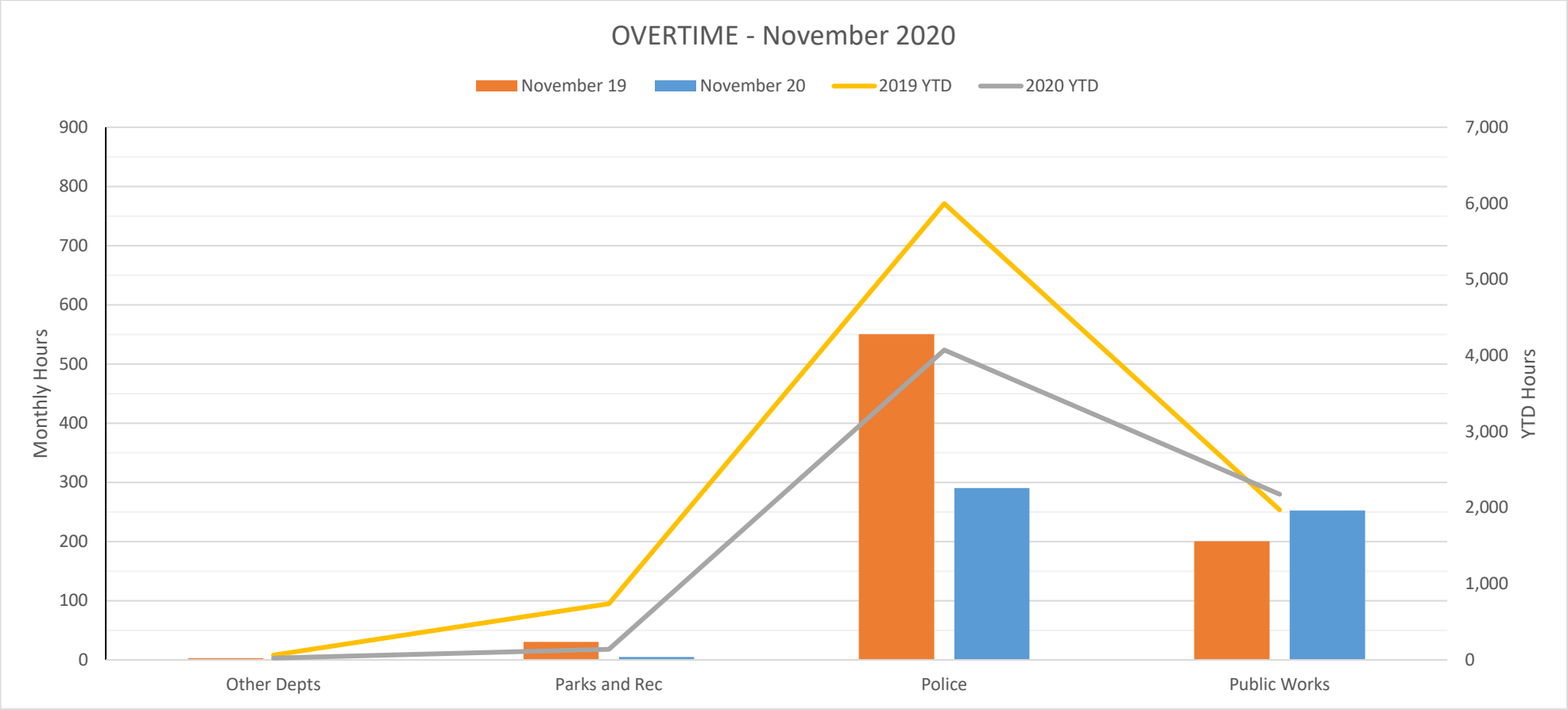
DATE	TYPE	VENDOR	TOTAL	Council Wide	Mayor Leighty	COUNCILPERSON								Comment
						Witkovich	Peterson	Downing	Brown	Goff	Mullica	Esquibel	Willford	
08/31/20	Pcard	Scudder Press	1,305.91			304.31	304.31			348.65	348.64			Ward meeting post cards for Ward 1 and Ward 3
09/30/20	GL	USPS	10,698.41	3,888.13	2,021.00	908.01	908.01	499.26	499.27	521.05	521.06	466.31	466.31	Postage for mailing of Virtual meeting post cards and Diversity Board
09/30/20	Pcard	Scudder Press	687.30					343.65	343.65					Ward 2 Virtual Community meeting post cards
11/30/20	Pcard	Scudder Press	534.75	534.75										2021 Legislative Guide and NATA brochure
Total Communication Services														
Actual			19,978.84	8,472.82	3,396.05	1,558.63	1,558.63	842.91	848.37	869.70	869.70	781.01	781.02	
Budget			20,100.00	20,100.00	-	-	-	-	-	-	-	-	-	
Variance			121.16	11,627.18	(3,396.05)	(1,558.63)	(1,558.63)	(842.91)	(848.37)	(869.70)	(869.70)	(781.01)	(781.02)	
61600 Training/Registration														
01/31/20	Pcard	Colorado Municipal League	110.00					110.00						2020 CML Legislative workshop
01/31/20	Pcard	Colorado Municipal League	110.00							110.00				2020 CML Legislative workshop
01/31/20	Pcard	Colorado Municipal League	110.00										110.00	2020 CML Legislative workshop
01/31/20	Pcard	City of Northglenn	56.00									56.00		NSO lunch meetings
01/31/20	Pcard	National League of Cities	715.00					715.00						NLC conference March 2020 Washington DC
01/31/20	GL	Reverse JE #11 CPAAAN	308.00		28.00			56.00	56.00	56.00		56.00	56.00	Police Awards dinner and Police Ball
02/09/20	Pcard	Colorado Municipal League	140.00				140.00							2020 CML Legislative workshop
02/09/20	Pcard	Colorado Municipal League	311.00				311.00							CML Annual Conference registration
02/09/20	Pcard	Frontier Airlines	326.80					326.80						NLC Conference Washington DC airfare
02/09/20	Pcard	Omni Shorehma	343.70					343.70						NLC Conference Washington DC lodging deposit
02/09/20	Pcard	Five Star Education	300.00								100.00		100.00	Five Star Education Foundation Reach for the Stars Gala
02/09/20	Pcard	Colorado Municipal League	311.00									311.00		CML Annual Conference registration
03/18/20	Check	Joyce Downing	76.75					76.75						NLC Conference - Washington DC
03/31/20	Pcard	Colorado Municipal League	352.00		352.00									CML Conference registration
03/31/20	Pcard	Colorado Municipal League	352.00										352.00	CML Conference registration
03/31/20	Pcard	Omni Shorehma	1,059.57					1,059.57						NLC Conference lodging
05/31/20	Pcard	Credit For Co Municipal League-Esquibel	(311.00)									(311.00)		CML Conference canceled registration refund
05/31/20	Pcard	Credit For Co Municipal League-Leighty	(352.00)		(352.00)									CML Conference canceled registration refund
05/31/20	Pcard	Credit For Co Municipal League-Willford	(352.00)										(352.00)	CML Conference canceled registration refund
05/31/20	Pcard	Credit For Co Municipal League-Witkovich	(311.00)			(311.00)								CML Conference canceled registration refund
07/31/20	Pcard	National League of Cities	25.00					25.00						NLC Constituency Group Virtual Summit
08/31/20	Pcard	National League of Cities	199.00					199.00						NLC fall conference
08/31/20	Pcard	Colorado Municipal League	99.00										99.00	CML virtual conference
08/31/20	Pcard	National League of Cities	15.00					15.00						NLC Resiliency training
09/30/20	Pcard	Oregon Housing Conference on COVID	75.00							75.00				Homelessness Conference on COVID-19
Total Training/Registration														
Actual			4,068.82	-	28.00	-	240.00	2,926.82	56.00	241.00	100.00	112.00	365.00	
Budget			40,500.00	-	4,500.00	4,500.00	4,500.00	4,500.00	4,500.00	4,500.00	4,500.00	4,500.00	4,500.00	
Variance			36,431.18	-	4,472.00	4,500.00	4,260.00	1,573.18	4,444.00	4,259.00	4,400.00	4,388.00	4,135.00	
62100 Office Supplies														
11/30/20	Pcard	Office Depot	39.02	39.02										Envelopes to mail the legislative guides
Total Office Supplies														
Actual			39.02	39.02	-	-	-	-	-	-	-	-	-	
Budget			200.00	200.00	-	-	-	-	-	-	-	-	-	
Variance			160.98	160.98	-	-	-	-	-	-	-	-	-	
62300 Operating Supplies														
01/22/20	Check	Absolute Graphics	434.64	42.80	226.40	73.72				91.72				Logo apparel
01/22/20	Check	Katie Warnke	346.56	346.56										New city council pictures and new city council headshots
01/31/20	Pcard	Fun Services Inc	34.76	34.76										City Council team building supplies
01/31/20	Pcard	Wal-Mart	100.07	100.07										City Council meetings snacks
01/31/20	Pcard	Amazon Mktp Us	23.66	23.66										City Council team building supplies
01/31/20	Pcard	Amazon Mktp Us	35.34	35.34										City Council team building supplies
01/31/20	Pcard	Wal-Mart	5.22	5.22										Fruit for meeting on 1/13/20
01/31/20	Pcard	Target	(13.17)	(13.17)										Return city council team building supplies
01/31/20	Pcard	Dollar Tree	3.00	3.00										City Council team building supplies
01/31/20	Pcard	Wal-Mart	65.47	65.47										City Council team building supplies
01/31/20	Pcard	Target	43.49	43.49										City Council team building supplies
01/31/20	Pcard	Costco Whse	647.89	647.89										City Council team building supplies
01/31/20	Pcard	Dollar Tree	20.00	20.00										City Council team building supplies
01/31/20	Pcard	Office Depot	29.34	29.34										City Council team building supplies
01/31/20	Pcard	Safeway	36.27	36.27										City Council team building supplies
01/31/20	Pcard	Creative Awards	282.24	282.24										Name badges for city council, name plates for new city council pictures
01/31/20	Pcard	Atlanta Bread	393.68	393.68										City Council team building lunch

CITY OF NORTHGLENN
MAYOR / CITY COUNCIL
2020 OPERATING EXPENDITURES

COUNCILPERSON														
DATE	TYPE	VENDOR	TOTAL	Council Wide	Mayor Leighty	Witkovich	Peterson	Downing	Brown	Goff	Mullica	Esquibel	Willford	Comment
01/31/20	Pcard	Safeway	4.91	4.91										Fruit for meeting on 1/27/20
01/31/20	Pcard	Dencol Supply Company	461.25	461.25										City Council team building trophies
01/31/20	Pcard	Lowes	23.10	23.10										City Council team building supplies
01/31/20	Pcard	Greenearth Photography	348.44	348.44										New city council pictures and new city council headshots
01/31/20	Pcard	Parry's Pizza	192.86		192.86									Mingle with the Mayor
01/31/20	Pcard	Customink	305.16	305.16										City Council team building supplies
01/31/20	Pcard	Anypromo	177.34	177.34										City Council team building supplies
01/31/20	Pcard	Minuteman Press	37.50		12.50							12.50	12.50	Business cards
01/31/20	Pcard	Target	6.09	6.09										City Council team building supplies
02/29/20	Pcard	Safeway	28.97	28.97										Study session meeting snacks meeting on 2/3/20
02/29/20	Pcard	Amazon Mktp Us	15.48	15.48										Supplies for National Umbrella Day city council meeting on 2/10/20
02/29/20	Pcard	King Soopers	14.07	14.07										Fruit for meeting on 2/10/20
02/29/20	Pcard	Creative Awards	223.00	223.00										Name plates for city council pictures and new name badges
02/29/20	Pcard	Amazon Mktp Us	28.99	28.99										Salsa for tortillas meeting on 2/24/20
02/29/20	Pcard	Amazon.Com	19.99	19.99										National Tortilla day snacks meeting on 2/24/20
02/29/20	Pcard	Ds Services	35.00	35.00										Water for general meeting use
02/29/20	Pcard	Creative Awards	99.00	99.00										New city council plates for picture at the Justice Center
02/29/20	Pcard	Wal-Mart	37.80	37.80										Fruit and snacks city council meeting on 2/24/20
02/29/20	Pcard	Walgreens	58.71	58.71										City Council meeting snacks
02/29/20	Pcard	Timeless Blossoms	151.15	151.15										Flowers to the family of Becky Brown
02/29/20	Pcard	Cakes by Karen	60.00	60.00										Study session dinner meeting dessert
03/18/20	Check	Joyce Downing	80.34	80.34										Reimbursement to mail to the City the NLC Diversity Award
03/20/20	Check	Absolute Graphics	131.16									131.16		Logo apparel
03/20/20	Check	Absolute Graphics	651.21	157.51		75.76	266.42			151.52				Logo apparel
03/25/20	Check	Absolute Graphics	73.38	12.20	12.22	6.12	6.12	6.12	6.12	6.12	6.12	6.12	6.12	Northglenn logo baseball caps
03/31/20	Pcard	Safeway	49.22	49.22										Study session dinner meeting on 3/2/20
03/31/20	Pcard	Applebees	294.16	294.16										Study session dinner meeting on 3/2/20
03/31/20	Pcard	Atlanta Bread	319.67	319.67										Legislative Day under the Dome breakfast
03/31/20	Pcard	Target	19.11	19.11										Meeting snacks for meeting on 3/9/20
03/31/20	Pcard	Scudder Press	22.00	22.00										Northglenn Logos for City Council pictures
03/31/20	Pcard	Creative Awards	50.00	50.00										New gold plate for Council picture at the Justice Center
03/31/20	Pcard	Ds Services	40.91	40.91										Water general meeting use
03/31/20	Pcard	Scudder Press	266.00	266.00										Meeting information post cards
03/31/20	Pcard	Walgreens	1.99	1.99										Black and white photo of Mayor for council chambers
03/31/20	Pcard	USPS	240.00	240.00										Charge to mail post cards for upcoming events
03/31/20	Pcard	Minuteman Press	75.00		12.50	12.50			12.50	12.50	12.50		12.50	Business cards
07/31/20	Pcard	Scudder Press	197.00			98.50	98.50							Ward 1 informational cards for constituents
07/31/20	Pcard	Co Comm Media	40.00			40.00								Digital and paper copy of Northglenn/Thornton Sentinel
10/30/20	Pcard	Amazon.com	22.46			22.46								Racial Healing Handbook
10/31/20	Pcard	Amazon.com	22.46							22.46				Racial Healing Handbook
Total Operating Supplies														
Actual			7,413.34	5,748.18	456.48	329.06	371.04	6.12	18.62	284.32	18.62	149.78	31.12	
Budget			12,000.00	-	1,333.33	1,333.33	1,333.33	1,333.33	1,333.33	1,333.33	1,333.33	1,333.33	1,333.36	
Variance			4,586.66	(5,748.18)	876.85	1,004.27	962.29	1,327.21	1,314.71	1,049.01	1,314.71	1,183.55	1,302.24	
68100 Dues/Fees														
01/03/20	Check	Adams County Finance Department	7,000.00	7,000.00										
01/07/20	Check	Adams County Economic Development	11,357.00	11,357.00										Annual membership dues
01/08/20	Check	Colorado Municipal League	21,918.00	21,918.00										Annual membership dues
01/08/20	Check	Denver Regional Council of Governors	3,900.00	3,900.00										Annual membership dues
01/08/20	Check	Civic Results	3,109.60	3,109.60										Annual membership dues
01/09/20	Check	United States Conference of Mayors	3,489.00	3,489.00										Annual membership dues
01/16/20	Check	Adams County Education Consortium	850.00	850.00										Annual membership dues
01/22/20	Check	City of Westminster	1,200.00	1,200.00										Annual membership dues
01/22/20	Check	Colorado Communities for Climate Action	5,000.00	5,000.00										Annual membership dues
02/04/20	Check	Regional Air Quality Council	3,400.00	3,400.00										Annual membership dues
03/02/20	Check	CML dues rebate	(657.53)	(657.53)										CML Dues rebate
03/23/20	Check	Adams County Youth Initiative	5,000.00	5,000.00										Annual membership dues
06/01/20	Check	Denver Regional Council of Governors	3,900.00	3,900.00										Annual membership dues
08/12/20	Check	National League of Cities	3,419.00	3,419.00										Annual membership dues
Total Dues/Fees														
Actual			72,885.07	72,885.07	-	-	-	-	-	-	-	-	-	
Budget			84,000.00	84,000.00	-	-	-	-	-	-	-	-	-	
Variance			11,114.93	11,114.93	-	-	-	-	-	-	-	-	-	

CITY OF NORTHGLENN
MAYOR / CITY COUNCIL
2020 OPERATING EXPENDITURES

			COUNCILPERSON											
DATE	TYPE	VENDOR	TOTAL	Council Wide	Mayor Leighty	Witkovich	Peterson	Downing	Brown	Goff	Mullica	Esquibel	Willford	Comment
68200 Grants/Donations														
01/31/20	Pcard	OAF Sponsorship-Ralston House Dinner	1,500.00	1,500.00										Ralston House dinner
02/05/20	Check	Northglenn Historic Preservation	5,000.00	5,000.00										Fee for upkeep to the Stonehocker House
02/25/20	Check	Northglenn Arts and Humanities	77,714.00	77,714.00										Per capita payment
09/30/20	Pcard	Indulge for CASA Sponsorship	2,500.00	2,500.00										
09/30/20	Pcard	Northglenn Thornton Rotary Club	500.00	500.00										Sponsorship of Rotary Duck Derby
10/31/20	Pcard	Food Bank of the Rockies	1,500.00	1,500.00										
Total Grant/Donations														
Actual			88,714.00	88,714.00	-	-	-	-	-	-	-	-	-	
Budget			123,905.00	123,905.00	-	-	-	-	-	-	-	-	-	
Variance			35,191.00	35,191.00	-	-	-	-	-	-	-	-	-	
68900 Contingency														
Total Contingency														
Actual			-	-	-	-	-	-	-	-	-	-	-	
Budget			50,000.00	50,000.00	-	-	-	-	-	-	-	-	-	
Variance			50,000.00	50,000.00	-	-	-	-	-	-	-	-	-	
General Fund 10 Totals														
Actual			427,112.43	409,872.43	3,880.53	1,887.69	2,169.67	3,775.85	922.99	1,395.02	988.32	1,042.79	1,177.14	
Budget			613,705.00	561,205.00	5,833.33	5,833.33	5,833.33	5,833.33	5,833.33	5,833.33	5,833.33	5,833.33	5,833.36	
Variance			186,592.57	151,332.57	1,952.80	3,945.64	3,663.66	2,057.48	4,910.34	4,438.31	4,845.01	4,790.54	4,656.22	
Water Fund 50														
61100 Professional Services														
02/06/20	Check	Hoffman, Parker, Wilson, & Carberry PC	1,233.95	1,233.95										City Attorney Fee for January 2020
03/09/20	Check	Hoffman, Parker, Wilson, & Carberry PC	2,534.50	2,534.50										City Attorney Fee for February 2020
03/24/20	Check	Kaplan Kirsch & Rockwell LLP	142.00	142.00										Water / Wastewater Attorney
04/06/20	Check	Hoffman, Parker, Wilson, & Carberry PC	1,286.80	1,286.80										City Attorney Fee for March 2020
05/07/20	Check	Hoffman, Parker, Wilson, & Carberry PC	1,553.50	1,553.50										City Attorney Fee for April 2020
06/08/20	Check	Hoffman, Parker, Wilson, & Carberry PC	1,270.45	1,270.45										City Attorney Fee for May 2020
07/08/20	Check	Hoffman, Parker, Wilson, & Carberry PC	185.00	185.00										City Attorney Fee for June 2020
08/12/20	Check	Hoffman, Parker, Wilson, & Carberry PC	259.00	259.00										City Attorney Fee for July 2020
09/09/20	Check	Hoffman, Parker, Wilson, & Carberry PC	530.33	530.33										City Attorney Fee for August 2020
10/08/20	Check	Hoffman, Parker, Wilson, & Carberry PC	857.17	857.17										City Attorney Fee for September 2020
11/09/20	Check	Hoffman, Parker, Wilson, & Carberry PC	265.17	265.17										City Attorney Fee for October 2020
Total Professional Services														
Actual			10,117.87	10,117.87	-	-	-	-	-	-	-	-	-	
Budget			60,000.00	60,000.00	-	-	-	-	-	-	-	-	-	
Variance			49,882.13	49,882.13	-	-	-	-	-	-	-	-	-	
Water Fund 50 Totals														
Actual			10,117.87	10,117.87	-	-	-	-	-	-	-	-	-	
Budget			60,000.00	60,000.00	-	-	-	-	-	-	-	-	-	
Variance			49,882.13	49,882.13	-	-	-	-	-	-	-	-	-	



CITY OF NORTHGLENN
Capital Improvement Program

Project Description	2020 Adopted Budget	YTD November 2020 Actuals		2021 Estimate	2022 Estimate	2023 Estimate	2024 Estimate	5-Year Total	Funding Source
		YTD Expenditures	Amount Remaining						
<u>CONSERVATION TRUST FUND</u>									
Greenway Trail Replacement	\$ 200,000	\$ 181,465	\$ 18,535	\$ 50,000	\$ 50,000	\$ 50,000	\$ 50,000	\$ 400,000	CTF
Sensory Playground Repair	250,000	-	250,000	-	-	-	-	250,000	CTF
NWOS Facility Improvements	27	27	-	-	-	-	-	27	CTF
Bocce Ball Court	-	-	-	10,000	-	-	-	10,000	CTF
Total	\$ 450,027	\$ 181,492	\$ 268,535	\$ 60,000	\$ 50,000	\$ 50,000	\$ 50,000	\$ 660,027	

CITY OF NORTHGLENN
Capital Improvement Program

Project Description	2020 Adopted Budget	YTD November 2020 Actuals		2021 Estimate	2022 Estimate	2023 Estimate	2024 Estimate	5-Year Total	Funding Source
		YTD Expenditures	Amount Remaining						
CDBG FUND									
Pedestrian Mobility	\$ 139,053	\$ 20,510	\$ 118,543	\$ 225,000	\$ 225,000	\$ 225,000	\$ 225,000	\$ 1,039,053	CDBG
Total	\$ 139,053	\$ 20,510	\$ 118,543	\$ 225,000	\$ 225,000	\$ 225,000	\$ 225,000	\$ 1,039,053	

CITY OF NORTHGLENN
Capital Improvement Program

Project Description	2020 Adopted Budget	YTD November 2020 Actuals		2021 Estimate	2022 Estimate	2023 Estimate	2024 Estimate	5-Year Total	Funding Source
		YTD Expenditures	Amount Remaining						
CAPITAL PROJECTS FUND									
ADCO Sensory Park Playground	\$ 375,000	\$ -	\$ 375,000	\$ -	\$ -	\$ -	\$ -	\$ 375,000	ADCOO
Emergency Park Repairs	25,000	-	25,000	25,000	25,000	25,000	25,000	125,000	ADCOO
NWOS Facilities Improv	24,869	270	24,599	-	-	-	-	24,869	ADCOO
NWOS Facilities Improv	2,420	-	2,420	-	-	-	-	2,420	GRANT
Tennis Court Repair	250,000	-	250,000	-	-	-	-	250,000	ADCOO
ADCO Wyco Tennis Court	300,000	-	300,000	-	-	-	-	300,000	GRANT
Kiwanis Bath House Reno	25,883	11,322	14,561	-	-	-	-	25,883	GRANT
Justice Center West Park	39,527	16,492	23,035	-	-	-	-	39,527	ADCOO
Justice Center West Park	147,161	94,491	52,670	-	-	-	-	147,161	GRANT
Justice Center West Park	58,580	53,938	4,642	-	-	-	-	58,580	GRANT
E.B. Rains Renovation	-	-	-	750,000	-	-	-	750,000	ADCOO
Playground Equipment Replacement	50,000	-	50,000	50,000	50,000	50,000	50,000	250,000	ADCOO
Residential Street Program	3,227,388	3,230,844	(3,456)	800,000	800,000	800,000	800,000	6,427,388	ADCOT / GENERAL
Traffic Signal Upgrade	331,728	55,511	276,217	100,000	100,000	100,000	100,000	731,728	ADCOT / GENERAL
Concrete Program	100,000	92,623	7,377	-	-	-	-	100,000	ADCOT
120th Ave Widening	3,940,043	79,235	3,860,808	-	-	-	-	3,940,043	4.000 MILLS
120th Ave Widening	6,997,000	219,209	6,777,791	-	-	-	-	6,997,000	GRANT
School Zone Safety	66,486	29,917	36,569	50,000	100,000	50,000	100,000	366,486	GENERAL
Civic Center Master Plan	51,000,000	17,965,468	33,034,532	-	-	-	-	51,000,000	DEBT PROCEEDS
112th N Metro Rail	155,462	18,558	136,904	-	-	-	-	155,462	GRANT
112th N Metro Rail	18,230	12,555	5,675	-	-	-	-	18,230	GENERAL
City Hall Space Assessment	352,607	3,919	348,688	-	-	-	-	352,607	GENERAL
Traffic Calming	250,000	189,750	60,250	-	-	-	-	250,000	ADCOT
Melody Dr Traffic Calming	999,776	863,589	136,187	-	-	-	-	999,776	4.000 MILLS
Community Center Dr Bridge	78,361	57,457	20,904	600,000	-	-	-	678,361	GENERAL
104th Ave - Zuni to Huron	1,500,000	1,028,046	471,954	-	-	-	-	1,500,000	4.000 MILLS
Civic Center Master Plan Ph2	-	24,500	(24,500)	500,000	-	-	-	500,000	1/2%
Huron Street Rehabilitation	-	-	-	600,000	1,200,000			1,800,000	4.000 MILLS
Civic Center Master Plan Debt	2,800,000	-	2,800,000	2,800,000	2,800,000	2,800,000	2,800,000	14,000,000	1/2%, MJ, GENERAL
Justice Center Debt	1,468,019	-	1,468,019	1,468,269	1,466,769	1,468,519	1,468,269	7,339,845	1/2%
Total	\$ 74,583,540	\$ 24,047,694	\$ 50,535,846	\$ 7,743,269	\$ 6,541,769	\$ 5,293,519	\$ 5,343,269	\$ 99,505,366	

CITY OF NORTHGLENN
Capital Improvement Program

Project Description	2020 Adopted Budget	YTD November 2020 Actuals		2021 Estimate	2022 Estimate	2023 Estimate	2024 Estimate	5-Year Total	Funding Source
		YTD Expenditures	Amount Remaining						
<u>WATER FUND</u>									
Water Line Replacement	\$ 353,470	\$ 178,115	\$ 175,355	\$ 100,000	\$ 100,000	\$ 100,000	\$ 100,000	\$ 753,470	WF
Standley Lake Pipeline	150,000	150,000	-	150,000	150,000	150,000	150,000	750,000	WF
North Low Zone Tank Painting	275,000	-	275,000	-	-	-	-	275,000	WF
Lab Information Management System	150,883	8,076	142,807	-	-	-	-	150,883	WF
Waste Handling Improvements	300,000	65,663	234,337	2,700,000	-	-	-	3,000,000	WF
Filter to Waste Automation	180,000	11,150	168,850	-	-	-	-	180,000	WF
Bull Reservoir Pump Replacement	600,000	-	600,000	-	-	-	-	600,000	WF
Total	\$ 2,009,353	\$ 413,004	\$ 1,596,349	\$ 2,950,000	\$ 250,000	\$ 250,000	\$ 250,000	\$ 5,709,353	

CITY OF NORTHGLENN
Capital Improvement Program

Project Description	2020 Adopted Budget	YTD November 2020 Actuals		2021 Estimate	2022 Estimate	2023 Estimate	2024 Estimate	5-Year Total	Funding Source
		YTD Expenditures	Amount Remaining						
WASTEWATER FUND									
Collection System Rehab	\$ 471,665	\$ 221,685	\$ 249,980	\$ 250,000	\$ 250,000	\$ 250,000	\$ 250,000	\$ 1,471,665	WWF
Bunker Hill Lift Station	3,373,038	1,192,715	2,180,323	-	-	-	-	3,373,038	WWF
Lift Station B Assessment	250,000	18,175	231,825	-	-	-	-	250,000	WWF
Lift Station A & Forcemain Replacement	3,253,801	731,302	2,522,499	25,000,000	-	-	-	28,253,801	WWF
Lift Station SCADA	150,000	-	150,000	-	-	-	-	150,000	WWF
Lift Station Flow Meters	500,000	-	500,000	-	-	-	-	500,000	WWF
Total	\$ 7,998,504	\$ 2,163,877	\$ 5,834,627	\$ 25,250,000	\$ 250,000	\$ 250,000	\$ 250,000	\$ 33,998,504	

CITY OF NORTHGLENN
Capital Improvement Program

Project Description	2020 Adopted Budget	YTD November 2020 Actuals		2021 Estimate	2022 Estimate	2023 Estimate	2024 Estimate	5-Year Total	Funding Source
		YTD Expenditures	Amount Remaining						
<u>STORMWATER FUND</u>									
Grange Hall Creek MDP & FHAD	\$ 70,000	\$ -	\$ 70,000	\$ -	\$ -	\$ -	\$ -	\$ 70,000	SWF
Storm Drainage System Improvement	262,555	-	262,555	100,000	100,000	100,000	100,000	662,555	SWF
Total	\$ 332,555	\$ -	\$ 332,555	\$ 100,000	\$ 100,000	\$ 100,000	\$ 100,000	\$ 732,555	
CITY-WIDE TOTAL	<u>\$ 85,513,032</u>	<u>\$ 26,826,577</u>	<u>\$ 58,686,455</u>	<u>\$ 36,328,269</u>	<u>\$ 7,416,769</u>	<u>\$ 6,168,519</u>	<u>\$ 6,218,269</u>	<u>\$ 141,644,858</u>	

Executed Contracts (below \$50,000) for November 2020

<u>Vendor</u>	<u>Contract</u>	<u>Contract Dates</u>		<u>Total</u>	<u>Purpose</u>
	<u>Executed</u> <u>Date</u>	<u>Start</u>	<u>End</u>	<u>Amount</u>	
Alley Cat Beads	11/2/2020			\$ 645.00	Business is Back Recovery Grant
Tik Tok Ink, LLC	11/2/2020			\$ 4,335.13	Business is Back Recovery Grant
The Courts, LLC	11/2/2020			\$ 5,000.00	Business is Back Recovery Grant
Clear Water Reptiles dba Scales 'N Tails Northglenn	11/2/2020			\$ 4,135.00	Business is Back Recovery Grant
Boardwalk Pizzeria	11/2/2020			\$ 523.48	Business is Back Recovery Grant
Core Progression	11/2/2020			\$ 450.00	Business is Back Recovery Grant
North Metro Tax Service dba Northglenn Tax Services	11/2/2020			\$ 647.87	Business is Back Recovery Grant
SpeedWise IT Services	11/2/2020			\$ 2,054.72	Business is Back Recovery Grant
Deja Vu Vapes	11/3/2020			\$ 5,000.00	Business is Back Recovery Grant
Urban Squeeze, LLC	11/3/2020			\$ 2,137.08	Business is Back Recovery Grant
D&D Mapes Inc. dba Office Evolution Metro North - Northglenn	11/3/2020			\$ 5,000.00	Business is Back Recovery Grant
Wanderspring, LLC	11/3/2020			\$ 1,616.91	Business is Back Recovery Grant
Autumn Abbott - Transamerica Financial	11/3/2020			\$ 2,699.00	Business is Back Recovery Grant
Scientific Martial Arts and Fitness	11/3/2020			\$ 2,558.00	Business is Back Recovery Grant
Good Medicine Massage, LLC	11/3/2020			\$ 1,285.69	Business is Back Recovery Grant
Creative Realities, LLC	11/3/2020			\$ 470.57	Business is Back Recovery Grant
Quirky Homebrew Supply	11/3/2020			\$ 374.88	Business is Back Recovery Grant
FCI Constructors, Inc.	11/5/2020			\$ 6,810.00	2019-043 Change Order #15 - NGCC Phase 1 Implementation
FCI Constructors, Inc.	11/5/2020			\$ 25,431.00	2019-043 Change Order #19 - NGCC Phase 1 Implementation
FCI Constructors, Inc.	11/5/2020			\$ 22,732.00	2019-043 Change Order #20 - NGCC Phase 1 Implementation
FCI Constructors, Inc.	11/5/2020			\$ (2,112.00)	2019-043 Change Order #21 - NGCC Phase 1 Implementation
FCI Constructors, Inc.	11/5/2020			\$ 3,169.00	2019-043 Change Order #22 - NGCC Phase 1 Implementation
FCI Constructors, Inc.	11/5/2020			\$ 11,173.00	2019-043 Change Order #24 - NGCC Phase 1 Implementation
Economic and Planning Systems (EPS)	11/8/2020			\$ 20,000.00	2020-100 NGCC Developer Negotiations
Beloved Soul Healer LLC	11/12/2020			\$ 3,251.30	Business is Back Recovery Grant
High Ride Cycle LLC	11/12/2020			\$ 1,535.01	Business is Back Recovery Grant
SpeedWise IT Services	11/12/2020			\$ 921.45	Business is Back Recovery Grant
A Small Business Solution, Inc.	11/12/2020			\$ 5,000.00	Business is Back Recovery Grant
Nova Staging & Redesign LLC	11/12/2020			\$ 90.29	Business is Back Recovery Grant
Quirky Homebrew Supply	11/12/2020			\$ 200.00	Business is Back Recovery Grant
Little Boots Early Learning Center, Inc.	11/12/2020			\$ 5,000.00	Business is Back Recovery Grant
MMB Health Services Corp dba Senior Helpers	11/12/2020			\$ 5,000.00	Business is Back Recovery Grant
Valenta Capital Management	11/12/2020			\$ 1,118.00	Business is Back Recovery Grant
Bueno/Kirk Inc. dba @Cheers	11/12/2020			\$ 1,489.47	Business is Back Recovery Grant
JVA Inc.	11/12/2020			\$ 5,007.52	2019-085A Addendum #1 - Water Treatment Plant Master Plan Update Project
Lewis & Ellis, Inc.	11/14/2020			\$ 1,700.00	2020-024 Addendum #1 - GASB OPEB Reporting/Actuarial Consultant Services
Strategic Wealth Holdings dba Transamerica Financial Advisors	11/18/2020			\$ 909.98	Business is Back Recovery Grant
Wygonski Chiropractic LLC dba Discover Health & Wellness Northglenn	11/18/2020			\$ 348.33	Business is Back Recovery Grant
Himalaya Enterprises, Inc. dba Ymart	11/18/2020			\$ 4,311.54	Business is Back Recovery Grant
Fu Shing	11/18/2020			\$ 986.65	Business is Back Recovery Grant
Northglenn Historic Preservation Commission	11/18/2020			\$ -	MOU for Use of Fire Truck
Playtime, LLC	11/20/2020			\$ 9,674.00	2019-103 Change Order #1 - NGCC Phase 1 Implementation - Indoor Play Equipment
Brannan Sand and Gravel Company, LLC	11/20/2020			\$ 319,953.48	2020-044 Change Order #2 - 2020 Residential Street Program
J&T Consulting	11/20/2020			\$ 10,000.00	2020-102 2021 On-Call Engineering Services
Sturgeon Electric Company, Inc.	11/20/2020			\$ 45,000.00	2020-103 2021 Traffic Signal Inspection, Maintenance & Emergency Response
American West Construction	11/20/2020			\$ 40,000.00	2020-105 2021 On-Call Water/Wastewater Emergency Response
Q Table BBQ Buffet LLC dba Seoul BBQ 2	11/30/2020			\$ 4,073.76	Business is Back Recovery Grant
Waggin' Tails Dog Resort and Spa	11/30/2020			\$ 274.35	Business is Back Recovery Grant

Scientific Martial Arts and Fitness	11/30/2020	\$ 2,442.00	Business is Back Recovery Grant
Vida Consejeria Individual & Familiar	11/30/2020	\$ 5,000.00	Business is Back Recovery Grant
Cannabody Alternative Medicine & Massage	11/30/2020	\$ 1,800.79	Business is Back Recovery Grant
		<u>\$ 601,224.25</u>	