



**April 2021**

**Monthly Financial Packet**



# City of Northglenn

## Financial Packet

### Packet Contents

| <u>Description</u>                    | <u>Page #</u> |
|---------------------------------------|---------------|
| Executive Summary                     | 1             |
| Financial Statements                  | 2             |
| Cash and Investments                  | 8             |
| Marketplace Sales Tax History Chart   | 9             |
| Citywide Sales Tax History Chart      | 10            |
| Geographic Code Tax Data              | 11            |
| Accounts Payable Disbursement Listing | 12            |
| City Council Operating Expenditures   | 18            |
| Overtime Report                       | 20            |
| CIP Report                            | 21            |
| Summary of Executed Contracts         | 27            |



CITY OF  
Northglenn

**City of Northglenn**  
**Interim Financial Statements**  
**For the Period Ending**  
**April 2021**

---

**Executive Summary:**

- **Sales/Use Tax**
  - Year-to-date sales and use tax is up 12.5% compared to the previous year.
  - Year-to-date details behind overall sales and use tax include: Auto Use Tax +12.8%; Sales Tax 14.3%; Food Tax +.25%; Marijuana Tax +13.5%
- **General Fund**
  - Year-to-date revenues within the General Fund total \$7,296,449, an increase over last year's collections by 2.3% or \$160,955. The overall increases in taxes were offset by decreases in intergovernmental, charges for services and investment earnings.
  - General Fund year-to-date expenditures total \$8,498,193 accounting for 31.4% of the annual appropriation. Expenditures within the fund are consistent with the planned budget, except for claims which are higher than anticipated.
- **Water Fund**
  - Water Fund year-to-date revenues total \$2,494,929. This is an increase of 2.5% or \$61,159 when compared to the prior year. Revenues restricted for water resources are \$697,215, up 9.3% versus the prior year. The restricted revenue for debt service, which comes from the food for home consumption sales tax is up .25%, and totals \$321,325 year-to-date.
  - Year-to-date expenditures within the Water Fund total \$2,331,097 and account for 15.3% of the annual appropriation. Fund expenditures increased by \$104,832 or 4.7% when compared to the same period of 2020.
- **Wastewater Fund**
  - Wastewater Fund year-to-date revenues total \$1,956,025. This is an increase of approximately 55.4% or \$697,118 as compared to the prior year due to developer contributions.
  - Year-to-date operating expenditures within the Wastewater Fund total \$1,895,850 and account for 5.5% of the annual appropriation. Fund expenditures increased by \$514,994 or 37.3% when compared to the same period of 2020 largely due to an increase in capital project expenditures.
  - Other financing sources/uses indicates the issuance of the 2021 Wastewater Revenue Bonds to fund the Lift Station A and Force Main project.
- **Stormwater Fund**
  - Year-to-date revenues within the Stormwater Fund total \$120,658, a decrease from last year by approximately .3% or \$397.
  - Stormwater Fund year-to-date expenditures total \$49,435 and account for 7.5% of the annual appropriation. Fund expenditures increased by \$22,013 or 80.3% when compared to the same period of 2020 due to consulting costs incurred.
- **Sanitation Fund**
  - Sanitation Fund year-to-date revenues total \$525,174, an increase of \$6,862 or 1.3% from the same period last year.
  - Year-to-date expenditures within the Sanitation Fund total \$431,159 and account for 21.4% of the annual appropriation. Expenditures within the fund are 10.9% or \$42,279 higher than this time last year.

**Revenue Report  
April 30, 2021  
General Fund**

|                                    | <b>2021<br/>Adopted Budget</b> | <b>Actual as of<br/>April 30, 2021</b> | <b>Over/(Under)<br/>Budget</b> | <b>Collection<br/>Rate</b> | <b>Prior Year<br/>Actual as of<br/>April 30, 2020</b> | <b>Over/(Under)<br/>Prior Year</b> | <b>Percent<br/>Difference</b> |
|------------------------------------|--------------------------------|--|--------------------------------|----------------------------|---|------------------------------------|-------------------------------|
| <b>Taxes</b>                       |                                |  |                                |                            |   |                                    |                               |
| Property Taxes                     | \$ 3,616,905                   | \$ 1,547,434                           | \$ (2,069,471)                 | 42.78%                     | \$ 1,466,511  | \$ 80,923                          | 5.52%                         |
| Sales Taxes                        | 13,845,737                     | 3,643,700                              | (10,202,037)                   | 26.32%                     | 3,196,340   | 447,360                            | 14.00%                        |
| Use Tax                            | 2,569,785                      | 656,781                                | (1,913,004)                    | 25.56%                     | 644,746   | 12,035                             | 1.87%                         |
| Other Tax                          | 305,518                        | 26,291                                 | (279,227)                      | 8.61%                      | 61,918  | (35,627)                           | -57.54%                       |
| <b>Total Taxes*</b>                | <b>20,337,945</b>              | <b>5,874,206</b>                       | <b>(14,463,739)</b>            | <b>28.88%</b>              | <b>5,369,515</b>                                      | <b>504,691</b>                     | <b>9.40%</b>                  |
| <b>Intergovernmental Revenues</b>  | 1,714,194                      | 348,822                                | (1,365,372)                    | <b>20.35%</b>              | 432,949   | (84,127)                           | <b>-19.43%</b>                |
| <b>Licenses and Permits</b>        | 838,695                        | 255,119                                | (583,576)                      | <b>30.42%</b>              | 227,792   | 27,327                             | <b>12.00%</b>                 |
| <b>Charges for Services</b>        | 2,330,131                      | 411,332                                | (1,918,799)                    | <b>17.65%</b>              | 779,645   | (368,313)                          | <b>-47.24%</b>                |
| <b>Fines and Forfeitures</b>       | 600,000                        | 203,381                                | (396,619)                      | <b>33.90%</b>              | 125,038   | 78,343                             | <b>62.66%</b>                 |
| <b>Investment Earnings</b>         | 425,000                        | 86,838                                 | (338,162)                      | <b>20.43%</b>              | 155,817   | (68,979)                           | <b>-44.27%</b>                |
| <b>Other Revenues</b>              | 157,000                        | 116,751                                | (40,249)                       | <b>74.36%</b>              | 28,109  | 88,642                             | <b>315.35%</b>                |
| <b>Total Revenues</b>              | <b>26,402,965</b>              | <b>7,296,449</b>                       | <b>(19,106,516)</b>            | <b>27.63%</b>              | <b>7,118,865</b>                                      | <b>177,584</b>                     | <b>2.49%</b>                  |
| <b>Other Financing Sources</b>     | -                              | -                                      | -                              | <b>N/A</b>                 | 16,629  | (16,629)                           | <b>-100.00%</b>               |
| <b>Total General Fund Revenues</b> | <b>\$ 26,402,965</b>           | <b>\$ 7,296,449</b>                    | <b>\$ (19,106,516)</b>         | <b>27.63%</b>              | <b>\$ 7,135,494</b>                                   | <b>\$ 160,955</b>                  | <b>2.26%</b>                  |

\*Due to normal collection cycles, the tax revenues presented in the above statement represent amounts collected as of the prior month and not of that of the period being reported.

**Expenditure Report  
April 30, 2021  
General Fund**

|  | <b>2021<br/>Adopted Budget</b> | <b>Actual as of<br/>April 30, 2021</b> | <b>Over/(Under)<br/>Budget</b> | <b>Spending<br/>Rate</b> | <b>Prior Year<br/>Actual as of<br/>April 30, 2020</b> | <b>Over/(Under)<br/>Prior Year</b> | <b>Percent<br/>Difference</b> |
|--|--------------------------------|--|--------------------------------|--------------------------|---|------------------------------------|-------------------------------|
| <b>Legislative</b>                     | \$ 739,189                     | 257,443                                | \$ (481,746)                   | <b>34.83%</b>            | \$ 268,327  | \$ (10,884)                        | <b>-4.06%</b>                 |
| <b>City Manager</b>                    | 2,693,911                      | 667,948                                | (2,025,963)                    | <b>24.79%</b>            | 675,882   | (7,934)                            | <b>-1.17%</b>                 |
| <b>City Clerk</b>                      | 451,500                        | 108,978                                | (342,522)                      | <b>24.14%</b>            | 105,069   | 3,909                              | <b>3.72%</b>                  |
| <b>Human Resources</b>                 | 808,175                        | 490,688                                | (317,487)                      | <b>60.72%</b>            | 416,562   | 74,126                             | <b>17.79%</b>                 |
| <b>Technology</b>                      | 1,024,455                      | 357,074                                | (667,381)                      | <b>34.86%</b>            | 310,813   | 46,261                             | <b>14.88%</b>                 |
| <b>Finance</b>                         | 521,644                        | 164,534                                | (357,110)                      | <b>31.54%</b>            | 139,544   | 24,990                             | <b>17.91%</b>                 |
| <b>Planning &amp; Development</b>      | 1,489,302                      | 379,396                                | (1,109,906)                    | <b>25.47%</b>            | 373,872   | 5,524                              | <b>1.48%</b>                  |
| <b>Parks, Recreation and Cultural</b>  | 4,898,022                      | 1,199,179                              | (3,698,843)                    | <b>24.48%</b>            | 1,219,425   | (20,246)                           | <b>-1.66%</b>                 |
| <b>Police</b>                          | 11,503,053                     | 3,772,087                              | (7,730,966)                    | <b>32.79%</b>            | 3,508,365   | 263,722                            | <b>7.52%</b>                  |
| <b>Public Works</b>                    | 2,773,524                      | 852,612                                | (1,920,912)                    | <b>30.74%</b>            | 857,486   | (4,874)                            | <b>-0.57%</b>                 |
| <b>Total Operating Expenditures</b>    | <b>26,902,775</b>              | <b>8,249,939</b>                       | <b>(18,652,836)</b>            | <b>30.67%</b>            | <b>7,875,345</b>                                      | <b>374,594</b>                     | <b>4.76%</b>                  |
| <b>Other Financing Uses</b>            | 125,000                        | 248,254                                | 123,254                        | <b>198.60%</b>           | 51,519  | 196,735                            | <b>381.87%</b>                |
| <b>Total General Fund Expenditures</b> | <b>\$ 27,027,775</b>           | <b>\$ 8,498,193</b>                    | <b>\$ (18,529,582)</b>         | <b>31.44%</b>            | <b>\$ 7,926,864</b>                                   | <b>\$ 571,329</b>                  | <b>7.21%</b>                  |

**Revenue and Expenditure Report**  
**April 30, 2021**  
**Water Fund**

|   | <b>2021<br/>Adopted Budget</b> | <b>Actual as of<br/>April 30, 2021</b> | <b>Over/(Under)<br/>Budget</b> | <b>Collection/<br/>Spending<br/>Rates</b> | <b>Prior Year<br/>Actual as of<br/>April 30, 2020</b> | <b>Current Year<br/>Over/(Under)<br/>Prior Year</b> | <b>Percent<br/>Difference</b> |
|---|--------------------------------|--|--------------------------------|---|---|---|-------------------------------|
| <b>Revenues</b>                           |                                |  |                                |   |   |   |                               |
| Water Charges                             | \$ 8,380,600                   | \$ 1,395,662                           | \$ (6,984,938)                 | 16.65%                                    | \$ 1,347,096  | \$ 48,566   | 3.61%                         |
| Water Resources Revenue                   | 2,740,900                      | 697,215                                | (2,043,685)                    | 25.44%                                    | 638,009   | 59,206  | 9.28%                         |
| Debt Service Revenue                      | 1,334,000                      | 321,325                                | (1,012,675)                    | 24.09%                                    | 320,528   | 797   | 0.25%                         |
| Intergovernmental Revenue                 | -                              | -                                      | -                              | N/A                                       | 22,546  | (22,546)  | -100.00%                      |
| Investment Earnings                       | 426,000                        | 80,557                                 | (345,443)                      | 18.91%                                    | 105,383   | (24,826)  | -23.56%                       |
| Miscellaenous Revenue                     | -                              | 170                                    | 170                            | N/A                                       | 208   | (38)  | -18.27%                       |
| <b>Total Water Fund Revenues</b>          | <b>12,881,500</b>              | <b>2,494,929</b>                       | <b>(10,386,571)</b>            | <b>19.37%</b>                             | <b>2,433,770</b>                                      | <b>61,159</b>                                       | <b>2.51%</b>                  |
| <b>Expenditures</b>                       |                                |  |                                |   |   |   |                               |
| Operating Expenditures                    | 6,402,889                      | 2,121,968                              | (4,280,921)                    | 33.14%                                    | 1,774,454   | 347,514   | 19.58%                        |
| Capital Outlay                            | 6,228,341                      | 192,630                                | (6,035,711)                    | 3.09%                                     | 357,747   | (165,117)   | -46.15%                       |
| Water Resources Expenditures              | 1,600,000                      | 16,499                                 | (1,583,501)                    | 1.03%                                     | 94,064  | (77,565)  | -82.46%                       |
| Debt Service Expenditures                 | 1,014,760                      | -                                      | (1,014,760)                    | 0.00%                                     | -   | -   | N/A                           |
| <b>Total Water Fund Expenditures</b>      | <b>15,245,990</b>              | <b>2,331,097</b>                       | <b>(12,914,893)</b>            | <b>15.29%</b>                             | <b>2,226,265</b>                                      | <b>104,832</b>                                      | <b>4.71%</b>                  |
| <b>Other Financing Sources / (Uses)</b>   | <b>-</b>                       | <b>-</b>                               | <b>-</b>                       | <b>N/A</b>                                | <b>-</b>  | <b>-</b>  | <b>N/A</b>                    |
| <b>Revenues Over/(Under) Expenditures</b> | <b>\$ (2,364,490)</b>          | <b>\$ 163,832</b>                      | <b>\$ 2,528,322</b>            | <b>N/A</b>                                | <b>\$ 207,505</b>                                     | <b>\$ (43,673)</b>                                  | <b>-21.05%</b>                |

|                                 |              |              |                |        |              |            |        |
|---------------------------------|--------------|--------------|----------------|--------|--------------|------------|--------|
| <i>Operating Revenue:</i>       |              |              |                |        |              |            |        |
| <i>Water Usage</i>              | \$ 8,022,000 | \$ 1,285,822 | \$ (6,736,178) | 16.03% | \$ 1,292,476 | \$ (6,654) | -0.51% |
| <i>Water Resources Revenue:</i> |              |              |                |        |              |            |        |
| <i>Non-Food Sales/Use Tax*</i>  | \$ 2,740,900 | \$ 697,215   | \$ (2,043,685) | 25.44% | \$ 638,009   | \$ 59,206  | 9.28%  |
| <i>Debt Service:</i>            |              |              |                |        |              |            |        |
| <i>Food Taxes*</i>              | \$ 1,334,000 | \$ 321,325   | \$ (1,012,675) | 24.09% | \$ 320,528   | \$ 797     | 0.25%  |

\*Due to normal collection cycles, the tax revenues presented in the above statement represent amounts collected as of the prior month and not of that of the period being reported.



**Revenue and Expenditure Report**  
**April 30, 2021**  
**Wastewater Fund**

|   | <b>2021<br/>Adopted Budget</b> | <b>Actual as of<br/>April 30, 2021</b> | <b>Over/(Under)<br/>Budget</b> | <b>Collection/<br/>Spending<br/>Rates</b> | <b>Prior Year<br/>Actual as of<br/>April 30, 2020</b> | <b>Current Year<br/>Over/(Under)<br/>Prior Year</b> | <b>Percent<br/>Difference</b> |
|---|--------------------------------|--|--------------------------------|---|---|---|-------------------------------|
| <b>Revenues</b>                           |                                |  |                                |   |   |   |                               |
| Wastewater Charges                        | \$ 5,092,000                   | \$ 1,286,347                           | \$ (3,805,653)                 | <b>25.26%</b>                             | \$ 1,231,718  | \$ 54,629   | <b>4.44%</b>                  |
| Investment Earnings                       | 122,500                        | 22,501                                 | (99,999)                       | <b>18.37%</b>                             | 24,911  | (2,410)   | <b>-9.67%</b>                 |
| Contributions                             | -                              | 647,177                                | 647,177                        | <b>N/A</b>                                | 2,278   | 644,899   | <b>28309.88%</b>              |
| Miscellaneous Revenue                     | -                              | -                                      | -                              | <b>N/A</b>                                | -   | -   | <b>N/A</b>                    |
| <b>Total Wastewater Fund Revenues</b>     | <b>5,214,500</b>               | <b>1,956,025</b>                       | <b>(3,258,475)</b>             | <b>37.51%</b>                             | <b>1,258,907</b>                                      | <b>697,118</b>                                      | <b>55.37%</b>                 |
| <b>Expenditures</b>                       |                                |  |                                |   |   |   |                               |
| Operating Expenditures                    | 3,321,527                      | 770,013                                | (2,551,514)                    | <b>23.18%</b>                             | 747,984   | 22,029  | <b>2.95%</b>                  |
| Capital Outlay                            | 30,260,015                     | 1,125,837                              | (29,134,178)                   | <b>3.72%</b>                              | 632,872   | 492,965   | <b>77.89%</b>                 |
| Debt Service Expenditures                 | 1,097,636                      | -                                      | -                              |   | -   | -   |                               |
| <b>Total Wastewater Fund Expenditures</b> | <b>34,679,178</b>              | <b>1,895,850</b>                       | <b>(31,685,692)</b>            | <b>5.47%</b>                              | <b>1,380,856</b>                                      | <b>514,994</b>                                      | <b>37.30%</b>                 |
| <b>Other Financing Sources / (Uses)</b>   | -                              | 26,642,299                             | 26,642,299                     | <b>N/A</b>                                | (30,500)  | 26,672,799  | <b>N/A</b>                    |
| <b>Revenues Over/(Under) Expenditures</b> | <b>\$ (29,464,678)</b>         | <b>\$ 26,702,474</b>                   | <b>\$ 55,069,516</b>           | <b>N/A</b>                                | <b>\$ (152,449)</b>                                   | <b>\$ 26,854,923</b>                                | <b>N/A</b>                    |

**Revenue and Expenditure Report**  
**April 30, 2021**  
**Stormwater Fund**

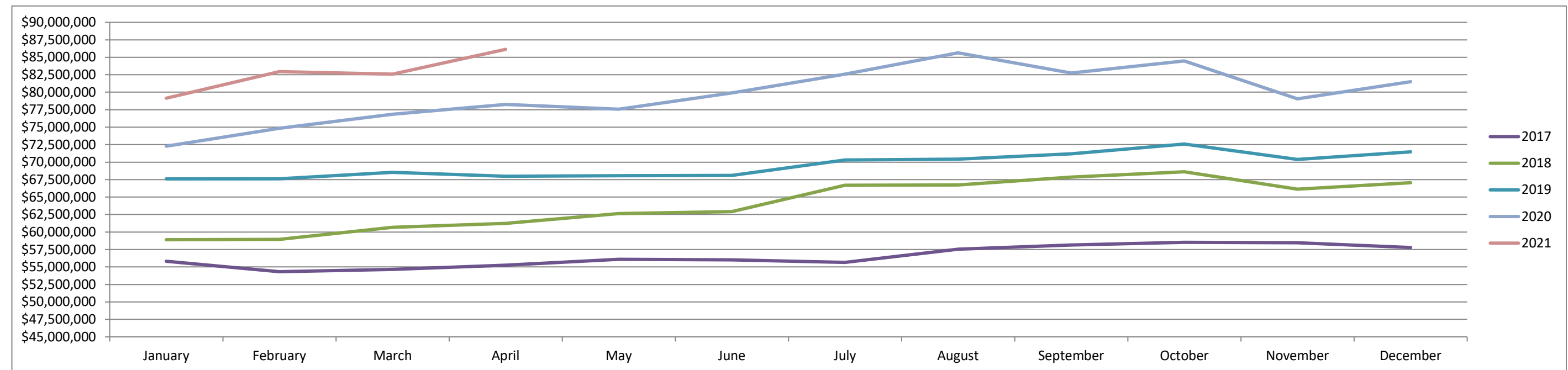
|   | <u>2021<br/>Adopted Budget</u> | <u>Actual as of<br/>April 30, 2021</u> | <u>Over/(Under)<br/>Budget</u> | <u>Collection/<br/>Spending<br/>Rates</u> | <u>Prior Year<br/>Actual as of<br/>April 30, 2020</u> | <u>Current Year<br/>Over/(Under)<br/>Prior Year</u> | <u>Percent<br/>Difference</u> |
|---|--------------------------------|--|--------------------------------|---|---|---|-------------------------------|
| <b>Revenues</b>                           |                                |  |                                |   |   |   |                               |
| Stormwater Charges                        | \$ 449,000                     | \$ 116,159                             | \$ (332,841)                   | 25.87%                                    | \$ 115,659  | \$ 500  | 0.43%                         |
| Investment Earnings                       | 9,000                          | 4,499                                  | (4,501)                        | 49.99%                                    | 5,396   | (897)   | -16.62%                       |
| Miscellaneous Revenue                     | -                              | -                                      | -                              | N/A                                       | -   | -   | N/A                           |
| <b>Total Stormwater Revenues</b>          | <b>458,000</b>                 | <b>120,658</b>                         | <b>(337,342)</b>               | <b>26.34%</b>                             | <b>121,055</b>  | <b>(397)</b>  | <b>-0.33%</b>                 |
| <b>Expenditures</b>                       |                                |  |                                |   |   |   |                               |
| Stormwater Collection                     | 176,843                        | 49,435                                 | (127,408)                      | 27.95%                                    | 27,422  | 22,013  | 80.27%                        |
| Capital Outlay                            | 482,555                        | -                                      | (482,555)                      | 0.00%                                     | -   | -   | N/A                           |
| <b>Total Stormwater Expenditures</b>      | <b>659,398</b>                 | <b>49,435</b>                          | <b>(609,963)</b>               | <b>7.50%</b>                              | <b>27,422</b>   | <b>22,013</b>                                       | <b>80.27%</b>                 |
| <b>Revenues Over/(Under) Expenditures</b> | <b>\$ (201,398)</b>            | <b>\$ 71,223</b>                       | <b>\$ 272,621</b>              | <b>N/A</b>                                | <b>\$ 93,633</b>                                      | <b>\$ (22,410)</b>                                  | <b>-23.93%</b>                |

**Revenue and Expenditure Report**  
**April 30, 2021**  
**Sanitation Fund**

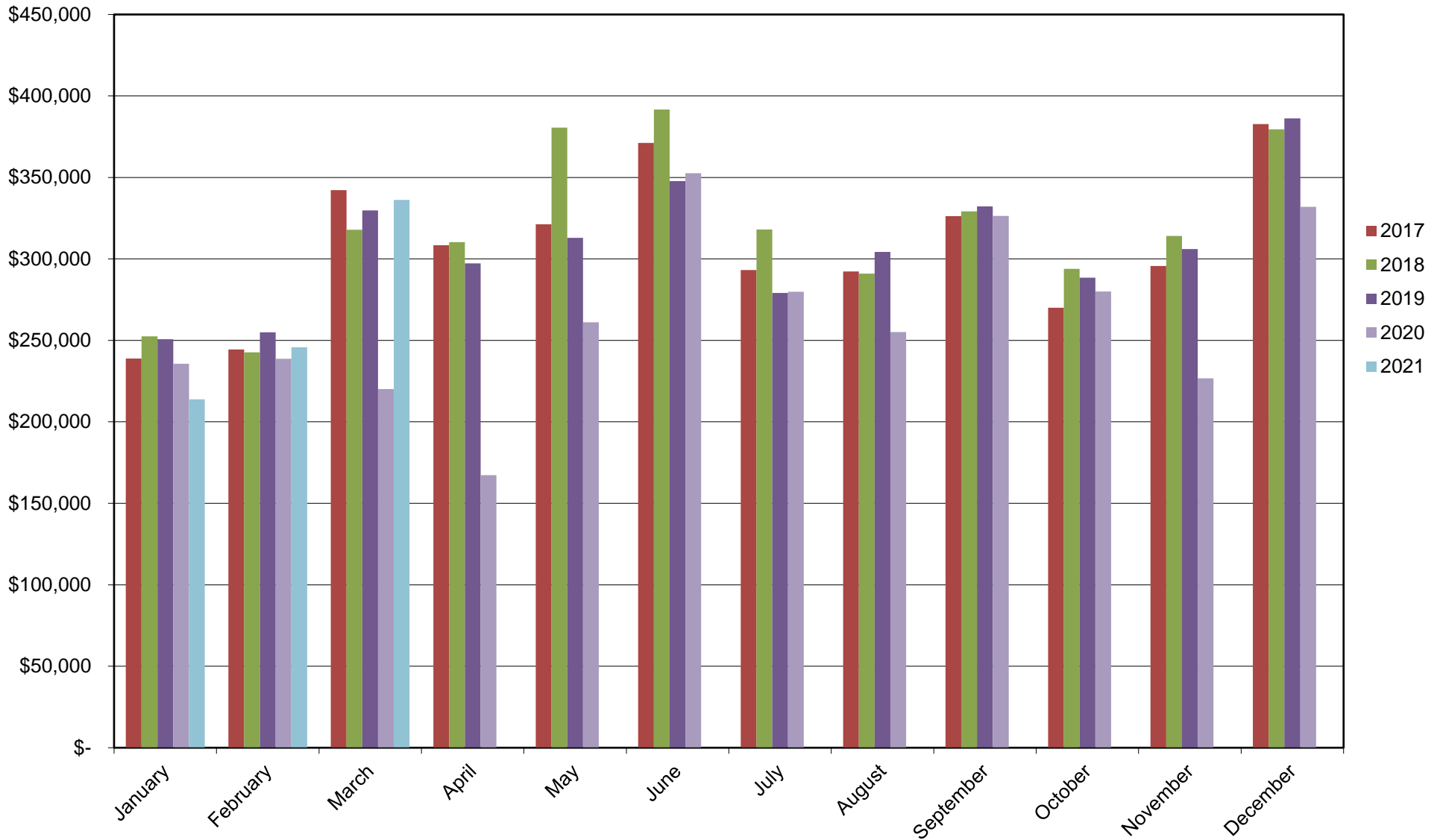
|   | <u>2021<br/>Adopted Budget</u> | <u>Actual as of<br/>April 30, 2021</u> | <u>Over/(Under)<br/>Budget</u> | <u>Collection/<br/>Spending<br/>Rates</u> | <u>Prior Year<br/>Actual as of<br/>April 30, 2020</u> | <u>Current Year<br/>Over/(Under)<br/>Prior Year</u> | <u>Percent<br/>Difference</u> |
|---|--------------------------------|--|--------------------------------|---|---|---|-------------------------------|
| <b>Revenues</b>                           |                                |  |                                |   |   |   |                               |
| Trash Charges                             | \$ 1,858,000                   | \$ 508,101                             | \$ (1,349,899)                 | 27.35%                                    | \$ 495,532  | \$ 12,569   | 2.54%                         |
| Recycling Revenue                         | 13,000                         | 2,025                                  | (10,975)                       | 15.58%                                    | 1,991   | 34  | 1.71%                         |
| Polycart Revenue                          | 18,000                         | 6,810                                  | (11,190)                       | 37.83%                                    | 5,068   | 1,742   | 34.37%                        |
| Intergovernmental Revenue                 | -                              | -                                      | -                              | N/A                                       | -   | -   | N/A                           |
| Investment Earnings                       | 70,000                         | 8,238                                  | (61,762)                       | 11.77%                                    | 15,705  | (7,467)   | -47.55%                       |
| Miscellaneous Revenue                     | -                              | -                                      | -                              | N/A                                       | 16  | (16)  | -100.00%                      |
| <b>Total Sanitation Revenues</b>          | <u>1,959,000</u>               | <u>525,174</u>                         | <u>(1,433,826)</u>             | <u>26.81%</u>                             | <u>518,312</u>  | <u>6,862</u>  | <u>1.32%</u>                  |
| <b>Expenditures</b>                       |                                |  |                                |   |   |   |                               |
| Solid Waste Collection                    | 1,493,540                      | 431,159                                | (1,062,381)                    | 28.87%                                    | 388,880   | 42,279  | 10.87%                        |
| Capital Outlay                            | 520,000                        | -                                      | (520,000)                      | 0.00%                                     | -   | -   | N/A                           |
| <b>Total Sanitation Expenditures</b>      | <u>2,013,540</u>               | <u>431,159</u>                         | <u>(1,582,381)</u>             | <u>21.41%</u>                             | <u>388,880</u>  | <u>42,279</u>                                       | <u>10.87%</u>                 |
| <b>Other Financing Sources / (Uses)</b>   | -                              | -                                      | -                              | N/A                                       | -   | -   | N/A                           |
| <b>Revenues Over/(Under) Expenditures</b> | <u>\$ (54,540)</u>             | <u>\$ 94,015</u>                       | <u>\$ 148,555</u>              | <u>N/A</u>                                | <u>\$ 129,432</u>                                     | <u>\$ (35,417)</u>                                  | <u>-27.36%</u>                |

## Cash & Investments

|                       | 2021                   |                        |                        |                        |               |               |               |               |               |               |               |               |
|-----------------------|------------------------|------------------------|------------------------|------------------------|---------------|---------------|---------------|---------------|---------------|---------------|---------------|---------------|
|                       | January                | February               | March                  | April                  | May           | June          | July          | August        | September     | October       | November      | December      |
| General Fund          | \$22,033,522.98        | \$22,002,906.76        | \$23,124,741.07        | \$22,745,070.92        |               |               |               |               |               |               |               |               |
| CTF                   | \$731,618.59           | \$732,468.48           | \$841,936.21           | \$842,393.16           |               |               |               |               |               |               |               |               |
| CDBG                  | (\$57,725.00)          | (\$2,886.25)           | \$0.00                 | \$0.00                 |               |               |               |               |               |               |               |               |
| Capital Projects Fund | \$28,313,055.85        | \$32,360,054.96        | \$30,600,761.18        | \$34,329,009.81        |               |               |               |               |               |               |               |               |
| Water Fund            | \$20,708,776.35        | \$20,664,619.18        | \$20,861,201.55        | \$21,225,636.08        |               |               |               |               |               |               |               |               |
| Wastewater Fund       | \$4,233,000.07         | \$3,935,525.26         | \$3,790,830.74         | \$3,588,466.20         |               |               |               |               |               |               |               |               |
| Stormwater Fund       | \$1,134,768.70         | \$1,145,723.09         | \$1,183,319.43         | \$1,207,500.76         |               |               |               |               |               |               |               |               |
| Sanitation Fund       | \$2,048,856.08         | \$2,112,394.59         | \$2,183,397.48         | \$2,197,199.39         |               |               |               |               |               |               |               |               |
| <b>Total</b>          | <b>\$79,145,873.62</b> | <b>\$82,950,806.07</b> | <b>\$82,586,187.66</b> | <b>\$86,135,276.32</b> | <b>\$0.00</b> | <b>\$0.00</b> | <b>\$0.00</b> | <b>\$0.00</b> | <b>\$0.00</b> | <b>\$0.00</b> | <b>\$0.00</b> | <b>\$0.00</b> |

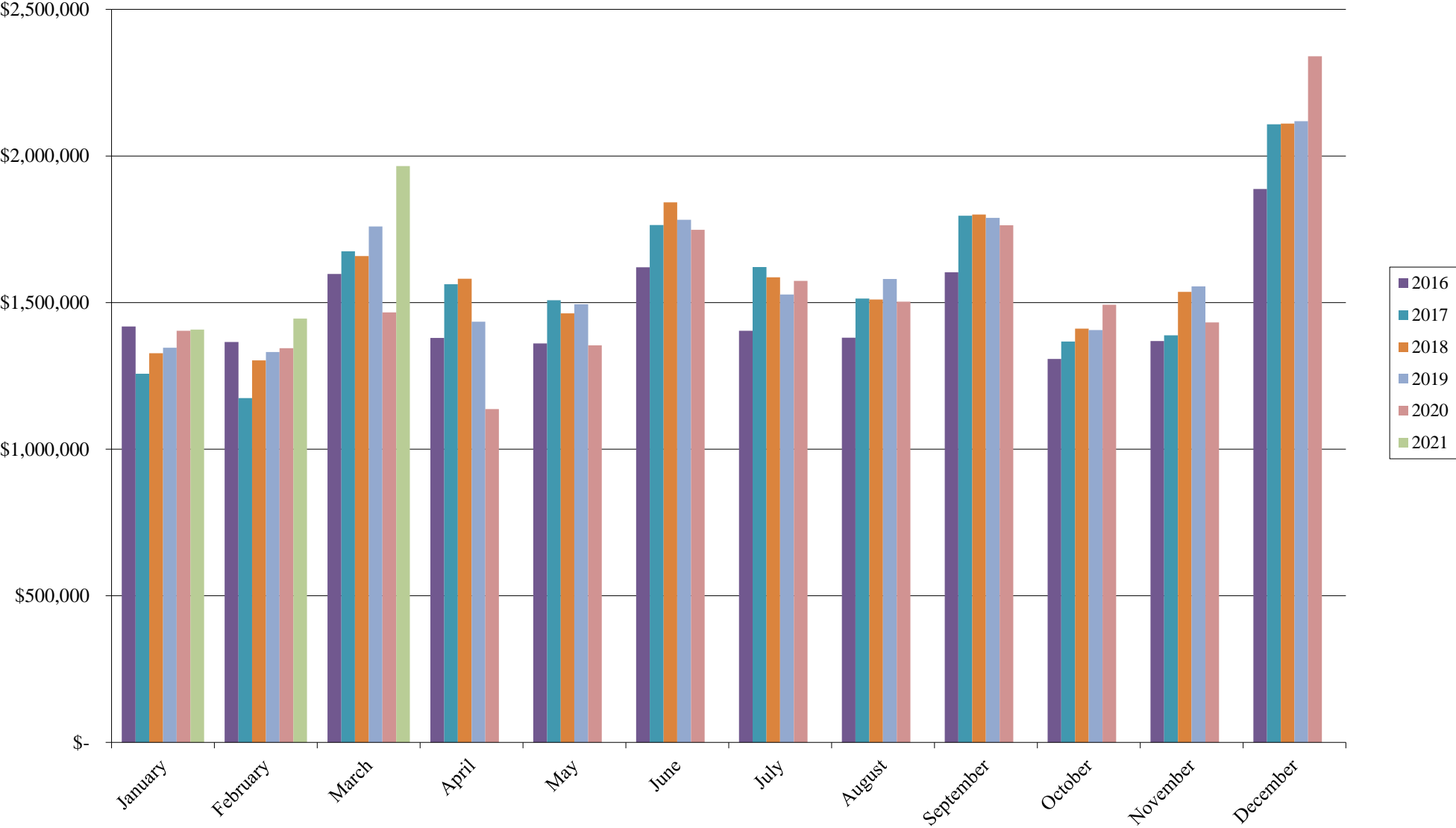


## Marketplace Sales Tax History Chart



Due to normal collection cycles, the tax revenues presented above represent amounts collected as of the prior month and not that of the period being reported.

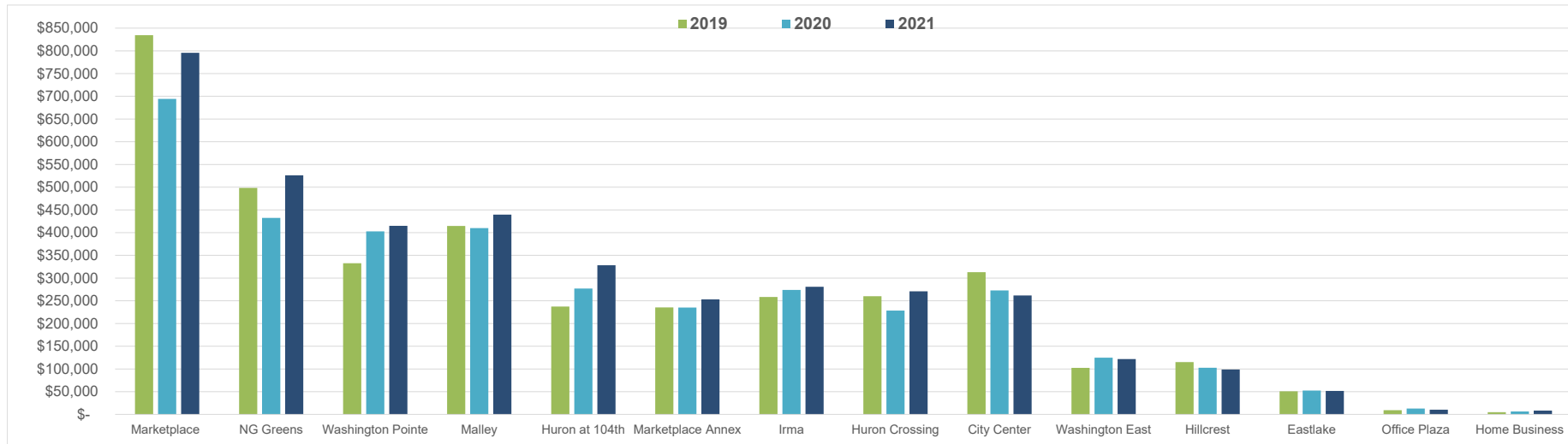
# Northglenn Sales Tax History Chart



Due to normal collection cycles, the tax revenues presented above represent amounts collected as of the prior month and not that of the period being reported.

### Tax Collected by Geographic Code

| Ranking | Area              | Year-to-Date |              |              |              |              | \$ Change  | % Change | Sample of Area Businesses  |
|---------|-------------------|--------------|--------------|--------------|--------------|--------------|------------|----------|--|
|         |                   | 2017         | 2018         | 2019         | 2020         | 2021         |            |          |  |
| 1       | Marketplace       | \$ 825,444   | \$ 740,830   | \$ 834,632   | \$ 694,368   | \$ 795,773   | \$ 101,405 | 14.60%   | Ross, Lowes, Cinzettis, Texas Roadhouse, Pet Smart                   |
| 2       | NG Greens         | 478,264      | 529,366      | 498,432      | 432,536      | 526,044      | 93,509     | 21.62%   | Best Buy, Boot Barn, Applebees, AMF                                  |
| 3       | Washington Pointe | 275,299      | 274,822      | 332,687      | 402,896      | 414,836      | 11,940     | 2.96%    | O'Reilly, Safeway, Petco, Burger King, IGADI                         |
| 4       | Malley            | 408,442      | 385,604      | 414,609      | 410,048      | 439,540      | 29,493     | 7.19%    | Green Solutions, Sherwin Williams, Vitamin Cottage, Mile High Thrift |
| 5       | Huron at 104th    | 83,307       | 112,970      | 237,216      | 276,915      | 328,122      | 51,207     | 18.49%   | Tamale Kitchen, Save-a-Lot, Arby's, AutoZone                         |
| 6       | Marketplace Annex | 220,861      | 229,255      | 235,374      | 235,171      | 253,018      | 17,847     | 7.59%    | McDonald's, Car Toys, Taco Bell                                      |
| 7       | Irma              | 228,310      | 219,779      | 258,433      | 273,977      | 280,972      | 6,995      | 2.55%    | Physician Preferred, Advanced Collision, A Good Shop, The Glenn      |
| 8       | Huron Crossing    | 243,847      | 268,611      | 259,971      | 228,344      | 270,910      | 42,567     | 18.64%   | Peerless Tire, Cracker Barrel, bgood, Northglenn Autobody            |
| 9       | City Center       | 302,403      | 296,366      | 312,916      | 272,898      | 261,801      | (11,096)   | -4.07%   | Boondocks, Ramada, Longhorn Steakhouse, Panera                       |
| 10      | Washington East   | 100,387      | 103,806      | 102,378      | 124,731      | 121,727      | (3,004)    | -2.41%   | Walgreens, Tires Plus, Sonic, Pizza Hut                              |
| 11      | Hillcrest         | 101,262      | 97,662       | 115,233      | 102,715      | 98,811       | (3,904)    | -3.80%   | Red Lobster, Santiago's, Fastsigns                                   |
| 12      | Eastlake          | 44,007       | 54,705       | 50,959       | 52,645       | 51,782       | (863)      | -1.64%   | Circle K, Santiago's, Jiffy Lube                                     |
| 13      | Office Plaza      | 9,943        | 11,364       | 9,388        | 12,896       | 10,335       | (2,561)    | -19.86%  | Diamond Shamrock   |
| 14      | Home Business     | 5,601        | 7,260        | 4,829        | 6,520        | 8,584        | 2,064      | 31.66%   |  |
| Total   |                   | \$ 3,267,827 | \$ 3,332,401 | \$ 3,667,058 | \$ 3,526,658 | \$ 3,862,256 | \$ 335,598 | 9.52%    |  |



Due to normal collection cycles, the tax revenues presented above represent amounts collected as of the prior month and not that of the period being reported.

**April 2021**

**Cash Disbursements**

| <u>Date</u>         | <u>Vendor</u>                        | <u>Check Number</u> | <u>Amount</u> | <u>Description</u>   |
|---------------------|--------------------------------------|---------------------|---------------|--|
| <b>General Fund</b> |                                      |                     |               |  |
| 4/2/2021            | Arado Mark                           | 164349              | \$ 400.00     | Retiree Stipend  |
| 4/2/2021            | CenturyLink QC                       | 164350              | 173.81        | Phones 7208720203  |
| 4/2/2021            | Employers Council Services Inc       | 164352              | 1,500.00      | April -June 21 Membership Due                                    |
| 4/2/2021            | Family Support Registry              | 164353              | 238.00        | Employee withholding   |
| 4/2/2021            | Family Support Registry              | 164353              | 838.62        | Employee withholding   |
| 4/2/2021            | Johnson Marc LLC                     | 164354              | 438.03        | Employee withholding   |
| 4/2/2021            | Smith Dave                           | 164355              | 400.00        | Retiree Stipend  |
| 4/2/2021            | The Lincoln National Life Ins Co     | 164356              | 6,138.24      | Life/LTD Insurance   |
| 4/2/2021            | The Lincoln National Life Ins Co     | 164356              | 2,283.46      | Additional Life Insurance  |
| 4/9/2021            | A Good Shop Inc                      | 164358              | 3,603.61      | #7951 - Repair On Unit #235-14                                   |
| 4/9/2021            | Absolute Graphics                    | 164359              | 22.74         | Apparel  |
| 4/9/2021            | Absolute Graphics                    | 164359              | 215.56        | Apparel  |
| 4/9/2021            | Absolute Graphics                    | 164359              | 61.08         | Apparel  |
| 4/9/2021            | Absolute Graphics                    | 164359              | 9.39          | Apparel  |
| 4/9/2021            | Absolute Graphics                    | 164359              | 381.85        | Apparel  |
| 4/9/2021            | Adams County Clerk & Recorder        | 164360              | 4,000.00      | Escrow account 12E Adams Cnty                                    |
| 4/9/2021            | Adams County Education Consortium    | 164361              | 2,500.00      | AdamsCounty Youth Awards   |
| 4/9/2021            | Adams County Finance Dept            | 164362              | 8,009.00      | Second Quarter 2021 Animal Shelter Fees.                         |
| 4/9/2021            | Advance Stores Company Inc           | 164363              | 9.34          | #2194-617023 - Part for Unit #172-16                             |
| 4/9/2021            | Advance Stores Company Inc           | 164363              | 39.89         | #2194-621030 - Parts for Stock #3406 & #7746                     |
| 4/9/2021            | Advance Stores Company Inc           | 164363              | 17.84         | #2194-621835 - Part for Stock #3399 & Unit #519                  |
| 4/9/2021            | Advance Stores Company Inc           | 164363              | 3.84          | #2194-621652 - Part for Stock #1243                              |
| 4/9/2021            | Advance Stores Company Inc           | 164363              | 39.89         | #2194-621029 - Parts for Stock #3406 & #7746                     |
| 4/9/2021            | Advance Stores Company Inc           | 164363              | 23.09         | #2194-621729 - Part for Unit #127-12                             |
| 4/9/2021            | Advance Stores Company Inc           | 164363              | 34.78         | #2194-622041 - Parts for Stock #1054 & #7060                     |
| 4/9/2021            | Ahmed Altaf                          | 164364              | 50.00         | Partial Restitution T345258                                      |
| 4/9/2021            | Altec Industries                     | 164365              | 943.26        | #50746708 - Dielectric Inspection/PM Inspection on Unit #121     |
| 4/9/2021            | Aqueous Solution Inc                 | 164366              | 200.00        | NRC Pool Chemicals   |
| 4/9/2021            | Aranda Aurea                         | 164367              | 50.00         | Partial Restitution C211743                                      |
| 4/9/2021            | Athena Energy Services Holdings LLC  | 164368              | 5,058.67      | Natural Gas Deliveries   |
| 4/9/2021            | Athena Energy Services Holdings LLC  | 164368              | 979.49        | Natural Gas Deliveries   |
| 4/9/2021            | Autozone Inc                         | 164370              | 12.99         | #0830384828 - Part for Unit #224-17                              |
| 4/9/2021            | AV Tech Electronics Inc              | 164371              | 8,197.75      | Reference Quote 90343 and PO 2025 in 2020. AP made for equipment |
| 4/9/2021            | Benchmark Holdco LLC                 | 164374              | 7,150.00      | Per Benchmark-Northglenn Proposal: software to track IA and trai |
| 4/9/2021            | Carmosino Tannar                     | 164377              | 275.00        | Training   |
| 4/9/2021            | Century 1 Chevrolet Inc              | 164378              | 79.95         | #46130388/1 - 4 Wheel Alignment on Unit #223-16                  |
| 4/9/2021            | CenturyLink QC                       | 164379              | 45.93         | Phones 7209299635  |
| 4/9/2021            | Cintas Corporation No 2              | 164380              | 73.43         | #4079467286 - Mat Rental for M&O Bldg. & Sign Shop               |
| 4/9/2021            | Cintas Corporation No 2              | 164380              | 25.84         | #4079467286 - Shop Towel & Soap Rental For Fleet Services        |
| 4/9/2021            | Colorado Brake and Supply Inc        | 164383              | 298.04        | #CB68715 - Part for Unit #170-13                                 |
| 4/9/2021            | Colorado Community Media             | 164384              | 16.52         | LEGAL NOTICES 707453   |
| 4/9/2021            | Colorado Officials                   | 164385              | 1,333.00      | Youth Basketball Refs April 3 - 24 2021                          |
| 4/9/2021            | Colorado Officials                   | 164385              | 1,007.00      | Mens Monday Basketball Refs March 28 - April 26 2021             |
| 4/9/2021            | Colorado Officials                   | 164385              | 1,007.00      | Mens Wednesday Basketball Refs March 31 - April 28 2021          |
| 4/9/2021            | Cruz Beatrix Cha Cha                 | 164387              | 93.50         | Zumba Instructor March 16 - 25 2021                              |
| 4/9/2021            | Denver Industrial Sales & Service Co | 164390              | 761.60        | Cold patch winter mix  |
| 4/9/2021            | Denver Industrial Sales & Service Co | 164390              | 761.60        | Cold patch winter mix  |
| 4/9/2021            | Denver Industrial Sales & Service Co | 164390              | 761.60        | Cold patch winter mix  |
| 4/9/2021            | Factory Motor Parts Co               | 164393              | 108.24        | #24-2232286 - Part for Stock #5019                               |
| 4/9/2021            | Faris Machinery                      | 164394              | 154.90        | #C58354 - Part for Unit #167-19                                  |
| 4/9/2021            | Fields Todd Layne                    | 164396              | 720.00        | Technical consultation for March                                 |
| 4/9/2021            | Franklin Nicholas                    | 164397              | 800.00        | Costume Services NTY Jr Jan - Mar 2021                           |
| 4/9/2021            | Galls Parent Holdings LLC            | 164398              | 445.50        | Vest - Department Share  |
| 4/9/2021            | Galls Parent Holdings LLC            | 164398              | 445.50        | Vest - Department Share  |
| 4/9/2021            | Galls Parent Holdings LLC            | 164398              | 445.50        | Vest - BVP Reimbursement   |
| 4/9/2021            | Galls Parent Holdings LLC            | 164398              | 445.50        | Vest - BVP Reimbursement   |
| 4/9/2021            | Genuine Parts Company                | 164399              | 5.96          | #5202-963502 - Part for Stock #450434                            |
| 4/9/2021            | Genuine Parts Company                | 164399              | 11.92         | #3394-501384 - Part for Stock #450434                            |
| 4/9/2021            | Genuine Parts Company                | 164399              | 28.36         | #3394-501975 - Part for Unit #199-19                             |
| 4/9/2021            | Gruver Matthew L                     | 164400              | 11,500.00     | 2021 Police Lieutenant Promotional Process;SrcvAgreement 2021-13 |
| 4/9/2021            | Heaton Corporation                   | 164401              | 862.00        | January janitorial services M&O W/WWTP                           |
| 4/9/2021            | Heaton Corporation                   | 164401              | 862.00        | February janitorial services M&O W/WWTP                          |
| 4/9/2021            | Heaton Corporation                   | 164401              | 862.00        | March janitorial services M&O W/WWTP                             |
| 4/9/2021            | Insight Public Sector Inc            | 164402              | 754.72        | Adobe Photoshop CC for teams - Team Licensing                    |
| 4/9/2021            | Insight Public Sector Inc            | 164402              | 4,440.70      | Adobe Creative Cloud for teams - All Apps -                      |



**April 2021****Cash Disbursements**

| <u>Date</u> | <u>Vendor</u>                    | <u>Check Number</u> | <u>Amount</u> | <u>Description</u>  |
|-------------|----------------------------------|---------------------|---------------|---|
| 4/9/2021    | Insight Public Sector Inc        | 164402              | 754.72        | Adobe InDesign CC for teams - Team Licensing              |
| 4/9/2021    | Insight Public Sector Inc        | 164402              | 377.36        | Adobe Illustrator CC for teams - Team                     |
| 4/9/2021    | Manheim Jedidiah                 | 164404              | 50.00         | Partial Restitution C215798                               |
| 4/9/2021    | Martinez Blanca Alvidrez         | 164405              | 50.00         | Partial Restitution T345715                               |
| 4/9/2021    | McCoy Sales Corporation          | 164406              | 720.98        | #788056 - Parts for Unit #164-14 & #166-15                |
| 4/9/2021    | Northglenn Arts and Humanities   | 164408              | 77,216.00     | Per capita funding for the Arts and Humanities Foundation |
| 4/9/2021    | Northglenn Historic Preservation | 164409              | 5,000.00      | Annual fee for the historic Stonehocker house             |
| 4/9/2021    | O'meara Ford Center Inc          | 164410              | 459.95        | #FOCS766294 - Repair on Unit #535-15                      |
| 4/9/2021    | O'meara Ford Center Inc          | 164410              | 151.26        | #213237 - Part for Unit #249-11                           |
| 4/9/2021    | O'meara Ford Center Inc          | 164410              | 194.74        | #210896 - Part for Unit #232-14                           |
| 4/9/2021    | O'meara Ford Center Inc          | 164410              | 76.03         | #213225 - Part for Unit #127-12                           |
| 4/9/2021    | O.J. Watson Company Inc          | 164411              | 253.24        | #0096053-IN - Part for Unit #748-16                       |
| 4/9/2021    | O.J. Watson Company Inc          | 164411              | 48.50         | #0096063-IN - Part for Unit #748-16                       |
| 4/9/2021    | Potestio Brothers Equipment Co   | 164413              | 87.76         | #13885P - Parts for Unit #522-08                          |
| 4/9/2021    | Price Brandon                    | 164414              | 480.00        | Theatre Instructor March 11 - May 5 2021                  |
| 4/9/2021    | Purcell Tire & Rubber Company    | 164415              | 258.00        | #30701800 - Tires for Stock #1030 & #1078                 |
| 4/9/2021    | Purcell Tire & Rubber Company    | 164415              | 82.50         | #30701845 - Ties for Stock #1078                          |
| 4/9/2021    | Purcell Tire & Rubber Company    | 164415              | 160.00        | #30701953 - Tires for Unit #513-12                        |
| 4/9/2021    | Purcell Tire & Rubber Company    | 164415              | 97.98         | #30702060 - Tires for Unit #520-07                        |
| 4/9/2021    | Purcell Tire & Rubber Company    | 164415              | 908.00        | #30702152 - Tires For Stock #1030                         |
| 4/9/2021    | Revize LLC                       | 164416              | 8,400.00      | Website and CMS annual tech support                       |
| 4/9/2021    | Signature Offset LLC             | 164417              | 1,572.54      | 8 pg tabloid  |
| 4/9/2021    | Stevenson Chilise                | 164420              | 50.00         | Partial Restitution C217638                               |
| 4/9/2021    | The Chateaux at Fox Meadows Inc  | 164422              | 400.00        | Extra hour of event time: 2021 Police Award Banquet       |
| 4/9/2021    | The Link                         | 164423              | 34,148.00     | 2021 IGA with The Link.                                   |
| 4/9/2021    | Traffic Signal Controls Inc      | 164424              | 1,110.36      | Traffic Supplies for Claim#2100001                        |
| 4/9/2021    | Transwest Trucks Inc             | 164425              | 45.43         | #001P215731 - Part for Unit #170-13                       |
| 4/9/2021    | United Site Services             | 164426              | 224.33        | NWOS restroom   |
| 4/9/2021    | United States Postal Service     | 164427              | 13,041.60     | Postage for the May-June 2021 NG Connection               |
| 4/9/2021    | Wallace Jeffrey                  | 164430              | 99.96         | Loan Payment Reimbursement                                |
| 4/9/2021    | Watts Gabriela                   | 164431              | 120.00        | Spanish Int x2 for 3/18/21                                |
| 4/9/2021    | West Direct Oil LLC              | 164432              | 124.46        | #10364099 - Oil for Unit #745-07                          |
| 4/9/2021    | Xcel Energy                      | 164433              | 130.20        | Electric/Gas Usage  |
| 4/9/2021    | Xcel Energy                      | 164433              | 38,692.82     | Electric/Gas Usage  |
| 4/9/2021    | Xcel Energy                      | 164433              | 64.35         | Electric/Gas Usage  |
| 4/9/2021    | Xcel Energy                      | 164433              | 14.73         | Electric/Gas Usage  |
| 4/9/2021    | Xcel Energy                      | 164433              | 2,932.88      | Electric/Gas Usage  |
| 4/16/2021   | Campbell Deborah                 | 164434              | 612.96        | Retiree Stipend   |
| 4/16/2021   | CenturyLink QC                   | 164435              | 450.19        | Phones3031119601  |
| 4/16/2021   | CenturyLink QC                   | 164435              | 39.64         | Phones3034571578  |
| 4/16/2021   | CenturyLink QC                   | 164435              | 0.22          | Phones 88167368   |
| 4/16/2021   | CIRSA                            | 164436              | 5,176.07      | Claims  |
| 4/16/2021   | Cordova Terry                    | 164438              | 400.00        | Retiree Stipend   |
| 4/16/2021   | Family Support Registry          | 164439              | 238.00        | Employee withholding                                      |
| 4/16/2021   | Family Support Registry          | 164439              | 838.62        | Employee withholding                                      |
| 4/16/2021   | Johnson Marc LLC                 | 164440              | 438.03        | Employee withholding                                      |
| 4/16/2021   | LegalShield                      | 164441              | 282.10        | Ee Legal  |
| 4/16/2021   | Mines & Associates P C           | 164442              | 3,857.76      | EAP Services Apr-Jun 21                                   |
| 4/16/2021   | Myers Nate                       | 164443              | 400.00        | Retiree Stipend   |
| 4/16/2021   | Narva Enterprises LLC            | 164444              | 487.50        | AED Maintenance   |
| 4/16/2021   | NPD Benevolence Fund             | 164445              | 196.00        | Flower Fund   |
| 4/16/2021   | OpenGov Inc                      | 164446              | 4,009.45      | Town Hall Performance Measures Stories                    |
| 4/16/2021   | OpenGov Inc                      | 164446              | 6,495.28      | Operational Performance-Reporting and Analysis            |
| 4/16/2021   | Pinnacol Assurance               | 164448              | 2,003.72      | Claims  |
| 4/16/2021   | Rocky Mountain Reserve           | 164449              | 603.75        | Flex Admin  |
| 4/16/2021   | Xcel Energy                      | 164450              | 99.15         | Electric/Gas Usage  |
| 4/16/2021   | Xcel Energy                      | 164450              | 170.48        | Electric/Gas Usage  |
| 4/23/2021   | A & A Languages LLC              | 164451              | 90.00         | Nepali Interpreter 3/02/21                                |
| 4/23/2021   | A Music Plus Inc                 | 164452              | 600.00        | DJ for Police Department Awards Banquet on 04/30.2021.    |
| 4/23/2021   | A&E Tire Inc                     | 164453              | 1,003.04      | #977889-81 - Tires for Unit #526-07 & #757                |
| 4/23/2021   | Ace Equipment & Supply           | 164454              | 768.00        | Rubber plow blades  |
| 4/23/2021   | Adams County Finance Dept        | 164456              | 4,819.23      | Terminal Guard for March 2021.                            |
| 4/23/2021   | Adams Cty Communication          | 164457              | 143,276.50    | Second Quarter 2021 General Fund Assessment.              |
| 4/23/2021   | Adams Cty Communication          | 164457              | 5,301.30      | Second Quarter 2021 Capital Fund Assessment.              |
| 4/23/2021   | Advance Stores Company Inc       | 164458              | 18.84         | #2194-622305 - Part for Stock #1372                       |
| 4/23/2021   | Advance Stores Company Inc       | 164458              | 2.86          | #2194-622641 - Part for Stock #3001                       |
| 4/23/2021   | Advance Stores Company Inc       | 164458              | 37.38         | #2194-622536 - Parts for Unit #129-11 & #507-16           |

**April 2021****Cash Disbursements**

| <u>Date</u> | <u>Vendor</u>                             | <u>Check Number</u> | <u>Amount</u> | <u>Description</u>   |
|-------------|---|---------------------|---------------|--|
| 4/23/2021   | Advance Stores Company Inc                | 164458              | 40.69         | #2194-622923 - Parts for Unit #231-13                          |
| 4/23/2021   | Advance Stores Company Inc                | 164458              | 33.53         | #2194-623434 - Part for Unit #538-06                           |
| 4/23/2021   | Advance Stores Company Inc                | 164458              | 61.12         | #2194-623438 - Part for Unit #538-06                           |
| 4/23/2021   | Advance Stores Company Inc                | 164458              | 2.59          | #2194-622366 - Part for Unit #763                              |
| 4/23/2021   | Advance Stores Company Inc                | 164458              | 9.27          | #2194-623743 - Part for Unit #767-16                           |
| 4/23/2021   | Advance Stores Company Inc                | 164458              | 6.79          | #2194-623767 - Part for Unit #767-16                           |
| 4/23/2021   | Advance Stores Company Inc                | 164458              | 209.14        | #2194-623931 - Part for Unit #233-13                           |
| 4/23/2021   | AmWINS Group Benefits Inc                 | 164459              | 1,106.73      | Additional Insurance   |
| 4/23/2021   | Aqueous Solution Inc                      | 164460              | 69.28         | NRC Pool Chemicals   |
| 4/23/2021   | Austin Hilarie Ann                        | 164461              | 200.00        | Professional head shots for Rupa Venkatesh and Jessica Hulse   |
| 4/23/2021   | Autozone Inc                              | 164462              | 219.98        | #0830395070 - Part for Unit #233-13                            |
| 4/23/2021   | Autozone Inc                              | 164462              | 19.99         | #0830400080 - Part for Unit #546-12                            |
| 4/23/2021   | AV Tech Electronics Inc                   | 164463              | 5,372.84      | Ref. Sole Vendor Quote 0090998 labor & installation            |
| 4/23/2021   | AV Tech Electronics Inc                   | 164463              | 70.00         | #0083989-IN - Part for Unit #233-13                            |
| 4/23/2021   | Bailhache Amanda Lee                      | 164466              | 4,777.00      | Judge Bailhache Salary for April 2021                          |
| 4/23/2021   | Biggins James                             | 164468              | 507.92        | Post employment benefit  |
| 4/23/2021   | Bowditch & Cassell Public Affairs         | 164469              | 3,000.00      | Legislative lobbying fees                                      |
| 4/23/2021   | Burnco Colorado LLC                       | 164473              | 2,347.94      | Materials  |
| 4/23/2021   | Burnco Colorado LLC                       | 164473              | 12,625.00     | Installation   |
| 4/23/2021   | Century 1 Chevrolet Inc                   | 164474              | 49.00         | #46131856/1 - Alignment on Unit #311                           |
| 4/23/2021   | Century 1 Chevrolet Inc                   | 164474              | 49.00         | #46132043/1 - Alignment on Unit #233-13                        |
| 4/23/2021   | CenturyLink QC                            | 164475              | 277.48        | Phones 303.452.2257  |
| 4/23/2021   | Cintas Corporation No 2                   | 164477              | 73.43         | #4080066844 - Mat Rental for M&O Bldg. & Sign Shop             |
| 4/23/2021   | Cintas Corporation No 2                   | 164477              | 73.43         | #4080726296 - Mat Rental for M&O Bldg. & Sign Shop             |
| 4/23/2021   | Cintas Corporation No 2                   | 164477              | 25.84         | #4080066844 - Shop Towel & Soap Rental For Fleet Shop          |
| 4/23/2021   | Cintas Corporation No 2                   | 164477              | 25.84         | #4080726296 - Shop Towel & Soap Rental for Fleet Shop          |
| 4/23/2021   | Colorado Legal Services                   | 164481              | 12,000.00     | Annual contribution CLS Pilot Project Landlord/Tenant services |
| 4/23/2021   | Colorado Occupational Medicine Physicians | 164482              | 35.00         | Drug Screen  |
| 4/23/2021   | Colorado Occupational Medicine Physicians | 164482              | 190.00        | DOT Exams  |
| 4/23/2021   | Colorado Outdoor Inc                      | 164483              | 450.00        | Programming fee for digital sign                               |
| 4/23/2021   | CPS Distributors Inc                      | 164484              | 38.31         | Irrigation tee and elbows                                      |
| 4/23/2021   | CPS Distributors Inc                      | 164484              | 41.87         | slip fix   |
| 4/23/2021   | Cruz Beatrix Cha Cha                      | 164485              | 95.20         | Zumba Instructor March 30 - April 8 2021                       |
| 4/23/2021   | Delta Dental Plan of Colo                 | 164487              | 171.28        | Cobra Dental Insurance   |
| 4/23/2021   | Delta Dental Plan of Colo                 | 164487              | 10,961.74     | Ee Dental Insurance  |
| 4/23/2021   | Denver Industrial Sales & Service Co      | 164488              | 761.60        | Cold patch winter mix  |
| 4/23/2021   | Denver Industrial Sales & Service Co      | 164488              | 761.60        | Cold patch winter mix  |
| 4/23/2021   | Denver Industrial Sales & Service Co      | 164488              | (455.84)      | MAPO pricing adjustment  |
| 4/23/2021   | Denver Industrial Sales & Service Co      | 164488              | 1,523.20      | Cold patch winter mix  |
| 4/23/2021   | Denver Industrial Sales & Service Co      | 164488              | 761.60        | Cold patch winter mix  |
| 4/23/2021   | Denver Industrial Sales & Service Co      | 164488              | 761.60        | Cold patch winter mix  |
| 4/23/2021   | Denver Industrial Sales & Service Co      | 164488              | 720.16        | Cold patch winter mix  |
| 4/23/2021   | Denver Industrial Sales & Service Co      | 164488              | 720.16        | Cold patch winter mix  |
| 4/23/2021   | Denver Industrial Sales & Service Co      | 164488              | 761.60        | Cold patch winter mix  |
| 4/23/2021   | Denver Industrial Sales & Service Co      | 164488              | 1,440.32      | Cold mix   |
| 4/23/2021   | Denver Industrial Sales & Service Co      | 164488              | 1,440.32      | Cold mix   |
| 4/23/2021   | Envirotest Systems Corp                   | 164491              | 250.00        | #CO-0304 - 10 March Emissions Tests                            |
| 4/23/2021   | Factory Motor Parts Co                    | 164493              | 89.98         | #39-401512 - Part for Unit #591                                |
| 4/23/2021   | Factory Motor Parts Co                    | 164493              | 45.99         | #65-410074 - Part for Stock #5055                              |
| 4/23/2021   | Factory Motor Parts Co                    | 164493              | 620.74        | #24-2245268 - Parts for Stock #1475 5055 5058                  |
| 4/23/2021   | Factory Motor Parts Co                    | 164493              | 45.99         | #32-1313128 - Part for Stock #5055                             |
| 4/23/2021   | Factory Motor Parts Co                    | 164493              | (15.00)       | #39-401609 - Battery Core Credit                               |
| 4/23/2021   | Faris Machinery                           | 164494              | 2,630.92      | #C58266 - Parts for Unit #167-19                               |
| 4/23/2021   | Faris Machinery                           | 164494              | 1,866.09      | #C58319 - Part for Unit #133-17                                |
| 4/23/2021   | Farr Britney Dawn                         | 164496              | 700.00        | Spring Break NYT Camp March 22-26 2021                         |
| 4/23/2021   | Galls Parent Holdings LLC                 | 164499              | 445.50        | Vest - Department Share  |
| 4/23/2021   | Galls Parent Holdings LLC                 | 164499              | 445.50        | Vest - Department Share  |
| 4/23/2021   | Galls Parent Holdings LLC                 | 164499              | 450.00        | Vest - Department Share  |
| 4/23/2021   | Galls Parent Holdings LLC                 | 164499              | 445.50        | Vest - BVP Reimbursement                                       |
| 4/23/2021   | Galls Parent Holdings LLC                 | 164499              | 445.50        | Vest - BVP Reimbursement                                       |
| 4/23/2021   | Galls Parent Holdings LLC                 | 164499              | 450.00        | Vest - BVP Reimbursement                                       |
| 4/23/2021   | Gatlin Geoffrey                           | 164500              | 50.00         | Partial Restitution C213111                                    |
| 4/23/2021   | Genuine Parts Company                     | 164503              | 62.47         | #3394-504149 - Part for Unit #230-18                           |
| 4/23/2021   | Genuine Parts Company                     | 164503              | 5.71          | #3394-504057 - Part for Unit #311                              |
| 4/23/2021   | Genuine Parts Company                     | 164503              | 23.53         | #3394-504489 - Part for Unit #767-16                           |
| 4/23/2021   | Genuine Parts Company                     | 164503              | (8.21)        | #3394-504497 - Part Return                                     |
| 4/23/2021   | Heaton Corporation                        | 164508              | 862.00        | April janitorial services M&O W/WWTP                           |

**April 2021****Cash Disbursements**

| <u>Date</u> | <u>Vendor</u>                           | <u>Check Number</u> | <u>Amount</u> | <u>Description</u>   |
|-------------|---|---------------------|---------------|--|
| 4/23/2021   | Heaton Corporation                      | 164508              | 1,072.50      | CV - Disinfecting Jan-Mar M&O W/WWTP                             |
| 4/23/2021   | Henry Dwinita                           | 164509              | 1,500.00      | Listening Session with Monica Williams 4/7/21                    |
| 4/23/2021   | Hoffman Parker Wilson & Carberry PC     | 164510              | 18,600.81     | Clty Attorney fees month ending March 21                         |
| 4/23/2021   | Ikoma Kylor                             | 164511              | 50.00         | Partial Restitution C218051                                      |
| 4/23/2021   | Integral Recoveries Inc                 | 164512              | 5,653.50      | Collections payment for March 2021                               |
| 4/23/2021   | J Ramos Associates LLC                  | 164514              | 5,250.00      | Facilitation of NSO Team working agreement                       |
| 4/23/2021   | Jim Black Construction Inc              | 164515              | 2,350.00      | Abatement of 10447 Grant St demolition of illegal structure      |
| 4/23/2021   | Johnson Auto Plaza Inc                  | 164516              | 57.90         | #404732 - Part for Unit #129-11                                  |
| 4/23/2021   | Kaiser Permanente                       | 164517              | 349.51        | Retiree Health Insurance   |
| 4/23/2021   | Kaiser Permanente                       | 164517              | 2,027.06      | Cobra Health Insurance   |
| 4/23/2021   | Kaiser Permanente                       | 164517              | 204,976.90    | Ee Health Insurance  |
| 4/23/2021   | Kone Inc                                | 164518              | 475.40        | #959828185 - Monthly Elevator Service for City Hall & Rec. Ctr.  |
| 4/23/2021   | Law Office of Kevin C Flesch LLC        | 164520              | 835.00        | Court Appt Atty for March 2021                                   |
| 4/23/2021   | Masters Events and Gaming               | 164521              | 1,995.00      | Casino Party at Awards Banquet on 04.30.2021.                    |
| 4/23/2021   | Mitchell Rachel                         | 164522              | 297.00        | 2021 PD Awards Banquet on 04.30.2021; City Council.              |
| 4/23/2021   | Mitchell Rachel                         | 164522              | 27.00         | 2021 PD Awards Banquet on 04.30.2021; CMO.                       |
| 4/23/2021   | Mitchell Rachel                         | 164522              | 3,886.00      | 2021 PD Awards Banquet on 04.30.2021; PD Employees.              |
| 4/23/2021   | Nicoletti-Flater Assoc                  | 164524              | 2,925.00      | Threat Assessment Consultation - 09/01/2020-02/28/2021.          |
| 4/23/2021   | O'meara Ford Center Inc                 | 164525              | 254.28        | #FOCS766701 - Repair On Unit #223-16                             |
| 4/23/2021   | O'meara Ford Center Inc                 | 164525              | 5.85          | #63245 - Part for Unit #233-13                                   |
| 4/23/2021   | Orozco Landscaping & Concrete LLC       | 164526              | 450.00        | abatement of 10456 Grant St                                      |
| 4/23/2021   | Orozco Landscaping & Concrete LLC       | 164526              | 2,285.50      | abatement of 10447 Grant St                                      |
| 4/23/2021   | PB Parent LLC                           | 164527              | 1,671.35      | #PS1457371 - Annual Fire Extinguisher Inspection                 |
| 4/23/2021   | Pioneer Sand Co Inc                     | 164528              | (58.43)       | Mulch refund   |
| 4/23/2021   | Pioneer Sand Co Inc                     | 164528              | 497.88        | Mulch  |
| 4/23/2021   | Pioneer Sand Co Inc                     | 164528              | 497.88        | Mulch  |
| 4/23/2021   | Pioneer Sand Co Inc                     | 164528              | 497.88        | Mulch  |
| 4/23/2021   | Pioneer Sand Co Inc                     | 164528              | 165.96        | Playground mulch   |
| 4/23/2021   | Pioneer Sand Co Inc                     | 164528              | 497.88        | Playground mulch   |
| 4/23/2021   | Pioneer Sand Co Inc                     | 164528              | 497.88        | Playground Mulch   |
| 4/23/2021   | Postmaster                              | 164529              | 4,715.46      | Summer 2021 Activity Guide Postage                               |
| 4/23/2021   | Purcell Tire & Rubber Company           | 164532              | 417.19        | #30702257 - Tires for Stock #1017                                |
| 4/23/2021   | Purcell Tire & Rubber Company           | 164532              | 1,989.90      | #30702101 - Tires for Unit #713                                  |
| 4/23/2021   | RCSolar-Arvada LLC                      | 164535              | 117.72        | Community Solar  |
| 4/23/2021   | RCSolar-Arvada LLC                      | 164535              | 157.79        | Community Solar  |
| 4/23/2021   | Regional Air Quality Council            | 164536              | 3,400.00      | Annual RAQC 2021 work program                                    |
| 4/23/2021   | RingCentral Inc                         | 164540              | 4,035.50      | April hosted VoIP service  |
| 4/23/2021   | RMS Cranes LLC                          | 164541              | 550.00        | #1720002901 - Annual Inspection On Unit #750                     |
| 4/23/2021   | S & B Confluence-Co LLC                 | 164542              | 4,115.69      | Contracted custodial services for April 2021.                    |
| 4/23/2021   | Safe Built Colorado Inc                 | 164543              | 34,967.73     | inspection and permit fee services rendered March 2021           |
| 4/23/2021   | SBRK Finance Holdings Inc               | 164544              | 2,990.00      | Software upgrade per PSA - T&M Services for custom code developm |
| 4/23/2021   | SBRK Finance Holdings Inc               | 164544              | 3,937.50      | Software upgrade per PSA - T&M Standard Professional Services    |
| 4/23/2021   | Sedziol Julie                           | 164545              | 50.00         | Partial Restitution T344534                                      |
| 4/23/2021   | Serna Paige Nielsen                     | 164546              | 226.00        | Per Diem Training in Colorado Springs May 11-14 2021             |
| 4/23/2021   | Solsbury Hill LLC                       | 164547              | 815.93        | Risers and heads   |
| 4/23/2021   | Sturgeon Electric Company Inc           | 164548              | 92,358.75     | CIRSA will only pay for Option1 (see quote) Traffic Signal Pole  |
| 4/23/2021   | Sturgeon Electric Company Inc           | 164548              | 23,786.35     | CIRSA will only pay for Option1 (see quote)Traffic Signal Pole r |
| 4/23/2021   | Sturgeon Electric Company Inc           | 164548              | 5,056.11      | 104th Ave. and Bannock Street Pole Project-Retainage             |
| 4/23/2021   | United Site Services                    | 164550              | 636.70        | EB restrooms   |
| 4/23/2021   | United Site Services                    | 164550              | 198.43        | NWOS restroom  |
| 4/23/2021   | US Bank NA                              | 164551              | 13,279.88     | #8693641742113 - Fuel Purchased By City Vehicle Through 3-23-21  |
| 4/23/2021   | W W Grainger Inc                        | 164554              | 46.56         | #802809590 - Parts for Unit #503-12                              |
| 4/23/2021   | Westminster 7:10 Rotary Club Foundation | 164556              | 5,000.00      | Dolly Parton The Imagination Library                             |
| 4/23/2021   | Xcel Energy                             | 164558              | 1,364.70      | Electric/Gas Usage   |
| 4/23/2021   | Xcel Energy                             | 164558              | 174.31        | Electric/Gas Usage   |
| 4/23/2021   | Xcel Energy                             | 164558              | 4,237.01      | Electric/Gas Usage   |
| 4/23/2021   | Xcel Energy                             | 164558              | 4,487.00      | Electric/Gas Usage   |
| 4/23/2021   | Xcel Energy                             | 164558              | 5,798.75      | Electric/Gas Usage   |
| 4/30/2021   | Arado Mark                              | 164559              | 400.00        | Retiree Stipend  |
| 4/30/2021   | Brink's Incorporated                    | 164560              | 104.12        | Courier Services   |
| 4/30/2021   | Brink's Incorporated                    | 164560              | 104.11        | Courier Services   |
| 4/30/2021   | Family Support Registry                 | 164562              | 838.62        | Employee withholding   |
| 4/30/2021   | Hill Enterprises Inc                    | 164563              | 17,042.95     | #573954 - Diesel Fuel Delivered To M&O Fueling Facility 4-23-21  |
| 4/30/2021   | ICMA-RC                                 | 164564              | 4,838.96      | GEP Admin Allowance Fees   |
| 4/30/2021   | ICMA-RC                                 | 164564              | 3,851.63      | PP Admin Allowance Fees  |
| 4/30/2021   | Innovest Portfolio Solutions LLC        | 164565              | 8,807.98      | GEP Consultant Fees  |
| 4/30/2021   | Innovest Portfolio Solutions LLC        | 164565              | 3,774.84      | PP Consultant Fees   |

**April 2021****Cash Disbursements**

| <u>Date</u> | <u>Vendor</u>                    | <u>Check Number</u> | <u>Amount</u> | <u>Description</u>        |
|-------------|----------------------------------|---------------------|---------------|---------------------------|
| 4/30/2021   | Johnson Marc LLC                 | 164566              | 438.03        | Employee withholding      |
| 4/30/2021   | Professional Police Supply Inc   | 164567              | 2,114.18      | SW Loan-Berube            |
| 4/30/2021   | The Lincoln National Life Ins Co | 164568              | 6,205.58      | Life/LTD Insurance        |
| 4/30/2021   | The Lincoln National Life Ins Co | 164568              | 2,290.41      | Additional Life Insurance |
| 4/30/2021   | Xcel Energy                      | 164569              | 4,236.93      | Electric/Gas Usage        |
| 4/30/2021   | Xcel Energy                      | 164569              | 225.91        | Electric/Gas Usage        |

**Capital Projects Fund**

|           |                                   |        |              |  |
|-----------|-----------------------------------|--------|--------------|--|
| 4/2/2021  | Xcel Energy                       | 164357 | 1,514.12     | Gas Usage  |
| 4/9/2021  | Atkins North America Inc          | 164369 | 238.00       | Period from 2.1. 2021 -2.28.21                         |
| 4/9/2021  | Barker Rinker Seacat Architecture | 164373 | 36,148.10    | Professional Services through January 31 2021          |
| 4/9/2021  | Barker Rinker Seacat Architecture | 164373 | 44,262.69    | Proffesional Services through February 28 2021         |
| 4/9/2021  | CTL Thompson Inc                  | 164388 | 11,279.50    | Professional services through 2/12/21                  |
| 4/9/2021  | Cumming Management Group Inc      | 164389 | 19,192.00    | Professional Services through February 28 2021         |
| 4/9/2021  | Cumming Management Group Inc      | 164389 | 5,990.00     | Professional Services through February 28 2021         |
| 4/9/2021  | Economic & Planning Systems Inc   | 164391 | 877.50       | Northglenn Civic Area                                  |
| 4/9/2021  | FCI Constructors Inc              | 164395 | 1,851,859.31 | Construction services through 2/28/21                  |
| 4/9/2021  | FCI Constructors Inc              | 164395 | 13,617.00    | CO #23 - Painting thermax behind fiber cement cladding |
| 4/9/2021  | FCI Constructors Inc              | 164395 | 3,868.00     | CO #26 - ASI-017 Electrical                            |
| 4/9/2021  | Stanley Consultants               | 164419 | 1,365.00     | Period from 02/21/2021 - 03/20/2021                    |
| 4/9/2021  | Vti Security Integrators          | 164428 | 19,321.50    | March 2021 Security and Acess Control                  |
| 4/23/2021 | Colorado Dept of Human Services   | 164479 | 420.00       | License #85494 Preschool Program Fee                   |
| 4/23/2021 | Colorado Dept of Human Services   | 164480 | 540.00       | License #72620 School Aged Program Fee                 |
| 4/23/2021 | CTL Thompson Inc                  | 164486 | 2,757.00     | Professional services through 3/4/21                   |
| 4/23/2021 | Felsburg Holt & Ullevig Inc       | 164497 | 10,328.62    | Period from March 1 2021 - March 31 2021               |
| 4/23/2021 | Felsburg Holt & Ullevig Inc       | 164497 | 41,314.47    | Period from March 1 2021 - March 31 2021               |
| 4/23/2021 | Group14 Engineering PBC           | 164504 | 6,636.40     | March 2021 Building Enclosure & Commissioning Services |
| 4/23/2021 | Vti Security Integrators          | 164552 | 15,719.50    | January 2021 Security and Access Control               |
| 4/30/2021 | Xcel Energy                       | 164569 | 1,306.99     | Electric/Gas Usage                                     |

**Water Fund**

|           |  |        |           |  |
|-----------|--|--------|-----------|--|
| 4/2/2021  | Colorado Dept of Revenue               | 164351 | 22.50     | Employee withholding                           |
| 4/2/2021  | The Lincoln National Life Ins Co       | 164356 | 1,422.09  | Life/LTD Insurance                             |
| 4/2/2021  | The Lincoln National Life Ins Co       | 164356 | 413.30    | Additional Life Insurance                      |
| 4/9/2021  | Absolute Graphics                      | 164359 | 60.94     | Apparel  |
| 4/9/2021  | Absolute Graphics                      | 164359 | 109.78    | Apparel  |
| 4/9/2021  | Badger Meter Inc                       | 164372 | 2,397.51  | #1422231 - Residential Water Meter/Reader      |
| 4/9/2021  | Browns Hill Engineering & Controls Inc | 164376 | 1,198.00  | SCADA Software Training.                       |
| 4/9/2021  | CenturyLink QC                         | 164379 | 44.26     | Phones 3039209057                              |
| 4/9/2021  | CenturyLink QC                         | 164379 | 133.59    | Phones 3034511289                              |
| 4/9/2021  | City of Northglenn                     | 164381 | 675.00    | Water Rebates                                  |
| 4/9/2021  | Core & Main LP                         | 164386 | 3,111.56  | #N498538 - Water Hydrant Parts                 |
| 4/9/2021  | Core & Main LP                         | 164386 | 1,767.50  | #N642522 - Meter Parts                         |
| 4/9/2021  | Heaton Corporation                     | 164401 | 862.00    | January janitorial services M&O W/WWTP         |
| 4/9/2021  | Heaton Corporation                     | 164401 | 862.00    | February janitorial services M&O W/WWTP        |
| 4/9/2021  | Heaton Corporation                     | 164401 | 862.00    | March janitorial services M&O W/WWTP           |
| 4/9/2021  | Insight Public Sector Inc              | 164402 | 377.36    | Adobe Photoshop CC for teams - Team Licensing  |
| 4/9/2021  | Insight Public Sector Inc              | 164402 | 1,776.28  | Adobe Creative Cloud for teams - All Apps -    |
| 4/9/2021  | Insight Public Sector Inc              | 164402 | 377.36    | Adobe InDesign CC for teams - Team Licensing   |
| 4/9/2021  | Nalco Company LLC                      | 164407 | 3,809.70  | DLVD 3/22/21 Cat-Floc 2295 Lbs @ \$1.65 lbs    |
| 4/9/2021  | SOLOMONIK YELEDA                       | 164418 | 57.31     | Refund Check                                   |
| 4/9/2021  | STOLL HARRISON OR BREANNA              | 164421 | 721.57    | Refund Check                                   |
| 4/9/2021  | VWR Funding Inc                        | 164429 | 102.24    | Biological Indicator                           |
| 4/9/2021  | VWR Funding Inc                        | 164429 | 535.38    | Cartridge Disinfection Supplies                |
| 4/16/2021 | CenturyLink QC                         | 164435 | 794.08    | Phones3031119601                               |
| 4/16/2021 | CenturyLink QC                         | 164435 | 32.64     | Phones3032520397                               |
| 4/16/2021 | Colorado Dept of Revenue               | 164437 | 22.50     | Employee withholding                           |
| 4/16/2021 | OpenGov Inc                            | 164446 | 6,495.27  | Operational Performance-Reporting and Analysis |
| 4/16/2021 | Output Services Inc                    | 164447 | 898.55    | UB Annual Printing 2021                        |
| 4/16/2021 | Output Services Inc                    | 164447 | 4,500.00  | UB Annual Postage 2021                         |
| 4/23/2021 | ACZ Laboratories Inc                   | 164455 | 300.00    | Nonylphenol Analysis (March)                   |
| 4/23/2021 | ACZ Laboratories Inc                   | 164455 | 300.00    | Nonylphenol Analysis (Janurary)                |
| 4/23/2021 | AmWINS Group Benefits Inc              | 164459 | 308.33    | Additional Insurance                           |
| 4/23/2021 | Back Country Badger                    | 164464 | 439.97    | #28709 - Hydrant Repair Socket                 |
| 4/23/2021 | Badger Meter Inc                       | 164465 | 21,062.00 | #1425391 - Residential Water Meter/Reader      |
| 4/23/2021 | Badger Meter Inc                       | 164465 | 15,796.50 | #1427343 - Residential Water Meter/Reader      |

**April 2021****Cash Disbursements**

| <u>Date</u> | <u>Vendor</u>                             | <u>Check Number</u> | <u>Amount</u> | <u>Description</u>   |
|-------------|---|---------------------|---------------|--|
| 4/23/2021   | Browns Hill Engineering & Controls Inc    | 164470              | 531.00        | Booster Pump Station Analog Input Card Issues                      |
| 4/23/2021   | Colorado Occupational Medicine Physicians | 164482              | 97.50         | Drug Screen/Physical   |
| 4/23/2021   | Delta Dental Plan of Colo                 | 164487              | 2,137.87      | Ee Dental Insurance  |
| 4/23/2021   | Element Water Consulting Inc              | 164490              | 200.00        | #NOR23 - Water Resources Services Through March 25 2021            |
| 4/23/2021   | Element Water Consulting Inc              | 164490              | 3,292.50      | #NOR24 - Water Rights Services Through March 25 2021               |
| 4/23/2021   | Farmers High Line Canal                   | 164495              | 3,658.85      | #704 - Assessment - Stock Per Share 5.4125 @ \$676.00 = \$ 3658.85 |
| 4/23/2021   | Fischer Brown & Gunn PC                   | 164498              | 819.00        | #35838 - General Professional Services                             |
| 4/23/2021   | Fischer Brown & Gunn PC                   | 164498              | 1,477.35      | #35839 - 18CW3007 - FRICO Standley Change                          |
| 4/23/2021   | Fischer Brown & Gunn PC                   | 164498              | 866.55        | #35840 18CW3159 - Croke Reservoir Professional Srv. thru 1-31-21   |
| 4/23/2021   | Fischer Brown & Gunn PC                   | 164498              | 24.00         | #35841 - 18CW3230 Consolidated Mutual Water Co.                    |
| 4/23/2021   | Fischer Brown & Gunn PC                   | 164498              | 60.00         | #35842 - 19CW3108-BDC Exchange Professional Srv. thru 2-1-21       |
| 4/23/2021   | Fischer Brown & Gunn PC                   | 164498              | 24.00         | #35843 - 19CW3217 Statement of Opposition-City of Northglenn       |
| 4/23/2021   | Fischer Brown & Gunn PC                   | 164498              | 24.00         | #35844 - Case No. 19CW3202 - Consolidated Mutual Water Company     |
| 4/23/2021   | Fischer Brown & Gunn PC                   | 164498              | 1,650.62      | #35991- 8CW3159 - Croke Reservoir Professional Srv. thru 2-28-21   |
| 4/23/2021   | Fischer Brown & Gunn PC                   | 164498              | 430.50        | #35990 - 18CW3007 - FRICO Standley Change                          |
| 4/23/2021   | Fischer Brown & Gunn PC                   | 164498              | 229.50        | 35989 - Church Ditch Water Authority                               |
| 4/23/2021   | Fischer Brown & Gunn PC                   | 164498              | 1,093.95      | #35988 - General Professional Services                             |
| 4/23/2021   | General Air Service & Supply Co           | 164502              | 11.80         | WWTP Lab Cylinder Rentals (March)                                  |
| 4/23/2021   | Hach Company                              | 164505              | 1,920.00      | Data Mining WIMS Service through March                             |
| 4/23/2021   | Harrington Ind Plastics                   | 164506              | 212.66        | Plant Repairs - Ball Valve   |
| 4/23/2021   | Hazen and Sawyer D.P.C.                   | 164507              | 11,020.00     | ETSW Filter Implementation service through March.                  |
| 4/23/2021   | Heaton Corporation                        | 164508              | 862.00        | April janitorial services M&O W/WWTP                               |
| 4/23/2021   | Heaton Corporation                        | 164508              | 1,072.50      | CV - Disinfecting Jan-Mar M&O W/WWTP                               |
| 4/23/2021   | Kaiser Permanente                         | 164517              | 39,620.65     | Ee Health Insurance  |
| 4/23/2021   | Kaiser Permanente                         | 164517              | 349.52        | Retiree Health Insurance   |
| 4/23/2021   | Lamp Ryneerson Inc                        | 164519              | 936.00        | #0414497.01-0000082 - Professional Services 12-27-20 to 2-27-21    |
| 4/23/2021   | Lamp Ryneerson Inc                        | 164519              | 1,806.50      | #0414497.01-0000081 - Professional Services 11-29-20 to 12-26-20   |
| 4/23/2021   | PB Parent LLC                             | 164527              | 1,671.35      | #PS1457371 - Annual Fire Extinguisher Inspection                   |
| 4/23/2021   | Prairie Dog Pros LLC                      | 164530              | 425.00        | #1374 - Monthly Prairie Dog Maintenance Service                    |
| 4/23/2021   | Raatz William Adam                        | 164534              | 1,190.00      | Lift Station Design Team Coordination                              |
| 4/23/2021   | RCSolar-Arvada LLC                        | 164535              | 163.28        | Community Solar  |
| 4/23/2021   | Resource Central                          | 164537              | 97.00         | #5196 - Municipal Garden Purchase for WTF                          |
| 4/23/2021   | RingCentral Inc                           | 164540              | 1,345.16      | April hosted VoIP service  |
| 4/23/2021   | SBRK Finance Holdings Inc                 | 164544              | 218.75        | Software upgrade per PSA - T&M Standard Professional Services      |
| 4/23/2021   | UNCC                                      | 164549              | 541.20        | #221031022 - RTL Transmissions Through 3-31-21                     |
| 4/23/2021   | VWR Funding Inc                           | 164553              | 46.67         | Lab Supplies - Sulfuric Acid                                       |
| 4/23/2021   | VWR Funding Inc                           | 164553              | 29.12         | Lab Supplies - Cylinders   |
| 4/23/2021   | Xcel Energy                               | 164558              | 14,708.68     | Electric/Gas Usage   |
| 4/23/2021   | Xcel Energy                               | 164558              | 139.24        | Electric/Gas Usage   |
| 4/30/2021   | Colorado Dept of Revenue                  | 164561              | 22.50         | Employee withholding   |
| 4/30/2021   | ICMA-RC                                   | 164564              | 3,225.97      | GEP Admin Allowance Fees   |
| 4/30/2021   | The Lincoln National Life Ins Co          | 164568              | 1,403.13      | Life/LTD Insurance   |
| 4/30/2021   | The Lincoln National Life Ins Co          | 164568              | 399.11        | Additional Life Insurance  |

**Wastewater Fund**

|           |   |        |            |  |
|-----------|---|--------|------------|--|
| 4/2/2021  | Colorado Dept of Revenue                  | 164351 | 22.50      | Employee withholding                           |
| 4/2/2021  | The Lincoln National Life Ins Co          | 164356 | 663.05     | Life/LTD Insurance                             |
| 4/2/2021  | The Lincoln National Life Ins Co          | 164356 | 150.12     | Additional Life Insurance                      |
| 4/2/2021  | Xcel Energy                               | 164357 | 108.57     | Gas Usage                                      |
| 4/2/2021  | Xcel Energy                               | 164357 | 804.51     | Gas Usage                                      |
| 4/9/2021  | Browns Hill Engineering & Controls Inc    | 164376 | 132.00     | Bar Screen 2 OIT Issues                        |
| 4/9/2021  | Colorado Analytical Lab                   | 164382 | 56.00      | BOD5 Analysis                                  |
| 4/9/2021  | Colorado Analytical Lab                   | 164382 | 273.60     | Cyanide Total Analysis                         |
| 4/9/2021  | Colorado Analytical Lab                   | 164382 | 156.80     | Metals   |
| 4/9/2021  | Evoqua Water Technologies LLC             | 164392 | 17,185.04  | DLVD 3/12/21 B+71 3802 gals @ \$4.52 per gal   |
| 4/16/2021 | Colorado Dept of Revenue                  | 164437 | 22.50      | Employee withholding                           |
| 4/23/2021 | AmWINS Group Benefits Inc                 | 164459 | 79.54      | Additional Insurance                           |
| 4/23/2021 | Browns Hill Engineering & Controls Inc    | 164470 | 2,059.00   | (Materials) AB Panel.                          |
| 4/23/2021 | BT Construction                           | 164471 | 3,106.75   | Force Main Construction service through March. |
| 4/23/2021 | BT Construction                           | 164471 | 103,590.18 | Force Main Construction service through March. |
| 4/23/2021 | Charles D Jones & Company Inc             | 164476 | 1,208.35   | Boiler Repairs Parts                           |
| 4/23/2021 | Colorado Analytical Lab                   | 164478 | 56.00      | BOD5 Analysis                                  |
| 4/23/2021 | Colorado Analytical Lab                   | 164478 | 56.00      | BOD5 Analysis                                  |
| 4/23/2021 | Colorado Analytical Lab                   | 164478 | 56.00      | BOD5 Analysis                                  |
| 4/23/2021 | Colorado Occupational Medicine Physicians | 164482 | 97.50      | Drug Screen/Physical                           |
| 4/23/2021 | Colorado Occupational Medicine Physicians | 164482 | 100.00     | Drug Screen/Physical                           |

**April 2021****Cash Disbursements**

| <u>Date</u> | <u>Vendor</u>                             | <u>Check Number</u> | <u>Amount</u> | <u>Description</u>   |
|-------------|---|---------------------|---------------|--|
| 4/23/2021   | Delta Dental Plan of Colo                 | 164487              | 1,085.23      | Ee Dental Insurance  |
| 4/23/2021   | DPC Industries Inc                        | 164489              | 1,780.00      | 3/30/21 Sodium Hypo 695 gals @ \$2.5 per gal.                    |
| 4/23/2021   | Evoqua Water Technologies LLC             | 164492              | 17,402.00     | RVCD 4/1/21 Bioxide+71 3850 gals @ \$4.52 per gal                |
| 4/23/2021   | GEI Consultants Inc                       | 164501              | 2,799.00      | Q1 007 Wet Testing   |
| 4/23/2021   | Integrated Water Services Inc             | 164513              | 170,996.86    | Bunker Hill Replacement service through March.                   |
| 4/23/2021   | Kaiser Permanente                         | 164517              | 20,198.83     | Ee Health Insurance  |
| 4/23/2021   | Mountain View Water Users                 | 164523              | 40.00         | 5000 gallons potable water service (March)                       |
| 4/23/2021   | Providence Infrastructure Consultants Inc | 164531              | 30,502.41     | Lift Station A & Force Main service thorough March               |
| 4/23/2021   | Providence Infrastructure Consultants Inc | 164531              | 13,394.08     | Odor Mitigation work through March                               |
| 4/23/2021   | QED Inc                                   | 164533              | 1,097.71      | Welder Install Supplies  |
| 4/23/2021   | QED Inc                                   | 164533              | 197.05        | Assorted Tools   |
| 4/23/2021   | QED Inc                                   | 164533              | 967.48        | Welder Install Wire  |
| 4/23/2021   | RCSolar-Arvada LLC                        | 164535              | 20.93         | Community Solar  |
| 4/23/2021   | RCSolar-Arvada LLC                        | 164535              | 28.05         | Community Solar  |
| 4/23/2021   | Western Oilfields Supply Company          | 164555              | 2,213.52      | Oxygen Injection Pilot Program - Equipment Rental Qoute 1056-IND |
| 4/23/2021   | Xcel Energy                               | 164558              | 5,992.10      | Electric/Gas Usage   |
| 4/30/2021   | Colorado Dept of Revenue                  | 164561              | 22.50         | Employee withholding   |
| 4/30/2021   | The Lincoln National Life Ins Co          | 164568              | 601.16        | Life/LTD Insurance   |
| 4/30/2021   | The Lincoln National Life Ins Co          | 164568              | 137.37        | Additional Life Insurance  |
| 4/30/2021   | Xcel Energy                               | 164569              | 1,251.02      | Electric/Gas Usage   |
| 4/30/2021   | Xcel Energy                               | 164569              | 98.60         | Electric/Gas Usage   |

**Stormwater Fund**

|           |                                  |        |        |                     |
|-----------|----------------------------------|--------|--------|---------------------|
| 4/2/2021  | The Lincoln National Life Ins Co | 164356 | 42.50  | Life/LTD Insurance  |
| 4/23/2021 | Delta Dental Plan of Colo        | 164487 | 151.19 | Ee Dental Insurance |
| 4/23/2021 | Kaiser Permanente                | 164517 | 460.15 | Ee Health Insurance |
| 4/30/2021 | The Lincoln National Life Ins Co | 164568 | 42.50  | Life/LTD Insurance  |

**Sanitation Fund**

|           |                                    |        |           |  |
|-----------|------------------------------------|--------|-----------|--|
| 4/2/2021  | The Lincoln National Life Ins Co   | 164356 | 341.48    | Life/LTD Insurance   |
| 4/2/2021  | The Lincoln National Life Ins Co   | 164356 | 294.77    | Additional Insurance   |
| 4/9/2021  | BFI Waste Systems of North America | 164375 | 7,696.11  | March 1-15 landfill services                                 |
| 4/9/2021  | LBA Associates Inc                 | 164403 | 15,425.00 | compost study and report services rendered 2/19/21-3/18/2021 |
| 4/16/2021 | CIRSA                              | 164436 | 1,938.35  | Vehicle additions/deletions                                  |
| 4/23/2021 | AmWINS Group Benefits Inc          | 164459 | 76.22     | Additional Insurance   |
| 4/23/2021 | BFI Waste Systems of North America | 164467 | 9,045.01  | March 16-31 landfill services                                |
| 4/23/2021 | Buckeye Welding Supply Inc         | 164472 | 277.54    | #03219975 - Welding Supplies                                 |
| 4/23/2021 | Delta Dental Plan of Colo          | 164487 | 750.87    | Ee Dental Insurance  |
| 4/23/2021 | Kaiser Permanente                  | 164517 | 13,928.43 | Ee Health Insurance  |
| 4/23/2021 | Rhinehart Oil Co Inc               | 164539 | 617.25    | Diesel exhaust fluid   |
| 4/23/2021 | Whitesides Boots & Clothing        | 164557 | 129.99    | Work boots GH  |
| 4/23/2021 | Whitesides Boots & Clothing        | 164557 | 139.99    | Work boots KW  |
| 4/23/2021 | Xcel Energy                        | 164558 | 784.91    | Electric/Gas Usage   |
| 4/30/2021 | The Lincoln National Life Ins Co   | 164568 | 341.49    | Life/LTD Insurance   |
| 4/30/2021 | The Lincoln National Life Ins Co   | 164568 | 294.76    | Additional Insurance   |

|             |    |              |
|-------------|----|--------------|
| Grand Total | \$ | 3,777,743.41 |
|-------------|----|--------------|

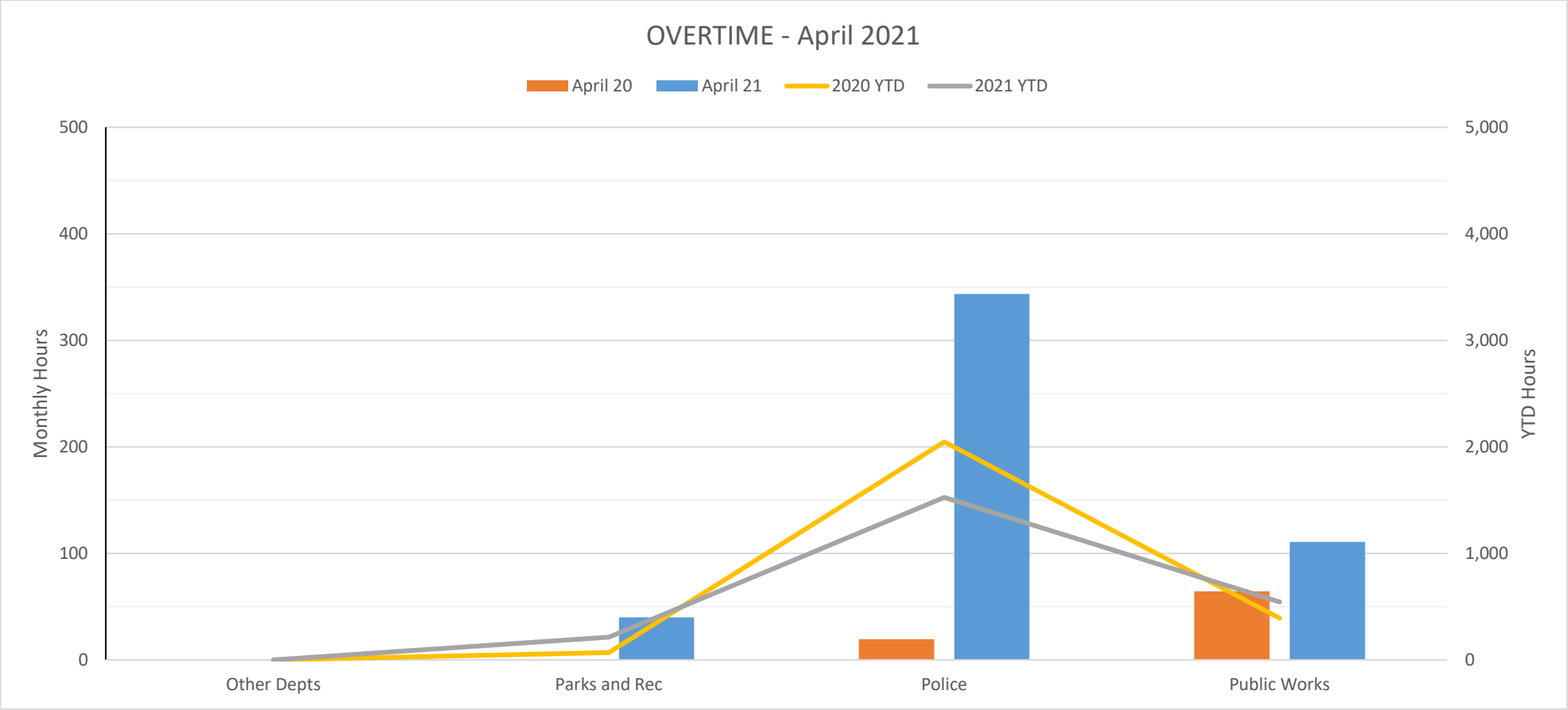
CITY OF NORTHGLENN  
MAYOR / CITY COUNCIL  
2021 OPERATING EXPENDITURES

| COUNCILPERSON                |       |   |            |                 |                  |           |          |          |          |          |          |          |          |   |
|------------------------------|-------|---|------------|-----------------|------------------|-----------|----------|----------|----------|----------|----------|----------|----------|---|
| DATE                         | TYPE  | VENDOR                                  | TOTAL      | Council<br>Wide | Mayor<br>Leighty | Witkovich | Peterson | Downing  | Brown    | Goff     | Mullica  | Esquibel | Willford | Comment   |
| General Fund 10              |       |   |            |                 |                  |           |          |          |          |          |          |          |          |   |
| 61100 Professional Services  |       |   |            |                 |                  |           |          |          |          |          |          |          |          |   |
| 01/28/21                     | Check | Bowditch & Cassell Public Affairs       | 3,000.00   | 3,000.00        |                  |           |          |          |          |          |          |          |          | Legislative Lobbying Services                                   |
| 02/05/21                     | Check | Bowditch & Cassell Public Affairs       | 3,000.00   | 3,000.00        |                  |           |          |          |          |          |          |          |          | Legislative Lobbying Services                                   |
| 02/25/21                     | Check | Hoffmann, Parker, Wilson, & Carberry PC | 14,052.94  | 14,052.94       |                  |           |          |          |          |          |          |          |          | City Attorney Fee for January 2021                              |
| 02/25/21                     | Check | Hoffmann, Parker, Wilson, & Carberry PC | 3,000.00   | 3,000.00        |                  |           |          |          |          |          |          |          |          | Prosecuting Attorney for January                                |
| 03/08/21                     | Check | Hoffmann, Parker, Wilson, & Carberry PC | 10,488.50  | 10,488.50       |                  |           |          |          |          |          |          |          |          | City Attorney Fee for February 2021                             |
| 03/08/21                     | Check | Hoffmann, Parker, Wilson, & Carberry PC | 3,000.00   | 3,000.00        |                  |           |          |          |          |          |          |          |          | Prosecuting Attorney for February                               |
| 03/29/21                     | Check | Bowditch & Cassell Public Affairs       | 3,000.00   | 3,000.00        |                  |           |          |          |          |          |          |          |          | Legislative Lobbying Services                                   |
| 04/08/21                     | Check | Hoffmann, Parker, Wilson, & Carberry PC | 15,600.81  | 15,600.81       |                  |           |          |          |          |          |          |          |          | City Attorney Fee for March 2021                                |
| 04/08/21                     | Check | Hoffmann, Parker, Wilson, & Carberry PC | 3,000.00   | 3,000.00        |                  |           |          |          |          |          |          |          |          | Prosecuting Attorney for March                                  |
| 04/27/21                     | Check | Bowditch & Cassell Public Affairs       | 3,000.00   | 3,000.00        |                  |           |          |          |          |          |          |          |          | Legislative Lobbying Services                                   |
| Total Professional Services  |       |   |            |                 |                  |           |          |          |          |          |          |          |          |   |
| Actual                       |       |   | 61,142.25  | 61,142.25       | -                | -         | -        | -        | -        | -        | -        | -        | -        |   |
| Budget                       |       |   | 283,000.00 | 283,000.00      | -                | -         | -        | -        | -        | -        | -        | -        | -        |   |
| Variance                     |       |   | 221,857.75 | 221,857.75      | -                | -         | -        | -        | -        | -        | -        | -        | -        |   |
| 61500 Communication Services |       |   |            |                 |                  |           |          |          |          |          |          |          |          |   |
| 02/28/21                     | Pcard | Scudder Press                           | 1,322.44   |                 |                  |           |          |          |          | 348.65   | 348.64   | 312.58   | 312.57   | Ward 3 and Ward 4 neighborhood meeting postcards                |
| 03/31/21                     | Pcard | Scudder Press                           | 668.51     |                 |                  |           |          | 334.25   | 334.26   |          |          |          |          | Ward 2 neighborhood meeting postcards                           |
| 03/31/21                     | Pcard | Scudder Press                           | 608.62     |                 |                  | 304.31    | 304.31   |          |          |          |          |          |          | Ward 1 neighborhood meeting postcards                           |
| 04/30/21                     | Pcard | Scudder Press                           | 668.51     |                 |                  |           |          | 334.26   | 334.25   |          |          |          |          | Ward 2 neighborhood meeting postcards                           |
| 04/30/21                     | Pcard | Scudder Press                           | 625.15     |                 |                  |           |          |          |          |          |          | 312.58   | 312.57   | Ward 4 neighborhood meeting postcards                           |
| Total Communication Services |       |   |            |                 |                  |           |          |          |          |          |          |          |          |   |
| Actual                       |       |   | 3,893.23   | -               | -                | 304.31    | 304.31   | 668.51   | 668.51   | 348.65   | 348.64   | 625.16   | 625.14   |   |
| Budget                       |       |   | 17,085.00  | 17,085.00       | -                | -         | -        | -        | -        | -        | -        | -        | -        |   |
| Variance                     |       |   | 13,191.77  | 17,085.00       | -                | (304.31)  | (304.31) | (668.51) | (668.51) | (348.65) | (348.64) | (625.16) | (625.14) |   |
| 61600 Training/Registration  |       |   |            |                 |                  |           |          |          |          |          |          |          |          |   |
| 01/31/21                     | Pcard | Bizjixthe Future                        | 50.00      |                 |                  |           |          |          |          | 50.00    |          |          |          | Webinar - What is the Future of our Cities                      |
| 02/28/21                     | Pcard | Colorado Municipal League               | 49.00      |                 |                  |           |          | 49.00    |          |          |          |          |          | 2021 CML Legislative Workshop                                   |
| Total Training/Registration  |       |   |            |                 |                  |           |          |          |          |          |          |          |          |   |
| Actual                       |       |   | 99.00      | -               | -                | -         | -        | 49.00    | -        | 50.00    | -        | -        | -        |   |
| Budget                       |       |   | 34,500.00  | -               | 3,833.36         | 3,833.33  | 3,833.33 | 3,833.33 | 3,833.33 | 3,833.33 | 3,833.33 | 3,833.33 | 3,833.33 |   |
| Variance                     |       |   | 34,401.00  | -               | 3,833.36         | 3,833.33  | 3,833.33 | 3,784.33 | 3,833.33 | 3,783.33 | 3,833.33 | 3,833.33 | 3,833.33 |   |
| 62100 Office Supplies        |       |   |            |                 |                  |           |          |          |          |          |          |          |          |   |
| Total Office Supplies        |       |   |            |                 |                  |           |          |          |          |          |          |          |          |   |
| Actual                       |       |   | -          | -               | -                | -         | -        | -        | -        | -        | -        | -        | -        |   |
| Budget                       |       |   | -          | -               | -                | -         | -        | -        | -        | -        | -        | -        | -        |   |
| Variance                     |       |   | -          | -               | -                | -         | -        | -        | -        | -        | -        | -        | -        |   |
| 62300 Operating Supplies     |       |   |            |                 |                  |           |          |          |          |          |          |          |          |   |
| 02/28/21                     | Pcard | Wm Supercenter                          | 57.76      | 57.76           |                  |           |          |          |          |          |          |          |          | Supplies for 2021 City Council retreat                          |
| 02/28/21                     | Pcard | Amzn Mktp Us                            | 30.49      | 30.49           |                  |           |          |          |          |          |          |          |          | Supplies for 2021 City Council retreat                          |
| 02/28/21                     | Pcard | Amzn Mktp Us                            | 183.89     | 183.89          |                  |           |          |          |          |          |          |          |          | Supplies for 2021 City Council retreat                          |
| 02/28/21                     | Pcard | Walgreens                               | 123.51     | 123.51          |                  |           |          |          |          |          |          |          |          | Supplies for 2021 City Council retreat                          |
| 02/28/21                     | Pcard | Amzn Mktp Us                            | 764.69     | 764.69          |                  |           |          |          |          |          |          |          |          | Supplies for 2021 City Council retreat                          |
| 02/28/21                     | Pcard | Wal-Mart                                | 60.84      | 60.84           |                  |           |          |          |          |          |          |          |          | Supplies for 2021 City Council retreat                          |
| 02/28/21                     | Pcard | Target                                  | 11.47      | 11.47           |                  |           |          |          |          |          |          |          |          | Supplies for 2021 City Council retreat                          |
| 02/28/21                     | Pcard | King Soopers                            | 36.47      | 36.47           |                  |           |          |          |          |          |          |          |          | Lunch money for city council 2021 retreat plus supplies         |
| 02/28/21                     | Pcard | Panera Bread                            | 40.00      | 40.00           |                  |           |          |          |          |          |          |          |          | Lunch money for city council 2021 retreat plus supplies         |
| 02/28/21                     | Pcard | Qdoba                                   | 20.00      | 20.00           |                  |           |          |          |          |          |          |          |          | Lunch money for city council 2021 retreat plus supplies         |
| 02/28/21                     | Pcard | Amzn Mktp Us                            | 50.68      | 50.68           |                  |           |          |          |          |          |          |          |          | Supplies for 2021 City Council retreat                          |
| 02/28/21                     | Pcard | Sq Tazikis                              | 20.00      | 20.00           |                  |           |          |          |          |          |          |          |          | Supplies for 2021 City Council retreat                          |
| 02/28/21                     | Pcard | El Mirador                              | 20.00      | 20.00           |                  |           |          |          |          |          |          |          |          | Lunch money for city council 2021 retreat                       |
| 02/28/21                     | Pcard | Amzn Mktp Us                            | (444.41)   | (444.41)        |                  |           |          |          |          |          |          |          |          | Return unused supplies for 2021 Council retreat                 |
| 02/28/21                     | Pcard | Wm Supercenter                          | 48.25      | 48.25           |                  |           |          |          |          |          |          |          |          | Supplies for 2021 City Council retreat                          |
| 02/28/21                     | Pcard | Wm Supercenter                          | 33.82      | 33.82           |                  |           |          |          |          |          |          |          |          | Supplies for 2021 City Council retreat                          |
| 02/28/21                     | Pcard | Kaeser & Blair                          | 261.41     | 261.41          |                  |           |          |          |          |          |          |          |          | Supplies for 2021 City Council retreat                          |
| 02/28/21                     | Pcard | El Mirador                              | 20.00      | 20.00           |                  |           |          |          |          |          |          |          |          | Lunch money for city council 2021 retreat                       |
| 02/28/21                     | Pcard | First Watch                             | 20.00      | 20.00           |                  |           |          |          |          |          |          |          |          | Lunch money for city council 2021 retreat                       |
| 02/28/21                     | Pcard | Artistic Flowers and Gifts              | 125.00     | 125.00          |                  |           |          |          |          |          |          |          |          | Flowers to the family of former Mayor Donald Burback            |
| 02/28/21                     | Pcard | USPS                                    | 10.60      | 10.60           |                  |           |          |          |          |          |          |          |          | Postage to mail 2021 City Council retreat info to City Attorney |
| 02/28/21                     | Pcard | Wm Supercenter                          | 5.86       | 5.86            |                  |           |          |          |          |          |          |          |          | Supplies for 2021 City Council retreat                          |
| 02/28/21                     | Pcard | The Candy Bar Wrapper                   | 70.55      | 70.55           |                  |           |          |          |          |          |          |          |          | Supplies for 2021 City Council retreat                          |
| 04/19/21                     | Check | Rachel Mitchell                         | 297.00     |                 | 54.00            |           | 54.00    |          |          | 54.00    | 54.00    | 54.00    | 27.00    | 2021 Police Award Banquet                                       |

CITY OF NORTHGLENN  
MAYOR / CITY COUNCIL  
2021 OPERATING EXPENDITURES

|                             |       |   | COUNCILPERSON |                 |                  |           |          |          |          |          |          |          |          |                                     |
|-----------------------------|-------|---|---------------|-----------------|------------------|-----------|----------|----------|----------|----------|----------|----------|----------|-------------------------------------|
| DATE                        | TYPE  | VENDOR                                  | TOTAL         | Council<br>Wide | Mayor<br>Leighty | Witkovich | Peterson | Downing  | Brown    | Goff     | Mullica  | Esquibel | Willford | Comment                             |
| Total Operating Supplies    |       |   |               |                 |                  |           |          |          |          |          |          |          |          |                                     |
|                             |       | Actual                                  | 1,867.88      | 1,570.88        | -                | -         | -        | -        | -        | -        | -        | -        | -        |                                     |
|                             |       | Budget                                  | 10,200.00     | -               | 1,133.36         | 1,133.33  | 1,133.33 | 1,133.33 | 1,133.33 | 1,133.33 | 1,133.33 | 1,133.33 | 1,133.33 |                                     |
|                             |       | Variance                                | 8,332.12      | (1,570.88)      | 1,133.36         | 1,133.33  | 1,133.33 | 1,133.33 | 1,133.33 | 1,133.33 | 1,133.33 | 1,133.33 | 1,133.33 |                                     |
| 68100 Dues/Fees             |       |   |               |                 |                  |           |          |          |          |          |          |          |          |                                     |
| 01/04/21                    | Check | United States Conference of Mayors      | 3,489.00      | 3,489.00        |                  |           |          |          |          |          |          |          |          | Annual member dues                  |
| 01/04/21                    | Check | Colorado Municipal League               | 21,918.00     | 21,918.00       |                  |           |          |          |          |          |          |          |          | Annual member dues                  |
| 01/04/21                    | Check | Adams Co Regional Economic Partnership  | 11,357.00     | 11,357.00       |                  |           |          |          |          |          |          |          |          | Annual member dues                  |
| 01/06/21                    | Check | Adams County Education Consortium       | 850.00        | 850.00          |                  |           |          |          |          |          |          |          |          | Annual member dues                  |
| 01/06/21                    | Check | Denver Regional Council of Governments  | 3,900.00      | 3,900.00        |                  |           |          |          |          |          |          |          |          | Annual member dues                  |
| 01/08/21                    | Check | Adams County Youth Initiative Inc       | 5,000.00      | 5,000.00        |                  |           |          |          |          |          |          |          |          | Annual member dues                  |
| 02/10/21                    | Check | Colorado Communities for Climate Action | 5,000.00      | 5,000.00        |                  |           |          |          |          |          |          |          |          | Annual member dues                  |
| 02/23/21                    | Check | NATA                                    | 1,440.00      | 1,440.00        |                  |           |          |          |          |          |          |          |          | Annual member dues                  |
| 04/05/21                    | Check | Westminster 7:10 Rotary Foundation      | 5,000.00      | 5,000.00        |                  |           |          |          |          |          |          |          |          | Dolly Parton Imagination Library    |
| 04/06/21                    | Check | Regional Air Quality Council            | 3,400.00      | 3,400.00        |                  |           |          |          |          |          |          |          |          | Annual 2021 dues                    |
| Total Dues/Fees             |       |   |               |                 |                  |           |          |          |          |          |          |          |          |                                     |
|                             |       | Actual                                  | 61,354.00     | 61,354.00       | -                | -         | -        | -        | -        | -        | -        | -        | -        |                                     |
|                             |       | Budget                                  | 71,400.00     | 71,400.00       | -                | -         | -        | -        | -        | -        | -        | -        | -        |                                     |
|                             |       | Variance                                | 10,046.00     | 10,046.00       | -                | -         | -        | -        | -        | -        | -        | -        | -        |                                     |
| 68200 Grants/Donations      |       |   |               |                 |                  |           |          |          |          |          |          |          |          |                                     |
| 03/24/21                    | Check | Northglenn Historic Preservation        | 5,000.00      | 5,000.00        |                  |           |          |          |          |          |          |          |          | Stonehocker/Thede Farmhouse         |
| 03/25/21                    | Check | Northglenn Arts and Humanities          | 77,216.00     | 77,216.00       |                  |           |          |          |          |          |          |          |          | Per capita annual fee               |
| 03/31/21                    | Check | Ralston House                           | 1,036.58      | 1,036.58        |                  |           |          |          |          |          |          |          |          | Ralston House annual dinner         |
| Total Grant/Donations       |       |   |               |                 |                  |           |          |          |          |          |          |          |          |                                     |
|                             |       | Actual                                  | 83,252.58     | 83,252.58       | -                | -         | -        | -        | -        | -        | -        | -        | -        |                                     |
|                             |       | Budget                                  | 123,905.00    | 123,905.00      | -                | -         | -        | -        | -        | -        | -        | -        | -        |                                     |
|                             |       | Variance                                | 40,652.42     | 40,652.42       | -                | -         | -        | -        | -        | -        | -        | -        | -        |                                     |
| 68900 Contingency           |       |   |               |                 |                  |           |          |          |          |          |          |          |          |                                     |
| Total Contingency           |       |   |               |                 |                  |           |          |          |          |          |          |          |          |                                     |
|                             |       | Actual                                  | -             | -               | -                | -         | -        | -        | -        | -        | -        | -        | -        |                                     |
|                             |       | Budget                                  | 50,000.00     | 50,000.00       | -                | -         | -        | -        | -        | -        | -        | -        | -        |                                     |
|                             |       | Variance                                | 50,000.00     | 50,000.00       | -                | -         | -        | -        | -        | -        | -        | -        | -        |                                     |
| General Fund 10 Totals      |       |   |               |                 |                  |           |          |          |          |          |          |          |          |                                     |
|                             |       | Actual                                  | 211,608.94    | 207,319.71      | -                | 304.31    | 304.31   | 717.51   | 668.51   | 398.65   | 348.64   | 625.16   | 625.14   |                                     |
|                             |       | Budget                                  | 590,090.00    | 545,390.00      | 4,966.72         | 4,966.66  | 4,966.66 | 4,966.66 | 4,966.66 | 4,966.66 | 4,966.66 | 4,966.66 | 4,966.66 |                                     |
|                             |       | Variance                                | 378,481.06    | 338,070.29      | 4,966.72         | 4,662.35  | 4,662.35 | 4,249.15 | 4,298.15 | 4,568.01 | 4,618.02 | 4,341.50 | 4,341.52 |                                     |
| Water Fund 50               |       |   |               |                 |                  |           |          |          |          |          |          |          |          |                                     |
| 61100 Professional Services |       |   |               |                 |                  |           |          |          |          |          |          |          |          |                                     |
| 02/05/21                    | Check | Hoffmann, Parker, Wilson, & Carberry PC | 366.65        | 366.65          |                  |           |          |          |          |          |          |          |          | City Attorney Fee for January 2021  |
| 03/08/21                    | Check | Hoffmann, Parker, Wilson, & Carberry PC | 386.00        | 386.00          |                  |           |          |          |          |          |          |          |          | City Attorney Fee for February 2021 |
| Total Professional Services |       |   |               |                 |                  |           |          |          |          |          |          |          |          |                                     |
|                             |       | Actual                                  | 752.65        | 752.65          | -                | -         | -        | -        | -        | -        | -        | -        | -        |                                     |
|                             |       | Budget                                  | 30,000.00     | 30,000.00       | -                | -         | -        | -        | -        | -        | -        | -        | -        |                                     |
|                             |       | Variance                                | 29,247.35     | 29,247.35       | -                | -         | -        | -        | -        | -        | -        | -        | -        |                                     |
| Water Fund 50 Totals        |       |   |               |                 |                  |           |          |          |          |          |          |          |          |                                     |
|                             |       | Actual                                  | 752.65        | 752.65          | -                | -         | -        | -        | -        | -        | -        | -        | -        |                                     |
|                             |       | Budget                                  | 30,000.00     | 30,000.00       | -                | -         | -        | -        | -        | -        | -        | -        | -        |                                     |
|                             |       | Variance                                | 29,247.35     | 29,247.35       | -                | -         | -        | -        | -        | -        | -        | -        | -        |                                     |





CITY OF NORTHGLENN  
Capital Improvement Program

| Project Description            | 2020<br>Adopted<br>Budget | YTD April 2021 Actuals |                     | 2022<br>Estimate | 2023<br>Estimate | 2024<br>Estimate | 2025<br>Estimate | 5-Year<br>Total   | Funding Source |
|--------------------------------|---------------------------|------------------------|---------------------|------------------|------------------|------------------|------------------|-------------------|----------------|
|                                |                           | YTD<br>Expenditures    | Amount<br>Remaining |                  |                  |                  |                  |                   |                |
| <b>CONSERVATION TRUST FUND</b> |                           |                        |                     |                  |                  |                  |                  |                   |                |
| Greenway Trail Replacement     | \$ 50,000                 | \$ -                   | \$ 50,000           | \$ 50,000        | \$ 50,000        | \$ 50,000        | \$ 50,000        | \$ 250,000        | CTF            |
| Sensory Playground Repair      | 250,000                   | -                      | 250,000             | -                | -                | -                | -                | 250,000           | CTF            |
| Jaycee Ballfield Lights        | 220,000                   | -                      | 220,000             | -                | -                | -                | -                | 220,000           | CTF            |
| Bocce Ball Court               | 10,000                    | -                      | 10,000              | -                | -                | -                | -                | 10,000            | CTF            |
| <b>Total</b>                   | <b>\$ 530,000</b>         | <b>\$ -</b>            | <b>\$ 530,000</b>   | <b>\$ 50,000</b> | <b>\$ 50,000</b> | <b>\$ 50,000</b> | <b>\$ 50,000</b> | <b>\$ 730,000</b> |                |

CITY OF NORTHGLENN  
Capital Improvement Program

| Project Description | 2020<br>Adopted<br>Budget | YTD April 2021 Actuals |                     | 2022<br>Estimate | 2023<br>Estimate | 2024<br>Estimate | 2025<br>Estimate | 5-Year<br>Total | Funding Source |
|---------------------|---------------------------|------------------------|---------------------|------------------|------------------|------------------|------------------|-----------------|----------------|
|                     |                           | YTD<br>Expenditures    | Amount<br>Remaining |                  |                  |                  |                  |                 |                |
| CDBG FUND           |                           |                        |                     |                  |                  |                  |                  |                 |                |
| Pedestrian Mobility | \$ -                      | \$ -                   | \$ -                | \$ 225,000       | \$ 225,000       | \$ 225,000       | \$ 225,000       | \$ 900,000      | CDBG           |
| Total               | \$ -                      | \$ -                   | \$ -                | \$ 225,000       | \$ 225,000       | \$ 225,000       | \$ 225,000       | \$ 900,000      |                |

CITY OF NORTHGLENN  
Capital Improvement Program

| Project Description              | 2020<br>Adopted<br>Budget | YTD April 2021 Actuals |                     | 2022<br>Estimate | 2023<br>Estimate | 2024<br>Estimate | 2025<br>Estimate | 5-Year<br>Total | Funding Source    |
|----------------------------------|---------------------------|------------------------|---------------------|------------------|------------------|------------------|------------------|-----------------|-------------------|
|                                  |                           | YTD<br>Expenditures    | Amount<br>Remaining |                  |                  |                  |                  |                 |                   |
| CAPITAL PROJECTS FUND            |                           |                        |                     |                  |                  |                  |                  |                 |                   |
| ADCO Sensory Park Playground     | \$ 375,000                | \$ -                   | \$ 375,000          | \$ -             | \$ -             | \$ -             | \$ -             | \$ 375,000      | GRANT             |
| Emergency Park Repairs           | 25,000                    | 2,055                  | 22,945              | 25,000           | 25,000           | 25,000           | 25,000           | 125,000         | ADCOO             |
| Tennis Court Repair              | 250,000                   | -                      | 250,000             | -                | -                | -                | -                | 250,000         | ADCOO             |
| ADCO Wyco Tennis Court           | 300,000                   | -                      | 300,000             | -                | -                | -                | -                | 300,000         | GRANT             |
| Justice Center West Park         | 20,203                    | 9,064                  | 11,139              | -                | -                | -                | -                | 20,203          | ADCOO             |
| Justice Center West Park         | 41,457                    | 13,596                 | 27,861              | -                | -                | -                | -                | 41,457          | GRANT             |
| Playground Equipment Replacement | 100,000                   | -                      | 100,000             | 50,000           | 50,000           | 50,000           | 50,000           | 300,000         | ADCOO             |
| E.B. Rains Renovation            | 750,000                   | -                      | 750,000             | -                | -                | -                | -                | 750,000         | ADCOO             |
| Residential Street Program       | 1,250,000                 | 4,875                  | 1,245,125           | 1,250,000        | 1,250,000        | 1,250,000        | 1,250,000        | 6,250,000       | ADCOT             |
| Traffic Signal Program           | 80,825                    | -                      | 80,825              | 50,000           | 50,000           | 50,000           | 50,000           | 280,825         | ADCOT             |
| Concrete Program                 | 50,000                    | -                      | 50,000              | 50,000           | 50,000           | 50,000           | 50,000           | 250,000         | ADCOT             |
| 120th Ave Widening               | 3,789,461                 | 34,723                 | 3,754,738           | -                | -                | -                | -                | 3,789,461       | 4.000 MILLS       |
| 120th Ave Widening               | 6,542,705                 | 115,343                | 6,427,362           | -                | -                | -                | -                | 6,542,705       | GRANT             |
| School Zone Safety               | 136,569                   | -                      | 136,569             | 50,000           | 100,000          | 50,000           | 100,000          | 436,569         | GENERAL           |
| Civic Center Master Plan         | 24,057,887                | 6,015,827              | 18,042,060          | -                | -                | -                | -                | 24,057,887      | DEBT PROCEEDS     |
| City Hall Space Assessment       | 348,688                   | -                      | 348,688             | -                | -                | -                | -                | 348,688         | GENERAL           |
| Traffic Calming                  | 250,000                   | -                      | 250,000             | 250,000          | 250,000          | 250,000          | 250,000          | 1,250,000       | ADCOT             |
| Community Center Dr Bridge       | 615,259                   | 3,832                  | 611,427             | -                | -                | -                | -                | 615,259         | GENERAL           |
| Civic Center Master Plan Ph2     | 455,562                   | 19,901                 | 435,661             | -                | -                | -                | -                | 455,562         | 1/2%              |
| Connect Northglenn Striping      | 200,000                   | -                      | 200,000             | 200,000          | 200,000          | 200,000          | 200,000          | 1,000,000       | ADCOT             |
| Traffic Signal Upgrade           | 1,200,000                 | -                      | 1,200,000           | -                | -                | -                | -                | 1,200,000       | GENERAL, GRANT    |
| Major Arterial Rehabilitation    | 1,200,000                 | -                      | 1,200,000           | 700,000          | 1,500,000        | 1,100,000        | 1,500,000        | 6,000,000       | 4.000 MILLS       |
| Civic Center COP Debt            | 2,667,550                 | -                      | 2,667,550           | 2,668,300        | 2,665,800        | 2,670,050        | 2,670,550        | 13,342,250      | 1/2%, MJ, GENERAL |
| Justice Center COP Debt          | 1,468,269                 | -                      | 1,468,269           | 1,466,769        | 1,468,519        | 1,468,269        | 1,466,019        | 7,337,845       | 1/2%              |
| Total                            | \$ 46,174,435             | \$ 6,219,216           | \$ 39,955,219       | \$ 6,760,069     | \$ 7,609,319     | \$ 7,163,319     | \$ 7,611,569     | \$ 75,318,711   |                   |

CITY OF NORTHGLENN  
Capital Improvement Program

| Project Description               | 2020<br>Adopted<br>Budget | YTD April 2021 Actuals |                     | 2022<br>Estimate    | 2023<br>Estimate  | 2024<br>Estimate  | 2025<br>Estimate  | 5-Year<br>Total      | Funding Source |
|-----------------------------------|---------------------------|------------------------|---------------------|---------------------|-------------------|-------------------|-------------------|----------------------|----------------|
|                                   |                           | YTD<br>Expenditures    | Amount<br>Remaining |                     |                   |                   |                   |                      |                |
| <b><u>WATER FUND</u></b>          |                           |                        |                     |                     |                   |                   |                   |                      |                |
| Water Line Replacement            | \$ 218,130                | \$ -                   | \$ 218,130          | \$ 100,000          | \$ 100,000        | \$ 100,000        | \$ 100,000        | \$ 618,130           | WF             |
| Standley Lake Pipeline            | 150,000                   | 150,000                | -                   | 150,000             | 150,000           | 150,000           | 150,000           | 750,000              | WF             |
| North Low Zone Tank Painting      | 439,419                   | -                      | 439,419             | 275,000             | -                 | -                 | -                 | 714,419              | WF             |
| Lab Information Management System | 137,239                   | 21,888                 | 115,351             | -                   | -                 | -                 | -                 | 137,239              | WF             |
| Waste Handling Improvements       | 3,727,633                 | -                      | 3,727,633           | -                   | -                 | -                 | -                 | 3,727,633            | WF             |
| Filter to Waste Automation        | 436,850                   | 11,020                 | 425,830             | -                   | -                 | -                 | -                 | 436,850              | WF             |
| Bull Reservoir Pump Replacement   | 588,070                   | -                      | 588,070             | -                   | -                 | -                 | -                 | 588,070              | WF             |
| ASR Wells & Infrastructure        | -                         | -                      | -                   | 2,000,000           | -                 | -                 | -                 | 2,000,000            | WF             |
| New Brantner Aug Station          | -                         | -                      | -                   | 20,000              | -                 | -                 | -                 | 20,000               | WF             |
| Automated Filter Backwash         | -                         | -                      | -                   | 1,100,000           | -                 | -                 | -                 | 1,100,000            | WF             |
| FHL Flume Webster Lake            | -                         | -                      | -                   | 45,000              | -                 | -                 | -                 | 45,000               | WF             |
| <b>Total</b>                      | <b>\$ 5,697,341</b>       | <b>\$ 182,908</b>      | <b>\$ 5,514,433</b> | <b>\$ 3,690,000</b> | <b>\$ 250,000</b> | <b>\$ 250,000</b> | <b>\$ 250,000</b> | <b>\$ 10,137,341</b> |                |

CITY OF NORTHGLENN  
Capital Improvement Program

| Project Description                    | 2020<br>Adopted<br>Budget | YTD April 2021 Actuals |                     | 2022<br>Estimate | 2023<br>Estimate | 2024<br>Estimate | 2025<br>Estimate | 5-Year<br>Total | Funding Source |
|--|---------------------------|------------------------|---------------------|------------------|------------------|------------------|------------------|-----------------|----------------|
|  |                           | YTD<br>Expenditures    | Amount<br>Remaining |                  |                  |                  |                  |                 |                |
| WASTEWATER FUND                        |                           |                        |                     |                  |                  |                  |                  |                 |                |
| Collection System Rehab                | \$ 419,950                | \$ 150,420             | \$ 269,530          | \$ 250,000       | \$ 250,000       | \$ 250,000       | \$ 250,000       | \$ 1,419,950    | WWF            |
| Bunker Hill Lift Station               | 989,124                   | 788,579                | 200,545             | -                | -                | -                | -                | 989,124         | WWF            |
| Lift Station A & Forcemain Replacement | 27,465,941                | 177,989                | 27,287,952          | -                | -                | -                | -                | 27,465,941      | WWF            |
| Lift Station Flow Meters               | 500,000                   | -                      | 500,000             | -                | -                | -                | -                | 500,000         | WWF            |
| Clarifier Rehabilitation               | 500,000                   | -                      | 500,000             | -                | -                | -                | -                | 500,000         | WWF            |
| Total                                  | \$ 29,875,015             | \$ 1,116,988           | \$ 28,758,027       | \$ 250,000       | \$ 250,000       | \$ 250,000       | \$ 250,000       | \$ 30,875,015   |                |

CITY OF NORTHGLENN  
Capital Improvement Program

| Project Description               | 2020<br>Adopted<br>Budget | YTD April 2021 Actuals |                      | 2022<br>Estimate     | 2023<br>Estimate    | 2024<br>Estimate    | 2025<br>Estimate    | 5-Year<br>Total       | Funding Source |
|-----------------------------------|---------------------------|------------------------|----------------------|----------------------|---------------------|---------------------|---------------------|-----------------------|----------------|
|                                   |                           | YTD<br>Expenditures    | Amount<br>Remaining  |                      |                     |                     |                     |                       |                |
| <b><u>STORMWATER FUND</u></b>     |                           |                        |                      |                      |                     |                     |                     |                       |                |
| Grange Hall Creek MDP & FHAD      | \$ 70,000                 | \$ -                   | \$ 70,000            | \$ -                 | \$ -                | \$ -                | \$ -                | \$ 70,000             | SWF            |
| Storm Drainage System Improvement | 412,555                   | -                      | 412,555              | 100,000              | 100,000             | 100,000             | 100,000             | 812,555               | SWF            |
| <b>Total</b>                      | <b>\$ 482,555</b>         | <b>\$ -</b>            | <b>\$ 482,555</b>    | <b>\$ 100,000</b>    | <b>\$ 100,000</b>   | <b>\$ 100,000</b>   | <b>\$ 100,000</b>   | <b>\$ 882,555</b>     |                |
| <b>CITY-WIDE TOTAL</b>            |                           |                        |                      |                      |                     |                     |                     |                       |                |
|                                   | <b>\$ 82,759,346</b>      | <b>\$ 7,519,112</b>    | <b>\$ 75,240,234</b> | <b>\$ 11,075,069</b> | <b>\$ 8,484,319</b> | <b>\$ 8,038,319</b> | <b>\$ 8,486,569</b> | <b>\$ 118,843,622</b> |                |

### Executed Contracts (below \$50,000) for April 2021

| <u>Vendor</u>                             | <u>Contract Executed Date</u> | <u>Contract Dates</u> |  | <u>Total Amount</u> | <u>Purpose</u>                                       |
|---|-------------------------------|-----------------------|--|---------------------|--|
| Environmental Works, Inc.                 | 4/5/2021                      |                       |  | \$ 35,324.72        | 2021-036 2021 WTP and WWTP Mowing Services           |
| Quality Water Biosystems                  | 4/22/2021                     |                       |  | \$ 8,500.00         | 2020-038A 2021 Pond Management Water Quality Service |
| Vector Disease Control International, LLC | 4/29/2021                     |                       |  | \$ 17,096.89        | 2021-045 Mosquito Control Services                   |
|   |                               |                       |  | <u>\$ 60,921.61</u> |  |