

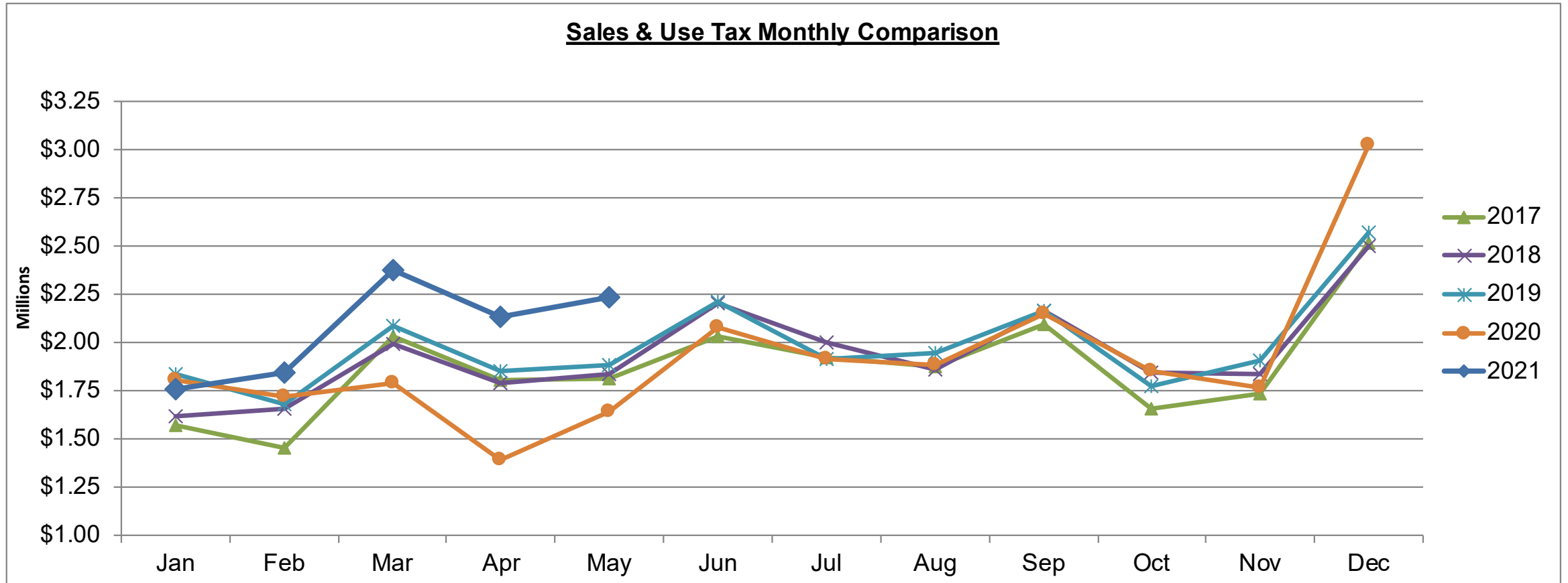
Quarterly Financial Update

August 9, 2021



Sales & use tax

- Year-to-date collections \$10,333,038
- Sales & use tax has increased 24.0% compared to the prior year



General Fund

	2021 Budget	2021 YTD Actual	Dollar Variance	Collection/ Spending Rate
Revenue:				
Taxes	\$ 20,337,945	\$ 11,037,223	\$ (9,300,722)	54.27%
Intergovernmental	1,714,194	686,179	(1,028,015)	40.03%
Licenses & Permits	838,695	737,585	(101,110)	87.94%
User Charges & Fees	2,330,131	704,146	(1,625,985)	30.22%
Fines & Forfeits	600,000	315,998	(284,002)	52.67%
Other Revenue	582,000	271,251	(310,749)	46.61%
Total Revenue	26,402,965	13,752,382	(12,650,583)	52.09%
Expenditures:				
Personnel	19,213,583	8,626,554	(10,587,029)	44.90%
Purchased Services	4,800,286	2,165,972	(2,634,314)	45.12%
Supplies/Equipment	2,237,076	1,014,479	(1,222,597)	45.35%
Capital Outlay	324,710	118,583	(206,127)	36.52%
Miscellaneous	327,120	175,379	(151,741)	53.61%
Total Expenditures	26,902,775	12,100,967	(14,801,808)	44.98%
Other Financing Sources/(Uses)	(125,000)	(289,003)	(164,003)	231.20%
Net Change in Fund Balance	(624,810)	1,362,412		
Beginning Fund Balance	20,996,932	24,056,144	3,059,212	114.57%
Ending Fund Balance	\$ 20,372,122	\$ 25,418,556	\$ 5,046,434	124.77%

Conservation Trust Fund

	2021 Budget	2021 YTD Actual	Dollar Variance	Collection/ Spending Rate
Revenue	\$ 418,000	\$ 249,480	\$ (168,520)	59.68%
Expenditures	530,000	-	(530,000)	0.00%
Net Change in Fund Balance	(112,000)	249,480	361,480	-222.75%
Beginning Fund Balance	535,588	739,553	203,965	138.08%
Ending Fund Balance	\$ 423,588	\$ 989,033	\$ 565,445	233.49%

Capital Projects Fund

	2021 Budget	2021 YTD Actual	Dollar Variance	Collection/ Spending Rate
Revenue	\$ 8,646,600	\$ 4,345,594	\$ (4,301,006)	50.26%
Expenditures	42,038,616	11,623,129	(30,415,487)	27.65%
Other Financing Sources/(Uses)	(4,135,819)	(1,060,659)	3,075,160	25.65%
Net Change in Fund Balance	(37,527,835)	(8,338,194)	29,189,641	22.22%
Beginning Fund Balance	60,193,244	51,940,348	(8,252,896)	86.29%
Ending Fund Balance	\$ 22,665,409	\$ 43,602,154	\$ 20,936,745	192.37%

Water Fund

	2021 Budget	2021 YTD Actual	Dollar Variance	Collection/ Spending Rate
Revenue:				
Taxes	\$ 4,074,900	\$ 1,910,766	\$ (2,164,134)	46.89%
User Charges & Fees	8,380,600	3,186,571	(5,194,029)	38.02%
Other Revenue	426,000	116,958	(309,042)	27.45%
Total Revenue	12,881,500	5,214,295	(7,667,205)	40.48%
Expenditures:				
Personnel	3,647,329	1,520,993	(2,126,336)	41.70%
Purchased Services	1,677,905	911,347	(766,558)	54.31%
Supplies/Equipment	1,039,025	574,634	(464,391)	55.31%
Capital Outlay	7,828,341	344,077	(7,484,264)	4.40%
Miscellaneous	38,630	22,340	(16,290)	57.83%
Total Expenditures	14,231,230	3,373,391	(10,857,839)	23.70%
Other Financing Sources/(Uses)	(1,014,760)	(16,222)	998,538	1.60%
Net Change in Fund Balance	(2,364,490)	1,824,682		
Beginning Fund Balance	18,634,266	21,165,663	2,531,397	113.58%
Ending Fund Balance	\$ 16,269,776	\$ 22,990,345	\$ 6,720,569	141.31%

Wastewater Fund

	2021 Budget	2021 YTD Actual	Dollar Variance	Collection/ Spending Rate
Revenue:				
User Charges & Fees	\$ 5,092,000	\$ 2,264,159	\$ (2,827,841)	44.47%
Other Revenue	122,500	743,209	620,709	606.70%
Total Revenue	5,214,500	3,007,368	(2,207,132)	57.67%
Expenditures:				
Personnel	1,679,377	730,622	(948,755)	43.51%
Purchased Services	666,910	126,371	(540,539)	18.95%
Supplies/Equipment	959,727	322,733	(636,994)	33.63%
Capital Outlay	30,275,223	5,572,043	(24,703,180)	18.40%
Miscellaneous	305	3,461	3,156	1134.75%
Total Expenditures	33,581,542	6,755,230	(26,826,312)	20.12%
Other Financing Sources/(Uses)	(1,097,636)	26,371,570	27,469,206	0.00%
Net Change in Fund Balance	(29,464,678)	22,623,708		
Beginning Fund Balance	29,490,625	3,551,347	(25,939,278)	12.04%
Ending Fund Balance	\$ 25,947	\$ 26,175,055	\$ 26,149,108	100878.93%

Stormwater Fund

	2021 Budget	2021 YTD Actual	Dollar Variance	Collection/ Spending Rate
Revenue	\$ 458,000	\$ 222,596	\$ (235,404)	48.60%
Expenditures	659,398	64,178	(595,220)	9.73%
Net Change in Fund Balance	(201,398)	158,418		
Beginning Fund Balance	897,815	1,128,702	230,887	125.72%
Ending Fund Balance	\$ 696,417	\$ 1,287,120	\$ 590,703	184.82%

Sanitation Fund

	2021 Budget	2021 YTD Actual	Dollar Variance	Collection/ Spending Rate
Revenue	\$ 1,959,000	\$ 856,732	\$ (1,102,268)	43.73%
Expenditures	2,013,540	675,641	(1,337,899)	33.55%
Net Change in Fund Balance	(54,540)	181,091		
Beginning Fund Balance	1,984,586	2,095,919	111,333	105.61%
Ending Fund Balance	\$ 1,930,046	\$ 2,277,010	\$ 346,964	117.98%

Summary

- Sales tax through June is up 23%
- General Fund revenue up 22% year-over-year
 - Use tax and permits up due to Karl's Farm development
 - Intergovernmental down from 2020 due to CARES funds
 - Charges for services down in plan review fees realized in 2020 for Karl's Farm
 - Investment earnings down due to low interest rates
- Expenditures across all funds align with current year budget and historical trends

For more information visit: northglennco.opengov.com



June 2021

Monthly Financial Packet

City of Northglenn

Financial Packet

Packet Contents

<u>Description</u>	<u>Page #</u>
Executive Summary	1
Financial Statements	2
Cash and Investments	8
Marketplace Sales Tax History Chart	9
Citywide Sales Tax History Chart	10
Geographic Code Tax Data	11
Accounts Payable Disbursement Listing	11
City Council Operating Expenditures	17
Overtime Report	20
CIP Report	21
Summary of Executed Contracts	27



CITY OF
Northglenn

City of Northglenn
Interim Financial Statements
For the Period Ending
June 2021

Executive Summary:

- **Sales and Use Tax**
 - Year-to-date sales and use taxes are up 24.0% compared to the previous year, and 10.6% over 2019.
 - Auto Use Tax +43.4%; Sales Tax +22.8%; Food Tax +2.2%; Marijuana Tax +14.6%

- **General Fund**
 - Revenues within the fund total \$13,752,382, an increase over last year's collections by 22.4% or \$2,516,894. Building permits and use tax have realized substantial increases due to the construction at Karl's Farm. Revenue shortfalls are seen in intergovernmental, charges for services, and investment earnings. These have been caused by the one-time CARES funding in 2020, fewer building plan reviews, and declines in market interest rates, respectively.
 - Expenditures total \$12,389,970 accounting for 45.8% of the annual appropriation. Spending within the fund is consistent with the planned budget, except for claims which are higher than anticipated due to claims.

- **Water Fund**
 - Revenues total \$5,214,295. This is an increase of 17.8% or \$789,108 when compared to the prior year. Revenue restricted for water resources are \$1,387,006, up 38.4% versus the prior year. Restricted revenue for debt service, which comes from the food for home consumption sales tax is up 2.2%, and totals \$523,760 year-to-date.
 - Expenditures within the Water Fund total \$3,373,391 and account for 22.1% of the annual appropriation. Fund expenditures decreased by \$1,122,813 or 25.0% when compared to the same period of 2020, due to a water rights purchase.

- **Wastewater Fund**
 - Revenues total \$3,007,368. This is an increase of approximately 41.1% or \$876,661 as compared to the prior year due to developer contributions.
 - Operating expenditures within the fund total \$6,755,230 and account for 19.5% of the annual appropriation. Fund expenditures increased by \$4,517,787 or 229.7% when compared to the same period of 2020 largely due to capital expenditures.
 - Other financing sources/uses were for the issuance of the 2021 Wastewater Revenue Bonds to fund the Lift Station A and Force Main project and related debt payments.

- **Stormwater Fund**
 - Revenues within the fund total \$222,596, an increase from last year by approximately 13.2% or \$25,895, due to tap fees received at Karl's Farm.
 - Expenditures total \$64,178 and account for 9.7% of the annual appropriation. Fund expenditures increased by \$20,272 or 46.1% when compared to the same period of 2020 due to consulting costs incurred.

- **Sanitation Fund**
 - Revenues total \$862,310, a decrease of \$3,097 or -0.4% from the same period last year.
 - Expenditures within the fund total \$675,641 and account for 33.6% of the annual appropriation. Spending within the fund is 3.7% or \$23,929 higher than this time last year.

**Revenue Report
June 30, 2021
General Fund**

	2021 Adopted Budget	Actual as of June 30, 2021	Over/(Under) Budget	Collection Rate	Prior Year Actual as of June 30, 2020	Over/(Under) Prior Year	Percent Difference
Taxes							
Property Taxes	\$ 3,616,905	\$ 2,450,636	\$ (1,166,269)	67.76%	\$ 2,272,620	\$ 178,016	7.83%
Sales Taxes	13,845,737	6,235,507	(7,610,230)	45.04%	5,066,534	1,168,973	23.07%
Use Tax	2,569,785	2,239,732	(330,053)	87.16%	925,544	1,314,188	141.99%
Other Tax	305,518	111,348	(194,170)	36.45%	103,994	7,354	7.07%
Total Taxes*	20,337,945	11,037,223	(9,300,722)	54.27%	8,368,692	2,668,531	31.89%
Intergovernmental Revenues	1,714,194	686,179	(1,028,015)	40.03%	1,020,700	(334,521)	-32.77%
Licenses and Permits	838,695	737,585	(101,110)	87.94%	338,866	398,719	117.66%
Charges for Services	2,330,131	704,146	(1,625,985)	30.22%	968,604	(264,458)	-27.30%
Fines and Forfeitures	600,000	315,998	(284,002)	52.67%	197,378	118,620	60.10%
Investment Earnings	425,000	129,536	(295,464)	30.48%	223,287	(93,751)	-41.99%
Other Revenues	157,000	141,715	(15,285)	90.26%	101,332	40,383	39.85%
Total Revenues	26,402,965	13,752,382	(12,650,583)	52.09%	11,218,859	2,533,523	22.58%
Other Financing Sources	-	-	-	N/A	16,629	(16,629)	-100.00%
Total General Fund Revenues	\$ 26,402,965	\$ 13,752,382	\$ (12,650,583)	52.09%	\$ 11,235,488	\$ 2,516,894	22.40%

*Due to normal collection cycles, the tax revenues presented in the above statement represent amounts collected as of the prior month and not of that of the period being reported.

**Expenditure Report
June 30, 2021
General Fund**

	2021 Adopted Budget	Actual as of June 30, 2021	Over/(Under) Budget	Spending Rate	Prior Year Actual as of June 30, 2020	Over/(Under) Prior Year	Percent Difference
Legislative	\$ 739,189	324,963	\$ (414,226)	43.96%	\$ 530,120	\$ (205,157)	-38.70%
City Manager	2,693,911	1,041,457	(1,652,454)	38.66%	1,165,806	(124,349)	-10.67%
City Clerk	451,500	163,090	(288,410)	36.12%	168,548	(5,458)	-3.24%
Human Resources	808,175	582,756	(225,419)	72.11%	500,786	81,970	16.37%
Technology	1,024,455	500,761	(523,694)	48.88%	448,300	52,461	11.70%
Finance	521,644	261,288	(260,356)	50.09%	243,133	18,155	7.47%
Planning & Development	1,489,302	664,857	(824,445)	44.64%	815,241	(150,384)	-18.45%
Parks, Recreation and Cultural	4,898,022	1,903,196	(2,994,826)	38.86%	1,909,042	(5,846)	-0.31%
Police	11,503,053	5,434,041	(6,069,012)	47.24%	5,174,354	259,687	5.02%
Public Works	2,773,524	1,224,558	(1,548,966)	44.15%	1,241,716	(17,158)	-1.38%
Total Operating Expenditures	26,902,775	12,100,967	(14,801,808)	44.98%	12,197,046	(96,079)	-0.79%
Other Financing Uses	125,000	289,003	164,003	231.20%	512,232	(223,229)	-43.58%
Total General Fund Expenditures	\$ 27,027,775	\$ 12,389,970	\$ (14,637,805)	45.84%	\$ 12,709,278	\$ (319,308)	-2.51%

**Revenue and Expenditure Report
June 30, 2021
Water Fund**

	2021 Adopted Budget	Actual as of June 30, 2021	Over/(Under) Budget	Collection/ Spending Rates	Prior Year Actual as of June 30, 2020	Current Year Over/(Under) Prior Year	Percent Difference
Revenues							
Water Charges	\$ 8,380,600	\$ 3,186,571	\$ (5,194,029)	38.02%	\$ 2,736,924	\$ 449,647	16.43%
Water Resources Revenue	2,740,900	1,387,006	(1,353,894)	50.60%	1,002,506	384,500	38.35%
Debt Service Revenue	1,334,000	523,760	(810,240)	39.26%	512,464	11,296	2.20%
Intergovernmental Revenue	-	-	-	N/A	22,546	(22,546)	-100.00%
Investment Earnings	426,000	116,427	(309,573)	27.33%	150,539	(34,112)	-22.66%
Miscellaneous Revenue	-	531	531	N/A	208	323	155.29%
Total Water Fund Revenues	12,881,500	5,214,295	(7,667,205)	40.48%	4,425,187	789,108	17.83%
Expenditures							
Operating Expenditures	6,402,889	3,013,092	(3,389,797)	47.06%	2,668,287	344,805	12.92%
Capital Outlay	6,228,341	286,745	(5,941,596)	4.60%	361,677	(74,932)	-20.72%
Water Resources Expenditures	1,600,000	57,332	(1,542,668)	3.58%	1,442,116	(1,384,784)	-96.02%
Debt Service Expenditures	1,014,760	16,222	(998,538)	1.60%	24,124	(7,902)	-32.76%
Total Water Fund Expenditures	15,245,990	3,373,391	(11,872,599)	22.13%	4,496,204	(1,122,813)	-24.97%
Other Financing Sources / (Uses)	-	(16,222)	(16,222)	N/A	(1,640)	(14,582)	N/A
Revenues Over/(Under) Expenditures	\$ (2,364,490)	\$ 1,824,682	\$ 4,205,394	N/A	\$ (72,657)	\$ 1,897,339	N/A

<i>Operating Revenue:</i>							
<i>Water Usage</i>	\$ 8,022,000	\$ 2,296,833	\$ (5,725,167)	28.63%	\$ 2,665,931	\$ (369,098)	-13.84%
<i>Water Resources Revenue:</i>							
<i>Non-Food Sales/Use Tax*</i>	\$ 2,740,900	\$ 1,387,006	\$ (1,353,894)	50.60%	\$ 1,002,506	\$ 384,500	38.35%
<i>Debt Service:</i>							
<i>Food Taxes*</i>	\$ 1,334,000	\$ 523,760	\$ (810,240)	39.26%	\$ 512,464	\$ 11,296	2.20%

*Due to normal collection cycles, the tax revenues presented in the above statement represent amounts collected as of the prior month and not of that of the period being reported.

Revenue and Expenditure Report
June 30, 2021
Wastewater Fund

	2021 Adopted Budget	Actual as of June 30, 2021	Over/(Under) Budget	Collection/ Spending Rates	Prior Year Actual as of June 30, 2020	Current Year Over/(Under) Prior Year	Percent Difference
Revenues							
Wastewater Charges	\$ 5,092,000	\$ 2,264,159	\$ (2,827,841)	44.47%	\$ 2,021,125	\$ 243,034	12.02%
Investment Earnings	122,500	29,504	(92,996)	24.08%	35,833	(6,329)	-17.66%
Contributions	-	713,501	713,501	N/A	-	713,501	N/A
Miscellaneous Revenue	-	204	204	N/A	73,749	(73,545)	-99.72%
Total Wastewater Fund Revenues	5,214,500	3,007,368	(2,207,132)	57.67%	2,130,707	876,661	41.14%
Expenditures							
Operating Expenditures	3,321,527	912,458	(2,409,069)	27.47%	1,233,591	(321,133)	-26.03%
Capital Outlay	30,260,015	5,572,043	(24,687,972)	18.41%	733,123	4,838,920	660.04%
Debt Service Expenditures	1,097,636	270,729	(826,907)	24.66%	-	270,729	N/A
Total Wastewater Fund Expenditures	34,679,178	6,755,230	(27,923,948)	19.48%	1,966,714	4,788,516	243.48%
Other Financing Sources / (Uses)	-	26,371,570	26,371,570	N/A	(30,500)	26,402,070	N/A
Revenues Over/(Under) Expenditures	\$ (29,464,678)	\$ 22,623,708	\$ 52,088,386	N/A	\$ 133,493	\$ 22,490,215	16847.49%

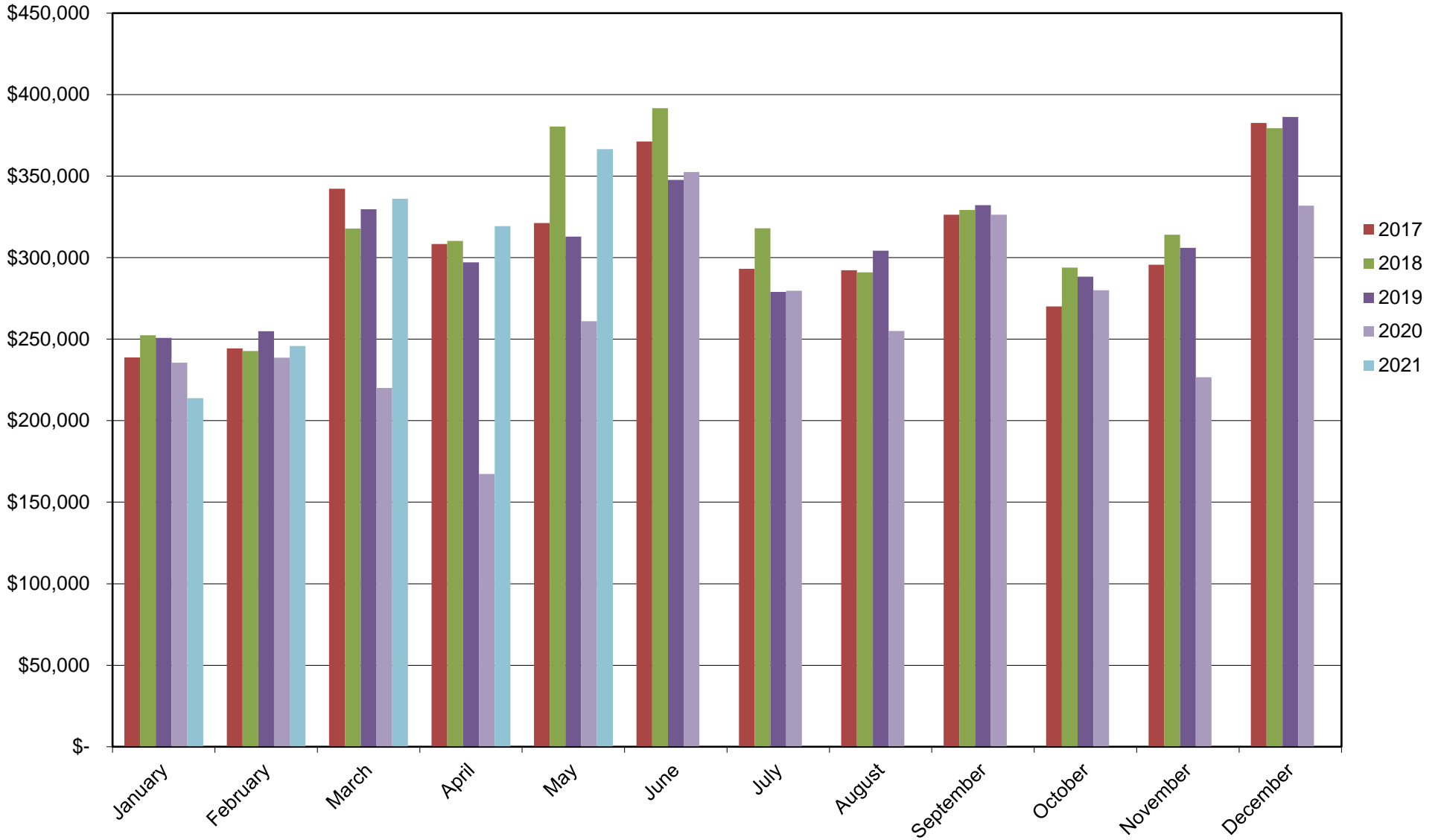
Revenue and Expenditure Report
June 30, 2021
Stormwater Fund

	<u>2021 Adopted Budget</u>	<u>Actual as of June 30, 2021</u>	<u>Over/(Under) Budget</u>	<u>Collection/ Spending Rates</u>	<u>Prior Year Actual as of June 30, 2020</u>	<u>Current Year Over/(Under) Prior Year</u>	<u>Percent Difference</u>
Revenues							
Stormwater Charges	\$ 449,000	\$ 216,069	\$ (232,931)	48.12%	\$ 188,785	\$ 27,284	14.45%
Investment Earnings	9,000	6,526	(2,474)	72.51%	7,916	(1,390)	-17.56%
Miscellaneous Revenue	-	1	1	N/A	-	1	N/A
Total Stormwater Revenues	458,000	222,596	(235,404)	48.60%	196,701	25,895	13.16%
Expenditures							
Stormwater Collection	176,843	64,178	(112,665)	36.29%	43,906	20,272	46.17%
Capital Outlay	482,555	-	(482,555)	0.00%	-	-	N/A
Total Stormwater Expenditures	659,398	64,178	(595,220)	9.73%	43,906	20,272	46.17%
Revenues Over/(Under) Expenditures	\$ (201,398)	\$ 158,418	\$ 359,816	N/A	\$ 152,795	\$ 5,623	3.68%

**Revenue and Expenditure Report
June 30, 2021
Sanitation Fund**

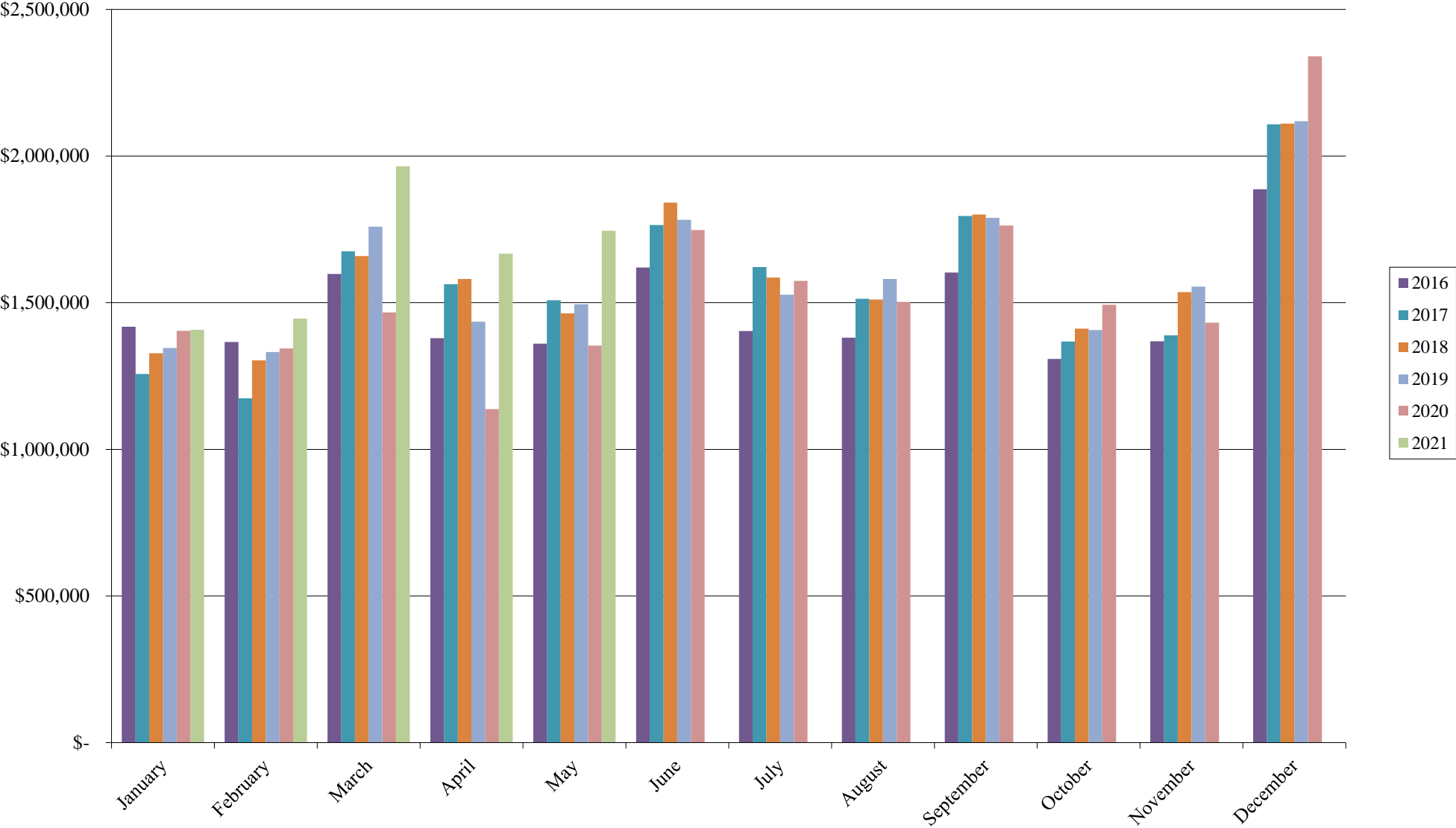
	<u>2021 Adopted Budget</u>	<u>Actual as of June 30, 2021</u>	<u>Over/(Under) Budget</u>	<u>Collection/ Spending Rates</u>	<u>Prior Year Actual as of June 30, 2020</u>	<u>Current Year Over/(Under) Prior Year</u>	<u>Percent Difference</u>
Revenues							
Trash Charges	\$ 1,858,000	\$ 824,968	\$ (1,033,032)	44.40%	\$ 818,193	\$ 6,775	0.83%
Recycling Revenue	13,000	11,641	(1,359)	89.55%	10,016	1,625	16.22%
Polycart Revenue	18,000	13,560	(4,440)	75.33%	14,146	(586)	-4.14%
Intergovernmental Revenue	-	-	-	N/A	-	-	N/A
Investment Earnings	70,000	11,878	(58,122)	16.97%	23,036	(11,158)	-48.44%
Miscellaneous Revenue	-	263	263	N/A	16	247	1543.75%
Total Sanitation Revenues	<u>1,959,000</u>	<u>862,310</u>	<u>(1,096,690)</u>	44.02%	<u>865,407</u>	<u>(3,097)</u>	-0.36%
Expenditures							
Solid Waste Collection	1,493,540	675,641	(817,899)	45.24%	651,712	23,929	3.67%
Capital Outlay	520,000	-	(520,000)	0.00%	-	-	N/A
Total Sanitation Expenditures	<u>2,013,540</u>	<u>675,641</u>	<u>(1,337,899)</u>	33.55%	<u>651,712</u>	<u>23,929</u>	3.67%
Other Financing Sources / (Uses)	-	(5,578)	(5,578)	N/A	-	(5,578)	N/A
Revenues Over/(Under) Expenditures	<u><u>\$ (54,540)</u></u>	<u><u>\$ 181,091</u></u>	<u><u>\$ 235,631</u></u>	N/A	<u><u>\$ 213,695</u></u>	<u><u>\$ (32,604)</u></u>	-15.26%

Marketplace Sales Tax History Chart



Due to normal collection cycles, the tax revenues presented above represent amounts collected as of the prior month and not that of the period being reported.

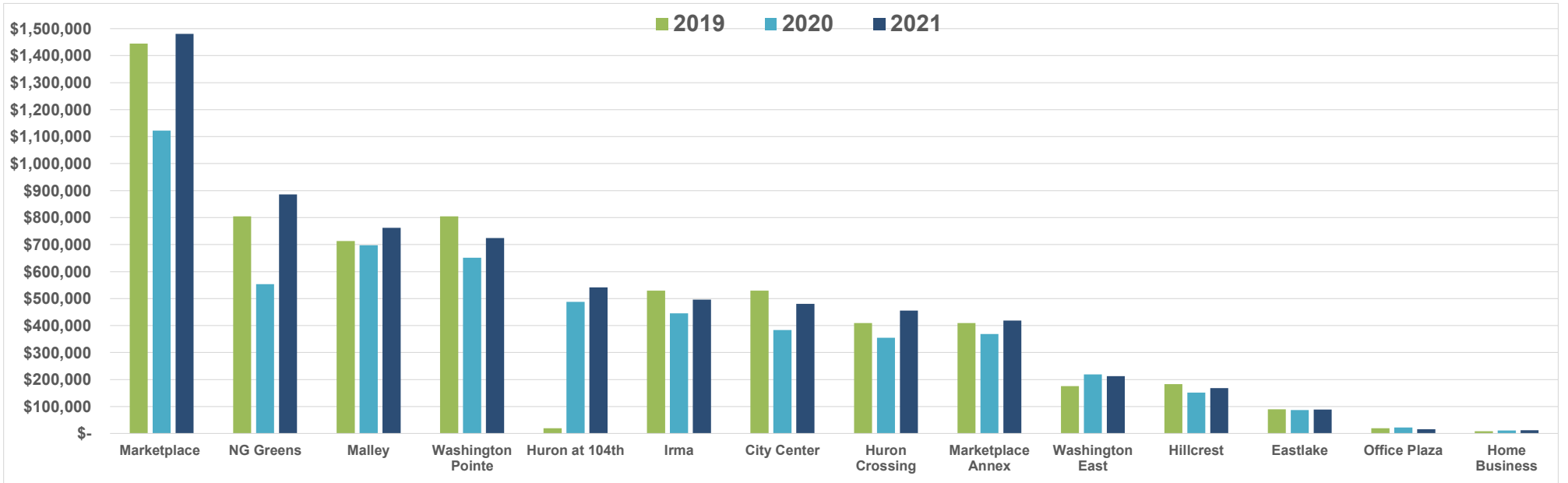
Northglenn Sales Tax History Chart



Due to normal collection cycles, the tax revenues presented above represent amounts collected as of the prior month and not that of the period being reported.

Tax Collected by Geographic Code

Ranking	Area	Year-to-Date			\$ Change	% Change	Sample of Area Businesses
		2019	2020	2021			
1	Marketplace	\$ 1,444,760	\$ 1,122,740	\$ 1,480,353	\$ 357,614	31.85%	Ross, Lowes, Cinzettis, Texas Roadhouse, Pet Smart
2	NG Greens	804,457	553,543	886,126	332,583	60.08%	Best Buy, Boot Barn, Applebees, AMF
3	Malley	713,485	697,865	761,973	64,108	9.19%	Green Solutions, Sherwin Williams, Vitamin Cottage, Mile High Thrift
4	Washington Pointe	804,457	651,103	724,076	72,973	11.21%	O'Reilly, Safeway, Petco, Burger King, IGADI
5	Huron at 104th	20,056	487,951	541,558	53,607	10.99%	Tamale Kitchen, Save-a-Lot, Arby's, AutoZone
6	Irma	529,183	445,568	496,238	50,670	11.37%	Physician Preferred, Advanced Collision, A Good Shop, The Glenn
7	City Center	529,183	383,463	480,379	96,916	25.27%	Boondocks, Ramada, Longhorn Steakhouse, Panera
8	Huron Crossing	409,757	354,459	455,952	101,494	28.63%	Peerless Tire, Cracker Barrel, bgood, Northglenn Autobody
9	Marketplace Annex	409,757	368,288	418,923	50,635	13.75%	McDonald's, Car Toys, Taco Bell
10	Washington East	175,486	219,258	212,507	(6,751)	-3.08%	Walgreens, Tires Plus, Sonic, Pizza Hut
11	Hillcrest	182,955	151,496	168,360	16,865	11.13%	Red Lobster, Santiago's, Fastsigns
12	Eastlake	89,925	87,500	88,628	1,128	1.29%	Circle K, Santiago's, Jiffy Lube
13	Office Plaza	20,056	22,338	16,413	(5,925)	-26.52%	Diamond Shamrock
14	Home Business	8,174	11,178	12,123	944	8.45%	
Total		\$ 6,141,689	\$ 5,556,749	\$ 6,743,611	\$ 1,186,862	21.36%	



Due to normal collection cycles, the tax revenues presented above represent amounts collected as of the prior month and not that of the period being reported.

June 2021

Cash Disbursements

<u>Date</u>	<u>Vendor</u>	<u>Check Number</u>	<u>Amount</u>	<u>Description</u>
General Fund				
6/4/2021	Absolute Graphics	164752	\$ 22.74	Apparel
6/4/2021	Absolute Graphics	164752	137.05	Apparel
6/4/2021	Absolute Graphics	164752	26.48	Apparel
6/4/2021	Adams County Finance Dept	164753	800.00	June Range
6/4/2021	Advance Stores Company Inc	164754	72.86	#2194-629733 - Parts for Unit #526-07
6/4/2021	Advance Stores Company Inc	164754	7.35	#2194-630135 - Shop Supply
6/4/2021	Advance Stores Company Inc	164754	60.98	#2194-629262 - Part for Unit #562-13
6/4/2021	Advance Stores Company Inc	164754	82.40	#2194-629262 - Part for Unit #562-13
6/4/2021	Advance Stores Company Inc	164754	9.88	#2194-628972 - Part for Unit #178-11
6/4/2021	Aqueous Solution Inc	164755	521.88	Kiwanis Baby Pool
6/4/2021	Aqueous Solution Inc	164755	499.65	Kiwanis Chemicals
6/4/2021	Aranda Aurea	164756	50.00	Partial Restitution C211743
6/4/2021	Autozone Inc	164757	148.39	#0830436696 - Part for Unit #312
6/4/2021	AV Tech Electronics Inc	164758	297.00	#0084300-IN - Repair on Unit #210-18
6/4/2021	Bandimere Speedway	164761	175.00	Advanced Motorschool rental - Shube & Campbell
6/4/2021	Bear Communications Inc	164762	470.00	Labor and parts for Det.Thibodeau's radio - bad accessory jack
6/4/2021	Bruckner Truck Sales	164766	353.79	#XA11900-4860-01 - Part for Stock #23025708
6/4/2021	CenturyLink QC	164767	174.27	Phones7208720203
6/4/2021	Cintas Corporation No 2	164768	73.43	Shop Supplies and Mats for M & O
6/4/2021	Cintas Corporation No 2	164768	25.84	Shop Supplies and Mats for M & O
6/4/2021	Clearesult Consulting Inc	164770	650.00	#000055933 - Program Visits
6/4/2021	Colorado Community Media	164772	22.24	LEGAL NOTICE
6/4/2021	Colorado Occupational Medicine Physicians	164773	175.00	Drug Screens
6/4/2021	Colorado Occupational Medicine Physicians	164773	315.00	Drug Screens
6/4/2021	Colorado Occupational Medicine Physicians	164773	205.00	Drug Screens
6/4/2021	Colorado Occupational Medicine Physicians	164773	35.00	Drug Screen
6/4/2021	Colorado Occupational Medicine Physicians	164773	146.00	Drug Screens
6/4/2021	Colorado Officials	164774	1,060.00	Monday Basketball League Refs May 17-June21 2021
6/4/2021	Colorado Officials	164774	1,060.00	Wednesday Basketball League Refs May 19-June16 2021
6/4/2021	Continental American Insurance Company	164775	1,099.54	Additional Insurance
6/4/2021	CPS Distributors Inc	164776	147.56	Solenoid and pliers
6/4/2021	CPS Distributors Inc	164776	7.69	Elbows and adapter
6/4/2021	CPS Distributors Inc	164776	177.80	slip fix and torch
6/4/2021	Cromley Juliet Lane-Spradley	164777	473.25	Belly Dance Instructor April 14 - May 26 2021
6/4/2021	Cruz Beatrix Cha Cha	164778	62.90	Zumba Instructor May 11 - 20 2021
6/4/2021	Dell Marketing LP	164779	2,806.20	Dell Optiplex 7080 i5 8MB RAM 256GB SSD DVD+/-RW SFF keybo
6/4/2021	Delta Dental Plan of Colo	164780	171.28	Cobra Dental
6/4/2021	Delta Dental Plan of Colo	164780	11,064.22	Ee Dental Insurance
6/4/2021	Denver Industrial Sales & Service Co	164781	720.16	Cold patch winter mix
6/4/2021	Envirotest Systems Corp	164783	200.00	#CO-0406 - 8 Emissions Testst for City Vehicles
6/4/2021	Genuine Parts Company	164790	61.24	#3394-509649 - Shop Supply
6/4/2021	Genuine Parts Company	164790	16.22	#3394-509650 - Part for Unit #761-16
6/4/2021	Highlands Ranch Law Enforce Training Foundation	164793	2,400.00	June Refresher Academy Class 2021-2 for Deputy Chief R. Darlin.
6/4/2021	Inland Truck Parts Company	164795	163.22	#IN-0877311 - Part for Unit #164-14
6/4/2021	Kaiser Permanente	164796	349.51	Retiree Health Insurance
6/4/2021	Kaiser Permanente	164796	2,726.09	COBRA Health Insurance
6/4/2021	Kaiser Permanente	164796	207,921.84	Ee Health Insurance
6/4/2021	Mac Equipment Inc	164800	347.42	#345726 - Part for Unit #597-10
6/4/2021	Martinez Blanca Alvidrez	164801	50.00	Partial Restitution T345715
6/4/2021	O'Reilly Automotive Stores Inc	164802	78.30	#2816-467967 - Part for Unit #231-13
6/4/2021	Potestio Brothers Equipment Co	164805	151.42	#16287P - Part for Unit #593
6/4/2021	Pros Plus LLC	164807	126.00	Softball Umpires May 18 2021
6/4/2021	Purcell Tire & Rubber Company	164809	998.40	#30703398 - Tires for Stock #1081
6/4/2021	Purcell Tire & Rubber Company	164809	1,051.00	#30703190 - Tires for Unit #543-15
6/4/2021	Quality-Water Biosystems Inc	164810	630.00	March and April management
6/4/2021	Reanier Shalera	164811	50.00	Partial Restitution C217635
6/4/2021	RSM US LLP	164814	14,100.00	FY20 Financial Audit
6/4/2021	SBRK Finance Holdings Inc	164815	5,187.50	Software upgrade per PSA - T&M Standard Professional Services
6/4/2021	SBRK Finance Holdings Inc	164815	1,196.00	Software upgrade per PSA - T&M Services for custom code developm
6/4/2021	Sedziol Julie	164817	50.00	Partial Restitution T344534
6/4/2021	SFA LLC	164818	2,775.00	Pride Night event set up with equipment
6/4/2021	Smith Dave	164819	400.00	Retiree Stipend
6/4/2021	Stevenson Chilise	164820	50.00	Partial Restitution C217638
6/4/2021	Stewart & Stevenson LLC	164821	751.40	#333191 - Repair On Unit #148-06
6/4/2021	Sturgeon Electric Company Inc	164822	28,007.65	CIRSA will only pay for Option1 (see quote)Traffic Signal Pole r
6/4/2021	Sturgeon Electric Company Inc	164822	6,121.17	Period to 04/27/2021
6/4/2021	The Lincoln National Life Ins Co	164824	6,108.40	Life and LTD Insurance
6/4/2021	The Lincoln National Life Ins Co	164824	2,364.81	Additional Life Insurance
6/4/2021	United Site Services	164825	559.00	EB Restrooms
6/4/2021	Verizon Connect NWF Inc	164826	110.14	Apr GPS code vehicles

June 2021

Cash Disbursements

<u>Date</u>	<u>Vendor</u>	<u>Check Number</u>	<u>Amount</u>	<u>Description</u>
6/4/2021	Verizon Connect NWF Inc	164826	13.00	Apr GPS theater trailer
6/4/2021	Verizon Connect NWF Inc	164826	16.19	Apr GPS street sweeper
6/4/2021	Verizon Connect NWF Inc	164826	9.57	GPS part for sweeper
6/4/2021	Xcel Energy	164829	367.47	Gas/Electric Usage
6/4/2021	Yakel Kim	164830	20.00	Refund from A Cappella Concert Series Tickets
6/11/2021	Brooks Victor	164831	4,080.00	Post Employment Benefits
6/11/2021	CenturyLink QC	164832	46.06	Phones
6/11/2021	Family Support Registry	164834	838.62	Employee Withholding
6/11/2021	Family Support Registry	164834	238.00	Employee Withholding
6/11/2021	Hill Enterprises Inc	164835	15,493.86	#594221 - Diesel Fuel Delivered to M&O Fueling Facility 6-3-21
6/11/2021	Johnson Marc LLC	164837	438.03	2020CO39873
6/11/2021	Myers Nate	164838	400.00	Retiree Reimbursement
6/11/2021	Xcel Energy	164840	183.40	Gas/Electric Usage
6/11/2021	Xcel Energy	164840	130.84	Gas/Electric Usage
6/11/2021	Xcel Energy	164840	99.33	Gas/Electric Usage
6/11/2021	Xcel Energy	164840	40,379.24	Gas/Electric Usage
6/11/2021	Xcel Energy	164840	14.77	Gas/Electric Usage
6/11/2021	Xcel Energy	164840	64.61	Gas/Electric Usage
6/11/2021	Xcel Energy	164840	2,966.37	Gas/Electric Usage
6/18/2021	3M Company	164841	1,795.50	1170C clear film 36x50
6/18/2021	A & A Languages LLC	164842	215.00	Interpreters-Spanish & French 5/18/21& 5/20/21
6/18/2021	Abeyta Deano	164843	600.00	Music for July fourth car show 2021
6/18/2021	Absolute Graphics	164844	188.63	HR apparel/uniform
6/18/2021	Absolute Graphics	164844	303.91	Code jackets and hats
6/18/2021	Absolute Graphics	164844	162.48	Staff apparel/uniform
6/18/2021	Absolute Graphics	164844	1,413.10	Staff uniforms
6/18/2021	Absolute Graphics	164844	58.74	Hats
6/18/2021	Absolute Graphics	164844	1,200.96	Staff apparel/uniform
6/18/2021	Absolute Graphics	164844	47.53	Front desk apparel/uniform
6/18/2021	Absolute Graphics	164844	623.50	Staff caps
6/18/2021	Absolute Graphics	164844	306.37	Hanson Lawson apparel/uniform
6/18/2021	Absolute Graphics	164844	464.79	Childrens programs apparel/uniform
6/18/2021	Absolute Graphics	164844	52.48	Sports apparel/uniform
6/18/2021	Absolute Graphics	164844	96.93	Senior apparel/uniform
6/18/2021	Absolute Graphics	164844	188.93	Theatre apparel/uniform
6/18/2021	Absolute Graphics	164844	35.90	Apparel
6/18/2021	Adams County Finance Dept	164845	4,819.23	Terminal Guard for May 2021.
6/18/2021	Advance Stores Company Inc	164846	336.24	#2194-629999 - Parts for Unit #750
6/18/2021	Advance Stores Company Inc	164846	415.32	#2194-630730 - Parts for Stock #1791 & #22094967
6/18/2021	Ahmed Altaf	164847	50.00	Partial Restitution T345258
6/18/2021	Aqueous Solution Inc	164849	170.25	Kiwanis Pool Chemicals
6/18/2021	Aqueous Solution Inc	164849	139.24	NRC Pool Chemicals
6/18/2021	Arms Michael Sheridan	164850	300.00	Pirate-themed entertainment meet and greet photos promotions
6/18/2021	Athena Energy Services Holdings LLC	164851	2,392.55	Natural Gas Deliveries
6/18/2021	Athena Energy Services Holdings LLC	164851	659.22	Natural Gas Deliveries
6/18/2021	Autozone Inc	164852	35.98	#0830452666 - Shop Supplies
6/18/2021	Autozone Inc	164852	94.97	#0830450852 - Part for Unit #115
6/18/2021	Berry Dunn McNeil & Parker LLC	164855	17,110.00	Contract #2020-107-Services rendered through May 2021.
6/18/2021	Biggins James	164857	507.92	Post Employment Benefits
6/18/2021	Bobcat of the Rockies	164858	50.34	belt drive Unit 523
6/18/2021	Bobcat of the Rockies	164858	303.54	Idler Unit 523
6/18/2021	Branded Image Apparel	164859	196.00	T-Ball Shirts Summer 2021
6/18/2021	Brannan Sand & Gravel Company LLC	164860	178.65	Asphalt
6/18/2021	Brink's Incorporated	164861	104.40	Courier Services
6/18/2021	Brink's Incorporated	164861	104.40	Courier Services
6/18/2021	Bruckner Truck Sales	164862	197.97	#XA119005162:01 - Part for Stock #755
6/18/2021	CenturyLink QC	164865	451.62	Phones
6/18/2021	CenturyLink QC	164865	39.64	Phones
6/18/2021	CenturyLink QC	164865	0.53	Phones
6/18/2021	Cintas Corporation No 2	164866	85.85	#4085967729 - Mat Rental for M&O Bldg & Sign Shop
6/18/2021	Cintas Corporation No 2	164866	73.43	#4085368013 - Mat Rental for M&O Bldg. & Sign Shop
6/18/2021	Cintas Corporation No 2	164866	30.61	#4085967729 - Shop Towel & Soap Rental For Fleet Shop
6/18/2021	Cintas Corporation No 2	164866	25.84	#4085368013 - Shop Towel & Soap Rental For Fleet Shop
6/18/2021	Coleman Jasmine Olivia	164867	450.00	DJ services for silent disco as part of PRIDE night performances
6/18/2021	Colorado Association of Chiefs of Police	164869	975.00	Membership renewal 07.01.2021-06.30.2022.
6/18/2021	Colorado Community Media	164870	15.20	LEGAL NOTICES 707651
6/18/2021	Colorado Occupational Medicine Physicians	164871	140.00	Drug Screens
6/18/2021	Colorado Occupational Medicine Physicians	164871	630.00	Drug Screens
6/18/2021	Colorado Occupational Medicine Physicians	164871	35.00	Drug Screen
6/18/2021	Colorado Officials	164872	795.00	Men's Basketball Refs Monday's June 28-July 19 2021
6/18/2021	Colorado Officials	164872	795.00	Men's Basketball Refs Wednesday's June 23-July 14 2021
6/18/2021	Colorado Outdoor Inc	164873	450.00	Programming fee for digital sign

June 2021

Cash Disbursements

<u>Date</u>	<u>Vendor</u>	<u>Check Number</u>	<u>Amount</u>	<u>Description</u>
6/18/2021	Complete Auto Glass Inc	164874	165.00	#85147 - Windshield Replacement On Unit #115
6/18/2021	Corbae Maria	164875	22.50	Zumba Sub Instructor April 9 2021
6/18/2021	CPS Distributors Inc	164876	98.57	Irrigation materials
6/18/2021	CPS Distributors Inc	164876	19.70	Irrigation materials
6/18/2021	CPS Distributors Inc	164876	71.58	Head and bubbler
6/18/2021	CPS Distributors Inc	164876	29.32	solenoid
6/18/2021	CPS Distributors Inc	164876	13.42	Irrigation materials
6/18/2021	CPS Distributors Inc	164876	90.41	ball valve
6/18/2021	CPS Distributors Inc	164876	35.51	adapter and screen
6/18/2021	CPS Distributors Inc	164876	29.26	Irrigation materials
6/18/2021	CPS Distributors Inc	164876	41.03	diaphragm
6/18/2021	Cruz Beatrix Cha Cha	164877	74.80	Zumba Instructor May 25 - June 3 2021
6/18/2021	Denver Industrial Sales & Service Co	164880	720.16	Cold mix
6/18/2021	Denver Industrial Sales & Service Co	164880	720.16	Cold patch winter mix
6/18/2021	Envirotest Systems Corp	164882	50.00	#CO-0507 - May Emissions Test
6/18/2021	Faris Machinery	164883	300.30	#C59520 - Parts for Unit #133-17
6/18/2021	Faris Machinery	164883	2,576.13	#C58788 - Parts for Unit #133-17
6/18/2021	Faris Machinery	164883	286.32	#C59565 - Parts for Stock #AP00860 & #ES00707
6/18/2021	Faris Machinery	164883	127.12	#C59871 - Parts for Unit #166-15
6/18/2021	Faris Machinery	164883	54.57	#C59592 - Part for Stock #00707
6/18/2021	Faris Machinery	164883	154.90	#C59317 - Part for Unit #133-17
6/18/2021	Faris Machinery	164883	2,357.48	#C59567 - Parts for Unit #133-17
6/18/2021	Fields Todd Layne	164884	135.00	Technical consultation - May
6/18/2021	First Light Video Productions Inc	164885	835.00	Farmers Highline Canal cleanup video plus edits
6/18/2021	Gatlin Geoffrey	164886	50.00	Partial Restitution C213111
6/18/2021	Heaton Corporation	164890	862.00	June janitorial services M&O W/WWTP
6/18/2021	Hoffmann Parker Wilson & Carberry PC	164891	17,486.40	Attorney fee for month ending May split with water fund
6/18/2021	Hosbach Janis	164892	560.06	Restitution T346168
6/18/2021	Integral Recoveries Inc	164894	2,695.75	Collections payment for May 2021
6/18/2021	Jaszai Inc	164897	1,500.00	40 Pole banner signs - Northglenn Lifestyle
6/18/2021	Kaeser & Blair Inc	164898	421.25	Vision Mission Value Items
6/18/2021	Kaeser & Blair Inc	164898	384.81	Vision Mission Value Items
6/18/2021	Kaeser & Blair Inc	164898	337.39	Vision Mission Value Items
6/18/2021	Kaeser & Blair Inc	164898	2,051.31	Vision Mission Value Items
6/18/2021	Kone Inc	164899	475.40	#959879569 - Elevator Maintenance for City Hall & Rec Center
6/18/2021	Kurn Jeremy	164900	625.00	Missoula Children's Theatre May 2021
6/18/2021	L L Johnson Distributing Company	164901	15.51	#1856057-00 - Part for Unit #512-12
6/18/2021	Law Office of Kevin C Flesch LLC	164902	835.00	Court Appt Atty for May 2021
6/18/2021	Manheim Jedidiah	164903	50.00	Partial Restitution C215798
6/18/2021	Northglenn Community Foundation	164904	650.00	Replacement Memorial Bench
6/18/2021	Northglenn High School	164905	350.00	Restitution--Chavez Joseph C216371
6/18/2021	O'meara Ford Center Inc	164906	55.64	#228162 - Part for Unit #231-13
6/18/2021	O'Reilly Automotive Stores Inc	164909	135.79	#2816-468981 - Parts for Unit #227-15
6/18/2021	Orozco Landscaping & Concrete LLC	164910	1,130.00	abatement of 10456 Grant St
6/18/2021	Orozco Landscaping & Concrete LLC	164910	1,830.00	abatement of 10456 Grant St
6/18/2021	Pioneer Sand Co Inc	164911	116.85	Compost
6/18/2021	Pioneer Sand Co Inc	164911	38.95	Compost for justice center
6/18/2021	Potestio Brothers Equipment Co	164912	13.06	#16689P - Part for Unit #592
6/18/2021	Pros Plus LLC	164913	220.50	Softball Umpires May 24 2021
6/18/2021	Public Sector Search & Consulting Inc	164915	7,550.00	Executive Search Services/Deputy Chief Position.
6/18/2021	Purcell Tire & Rubber Company	164916	223.00	#30703717 - Tires for Stock #1030
6/18/2021	Purcell Tire & Rubber Company	164916	418.19	#39703989 - Tires for Stock #1017
6/18/2021	Purcell Tire & Rubber Company	164916	499.20	#30703955 - Tires for Stock #1081
6/18/2021	Quality-Water Biosystems Inc	164917	550.00	May water quality
6/18/2021	RingCentral Inc	164919	4,037.81	June hosted telephone & voicemail services
6/18/2021	S & B Confluence-Co LLC	164920	4,115.69	Contracted custodial services for June 2021.
6/18/2021	Safe Built Colorado Inc	164921	24,797.49	inspection and permit services rendered - June 2021
6/18/2021	Safe Built Colorado Inc	164921	20,809.01	inspection and permit services rendered for January 2021
6/18/2021	SBRK Finance Holdings Inc	164922	2,262.75	Software upgrade per PSA - T&M Services for custom code developm
6/18/2021	SFA LLC	164923	7,785.00	Staging services for several events on July 4 lunch dinner event
6/18/2021	Shred-it USA Inc	164924	75.00	SHRED SERVICES
6/18/2021	Signature Offset LLC	164925	1,633.31	8 pg tabloid digital images delivery mail prep
6/18/2021	TeamLINX LLP	164927	1,386.54	Replace broken door lock at Justice Center
6/18/2021	Traffic Signal Controls Inc	164928	1,056.64	Claim#2100014 supplies for ped accident
6/18/2021	United Site Services	164930	257.04	Danahy restroom
6/18/2021	United States Postal Service	164931	13,041.60	Postage for NG Connection
6/18/2021	US Bank NA	164932	14,743.82	#8693641742122 - Fuel Purchased By City Vehicles Through 5-23-21
6/18/2021	Vector Disease Control International LLC	164933	2,849.48	May service
6/18/2021	Vector Disease Control International LLC	164933	2,849.48	April service
6/18/2021	Weinrauch Paul D	164936	600.00	Photos of 2021 cleanup employees at park public works week PD
6/18/2021	Whitcomb Connor	164937	1,550.00	PRIDE night Drag Show event
6/25/2021	Aristotle International Inc	164939	684.69	Custom Data information technology

June 2021

Cash Disbursements

<u>Date</u>	<u>Vendor</u>	<u>Check Number</u>	<u>Amount</u>	<u>Description</u>
6/25/2021	Bailhache Amanda Lee	164940	4,777.00	Judge Bailhache Salary for June 2021
6/25/2021	Bowditch & Cassell Public Affairs	164941	3,000.00	Legislative Lobbying Services
6/25/2021	Campbell Deborah	164942	1,043.54	Retiree Stipend
6/25/2021	Cordova Terry	164945	400.00	Retiree Stipend
6/25/2021	Family Support Registry	164947	838.62	Employee Withholding
6/25/2021	Family Support Registry	164947	238.00	Employee Withholding
6/25/2021	Fastenal Company	164948	31.46	Washers and screws
6/25/2021	First Southern Baptist Church of Northglenn	164950	2,400.00	PC6013867
6/25/2021	History Matters LLC	164953	23,611.68	Deza Estate Historic Resources Survey - CLG Grant
6/25/2021	History Matters LLC	164953	2,979.32	Deza Estate Historic Resources Survey - CLG Grant; final invoice
6/25/2021	Johnson Marc LLC	164954	287.22	2020C039873
6/25/2021	NPD Benevolence Fund	164956	190.00	PD Flower Fund
6/25/2021	Pros Plus LLC	164957	252.00	Softball Umpires for Adult Softball
6/25/2021	RSM US LLP	164958	141.00	FY20 Financial Audit
6/25/2021	RSM US LLP	164958	4,000.00	FY20 Single Audit
6/25/2021	Sedziol Julie	164959	50.00	Partial Restitution T344534
6/25/2021	The Denver Post Corporation	164960	270.40	Liquor License Posting
6/25/2021	Traffic Signal Controls Inc	164961	572.76	Traffic Supplies
6/25/2021	Xcel Energy	164964	197.61	Gas\Electrical Usage
6/25/2021	Xcel Energy	164964	1,329.72	Gas\Electrical Usage
6/25/2021	Xcel Energy	164964	3,596.29	Electrical Usage
6/25/2021	Xcel Energy	164964	12,229.59	Gas\Electrical Usage
6/25/2021	Xcel Energy	164964	5,169.39	Gas\Electrical Usage
6/25/2021	Xcel Energy	164964	177.98	Gas\Electrical Usage

Capital Projects Fund

6/4/2021	DHM Design Corporation	164782	11,033.38	City - JCW park design
6/4/2021	DHM Design Corporation	164782	27,861.01	ADCO - JCW park design
6/4/2021	FCI Constructors Inc	164787	2,633,325.49	Construction services through 4/30/21
6/4/2021	Felsburg Holt & Ullevig Inc	164788	18,110.05	Professional Services from 04/01/2021 thru 04/30/2021
6/4/2021	Felsburg Holt & Ullevig Inc	164788	72,440.21	Professional Services from 04/01/2021 thru 04/30/2021
6/4/2021	Sturgeon Electric Company Inc	164822	15,380.75	Public Works is paying the difference for Option 2-2 Single Mast
6/4/2021	Xcel Energy	164829	752.97	Gas/Electric Usage
6/18/2021	Barker Rinker Seacat Architecture	164854	44,189.78	Professional Servies through April 30 2021
6/18/2021	CTL Thompson Inc	164878	1,857.50	Professional services through 5/14/21
6/18/2021	Cumming Management Group Inc	164879	18,825.00	Professional services through April 30 2021
6/18/2021	Cumming Management Group Inc	164879	10,148.50	Professional services through April 30 2021
6/18/2021	Group14 Engineering PBC	164888	2,006.80	May 2021 Building Enclosure & Commissioning Services
6/18/2021	Safe Built Colorado Inc	164921	500.00	Memorial Park
6/18/2021	Stanley Consultants	164926	1,365.00	Services from 04/18/21 - 05/22/21
6/25/2021	Felsburg Holt & Ullevig Inc	164949	8,909.80	Services from 05/01/21 to 05/31/21
6/25/2021	Felsburg Holt & Ullevig Inc	164949	35,639.20	Services from 05/01/21 to 05/31/21
6/25/2021	Gades Sales Co Inc	164951	1,650.00	Aluminum Pole
6/25/2021	Gades Sales Co Inc	164951	13,380.00	RU2 - 350 Solar Radar Sign
6/25/2021	Videotronix Inc	164962	29,250.00	May 2021 Design Build Surveillance
6/25/2021	Videotronix Inc	164962	11,370.50	May 2021 Security and Access Control
6/25/2021	Videotronix Inc	164962	18,398.52	April 2021 Design Build Surveillance
6/25/2021	Videotronix Inc	164962	48,772.47	April 2021 Security and Acess Control
6/25/2021	Xcel Energy	164964	399.73	Gas\Electrical Usage

Water Fund

6/4/2021	Absolute Graphics	164752	20.00	Screen Printed Apparel
6/4/2021	Absolute Graphics	164752	89.47	Screen Printed Apparel (WTP)
6/4/2021	Absolute Graphics	164752	200.00	Embroidered Hats (WTP)
6/4/2021	Absolute Graphics	164752	116.00	Screen Printed Apparel (LAB)
6/4/2021	Absolute Graphics	164752	168.00	Screen Printed Apparel (E&M)
6/4/2021	Absolute Graphics	164752	175.63	Apparel
6/4/2021	Badger Meter Inc	164759	18,507.78	#1435214 - Residential Water Readers
6/4/2021	Badger Meter Inc	164759	1,711.74	#1435214 - Residential Water Readers
6/4/2021	BALKIN CRAIG	164760	50.73	Refund Check 014249-000 1480 PHILLIPS DR
6/4/2021	Brannan Sand & Gravel Company LLC	164764	670.48	Asphalt for WTP
6/4/2021	Brannan Sand & Gravel Company LLC	164764	94.00	Asphalt for WTP
6/4/2021	Browns Hill Engineering & Controls Inc	164765	586.00	Camera NVR Replacement (LABOR)
6/4/2021	Browns Hill Engineering & Controls Inc	164765	779.00	Camera NVR Replacement (MATERIALS)
6/4/2021	Browns Hill Engineering & Controls Inc	164765	16,128.00	LIMS/WIMS Remote Network
6/4/2021	City of Northglenn	164769	775.00	May Water Rebates.
6/4/2021	Colorado Occupational Medicine Physicians	164773	29.00	Drug Screen
6/4/2021	Continental American Insurance Company	164775	306.33	Additional Insurance
6/4/2021	Dell Marketing LP	164779	6,547.80	Dell Optiplex 7080 i5 8MB RAM 256GB SSD DVD+/-RW SFF keybo

June 2021

Cash Disbursements

<u>Date</u>	<u>Vendor</u>	<u>Check Number</u>	<u>Amount</u>	<u>Description</u>
6/4/2021	Delta Dental Plan of Colo	164780	2,083.60	Ee Dental Insurance
6/4/2021	Denver Industrial Sales & Service Co	164781	97.50	Tack oil for WTP
6/4/2021	Eurofins Eaton Analytical Inc	164784	750.00	DBP Analysis
6/4/2021	Farmers Reservoir & Irrigation	164786	(102.48)	#2023875-CM-SLOC April 2021 Statement - Arvada 6% Monthly Credit
6/4/2021	Farmers Reservoir & Irrigation	164786	7,611.62	#2923814-IN - SLOC May 2021 Statement - April 2021 Bill
6/4/2021	General Air Service & Supply Co	164789	11.42	WWTP Lab Cylinder Rentals
6/4/2021	Harrington Ind Plastics	164792	20.94	Clarifier Repairs - Adapter
6/4/2021	Harrington Ind Plastics	164792	212.66	Clarifier Repairs - Ball Valve
6/4/2021	Harrington Ind Plastics	164792	1,550.53	Pump & Motor
6/4/2021	Idexx Distribution Inc	164794	246.80	Lab Supplies - WQC Coliform/E Coli
6/4/2021	Idexx Distribution Inc	164794	1,113.66	GAMMA IRRAD & SIMPLATE
6/4/2021	Kaiser Permanente	164796	38,592.36	Ee Health Insurance
6/4/2021	Kaiser Permanente	164796	349.52	Retiree Health Insurance
6/4/2021	LBA Associates Inc	164797	4,200.00	waste optimization services
6/4/2021	Leonard Rice Consulting Water Engineers Inc	164798	3,354.25	Professional Services through 04/25/2021
6/4/2021	LUXFORD RICHARD OR ANTOINETTE	164799	193.50	Refund Check 024186-000 10864 VERNA LN
6/4/2021	Output Services Inc	164803	889.25	UB Annual Printing 2021
6/4/2021	Pioneer Sand Co Inc	164804	1,195.98	Water treatment mulch
6/4/2021	Pioneer Sand Co Inc	164804	1,304.70	Water treatment mulch
6/4/2021	Pioneer Sand Co Inc	164804	434.90	Water treatment mulch
6/4/2021	Prairie Dog Pros LLC	164806	425.00	#1432 - Monthly Prairie Dog Maintenance Service
6/4/2021	RSM US LLP	164814	14,100.00	FY20 Financial Audit
6/4/2021	SCHULTZ TRICIA	164816	47.39	Refund Check 007222-000 11099 CLAUDE CT
6/4/2021	The Lincoln National Life Ins Co	164824	1,370.94	Life and LTD Insurance
6/4/2021	The Lincoln National Life Ins Co	164824	400.96	Addl Life Insurance
6/4/2021	Verizon Connect NWF Inc	164826	32.38	Apr GPS utility vehicles
6/4/2021	VWR Funding Inc	164827	98.53	Lab Supplies - Pipette
6/11/2021	CenturyLink QC	164832	44.47	Phones
6/11/2021	CenturyLink QC	164832	134.28	Phones
6/11/2021	Colorado Dept of Revenue	164833	22.50	Employee Withholding
6/11/2021	Output Services Inc	164839	4,500.00	UB Annual Postage 2021
6/18/2021	Absolute Graphics	164844	58.82	Apparel for DK
6/18/2021	Absolute Graphics	164844	24.78	Apparel
6/18/2021	Absolute Graphics	164844	40.68	Apparel
6/18/2021	Absolute Graphics	164844	92.37	Apparel
6/18/2021	Absolute Graphics	164844	13.46	Apparel
6/18/2021	Airgas Inc	164848	8.59	Rent Cyl Ind Large Oxygen
6/18/2021	Badger Meter Inc	164853	80,731.76	#1437637 - Residential Water Meters For Karl's Farm
6/18/2021	Badger Meter Inc	164853	53,497.48	#1436379 - Residential Water Readers
6/18/2021	BURGER DAVID OR REBEKAH	164864	179.98	Refund Check 015042-000 2062 TRUDA DR
6/18/2021	CenturyLink QC	164865	803.07	Phones
6/18/2021	CenturyLink QC	164865	32.64	Phones
6/18/2021	Colorado Occupational Medicine Physicians	164871	35.00	Drug Screen
6/18/2021	Element Water Consulting Inc	164881	412.50	#NOR25 - Water Resources Services Through May 25 2021
6/18/2021	Element Water Consulting Inc	164881	16,152.50	#NOR26 - Water Rights Services Through May 25 2021
6/18/2021	Graybar Electric Company Inc.	164887	297.66	Welding Project
6/18/2021	Graybar Electric Company Inc.	164887	2.44	Welding Project
6/18/2021	Hazen and Sawyer D.P.C.	164889	4,840.00	Services from 05/01/21 to 05/31/21
6/18/2021	Heaton Corporation	164890	862.00	June janitorial services M&O W/WWTP
6/18/2021	Hoffmann Parker Wilson & Carberry PC	164891	397.75	Attorney fee for month ending May split with general fund
6/18/2021	Insight Public Sector Inc	164893	3,185.25	GroupWise to Exchange Migration services as outlined in the Stat
6/18/2021	J Pyott & Associates Inc	164895	12,264.00	CG 7-10 Drag A Box Material Spreader
6/18/2021	OPENDOOR LABS INC	164907	99.56	Refund Check 028519-000 10775 COOK CT
6/18/2021	OPENDOOR PROPERTY TRUST 1	164908	11.64	Refund Check 028710-000 325 W 116TH AVE
6/18/2021	Raatz William Adam	164918	7,587.75	Services from 05/01/21 to 05/31/2021
6/18/2021	RingCentral Inc	164919	1,345.94	June hosted telephone & voicemail services
6/18/2021	UNCC	164929	512.16	#221051027 - RTL Transmissions Through 5/31/21
6/18/2021	VWR Funding Inc	164935	48.15	Lab supplies - Buffer
6/18/2021	VWR Funding Inc	164935	133.40	Lab supplies - Stnds
6/18/2021	VWR Funding Inc	164935	105.76	Lab supplies - Ammonium Stds.
6/18/2021	VWR Funding Inc	164935	405.12	Lab supplies - various
6/25/2021	CenturyLink QC	164943	277.48	Phones 3034522257
6/25/2021	Colorado Dept of Revenue	164944	22.51	Employee Withholding
6/25/2021	CTF Construction LLC	164946	2,000.00	Construction Water Meter Deposit Refund
6/25/2021	General Air Service & Supply Co	164952	11.80	Smal Cynlinder Rental for Lab/ May 2021
6/25/2021	General Air Service & Supply Co	164952	76.90	1 cynlinder Nitrogen Ind.(G) Size #5 82CF Ship Date 06/01/2021
6/25/2021	RSM US LLP	164958	141.00	FY20 Financial Audit
6/25/2021	Xcel Energy	164964	15,443.35	Gas\Electrical Usage
6/25/2021	Xcel Energy	164964	139.24	Gas\Electrical Usage

Wastewater Fund

June 2021

Cash Disbursements

<u>Date</u>	<u>Vendor</u>	<u>Check Number</u>	<u>Amount</u>	<u>Description</u>
6/4/2021	Absolute Graphics	164752	314.00	Screen Printed Apparel (WWTP)
6/4/2021	Absolute Graphics	164752	454.00	Embroidered Hats (WWTP)
6/4/2021	BALKIN CRAIG	164760	36.85	Refund Check 014249-000 1480 PHILLIPS DR
6/4/2021	Browns Hill Engineering & Controls Inc	164765	779.00	Camera NVR Replacement (MATERIALS)
6/4/2021	Browns Hill Engineering & Controls Inc	164765	586.00	Camera NVR Replacement (LABOR)
6/4/2021	Browns Hill Engineering & Controls Inc	164765	2,130.00	vSaaS Equipment Maintenance & Cloud Storage (June)
6/4/2021	Colorado Analytical Lab	164771	28.00	BOD-5
6/4/2021	Colorado Analytical Lab	164771	170.40	Metals Sulfate Sulfide Cyanide BOD5
6/4/2021	Colorado Occupational Medicine Physicians	164773	29.00	Drug Screen
6/4/2021	Continental American Insurance Company	164775	89.81	Additional Insurance
6/4/2021	Delta Dental Plan of Colo	164780	1,058.80	Ee Dental Insurance
6/4/2021	Evoqua Water Technologies LLC	164785	17,171.48	DLVD 4/29/21 Bioxide+71 3799 gals @ \$4.52 per gal.
6/4/2021	Harcros Chemicals Co	164791	1,944.00	DLVD 5/11/21 Ferric Chloride 7200 lbs. @ \$.27 per lbs.
6/4/2021	Kaiser Permanente	164796	19,645.70	Ee Health Insurance
6/4/2021	Romero Anthony	164813	100.00	Reimbursement
6/4/2021	The Lincoln National Life Ins Co	164824	649.99	Life and LTD Insurance
6/4/2021	The Lincoln National Life Ins Co	164824	145.51	Addl Life Insurance
6/4/2021	Xcel Energy	164829	79.95	Gas/Electric Usage
6/4/2021	Xcel Energy	164829	740.20	Gas/Electric Usage
6/11/2021	Colorado Dept of Revenue	164833	22.50	Employee Withholding
6/11/2021	J.R. Filanc Construction Company Inc	164836	25,554.05	CMAR - Lift Station A Replacement.
6/11/2021	J.R. Filanc Construction Company Inc	164836	443,741.95	Lift Station A Construction.
6/18/2021	BT Construction	164863	2,147,660.31	Services from 05/01/21 to 05/31/21
6/18/2021	Colorado Analytical Lab	164868	28.00	BOD-5 Analysis
6/18/2021	Colorado Analytical Lab	164868	1,251.60	#210505102 - IPD Sampling (Q2)
6/18/2021	Colorado Analytical Lab	164868	1,291.60	#210472033 - IP Sampling (Q2)
6/18/2021	J.R. Filanc Construction Company Inc	164896	339,866.32	Lift Station A Construction.Period from 05/01/21 - 05/31/21
6/18/2021	OPENDOOR LABS INC	164907	2.35	Refund Check 028519-000 10775 COOK CT
6/18/2021	Providence Infrastructure Consultants Inc	164914	1,962.24	Services through 05/28/21 Oxygen Injection
6/18/2021	Providence Infrastructure Consultants Inc	164914	33,196.61	Professional Services through 05/28/2021
6/18/2021	Safe Built Colorado Inc	164921	35,332.32	lift station
6/25/2021	Colorado Dept of Revenue	164944	22.49	Employee Withholding
6/25/2021	Mountain View Water Users	164955	76.00	Potable Water Usage 17 000 for June
6/25/2021	Win-911 Software	164963	880.00	Customer Care Subscription for a WIN-911/Advanced Lic. for WWTP
6/25/2021	Xcel Energy	164964	6,983.26	Gas\Electrical Usage

Stormwater Fund

6/4/2021	Delta Dental Plan of Colo	164780	151.19	Ee Dental Insurance
6/4/2021	Kaiser Permanente	164796	460.15	Ee Health Insurance
6/4/2021	The Lincoln National Life Ins Co	164824	42.50	Life and LTD Insurance
6/18/2021	OPENDOOR LABS INC	164907	0.20	Refund Check 028519-000 10775 COOK CT

Sanitation Fund

6/4/2021	BALKIN CRAIG	164760	13.20	Refund Check 014249-000 1480 PHILLIPS DR
6/4/2021	BFI Waste Systems of North America	164763	10,686.78	May 1-15 landfill services
6/4/2021	Colorado Occupational Medicine Physicians	164773	211.00	Drug Screen/DOT Exam
6/4/2021	Continental American Insurance Company	164775	75.14	Additional Insurance
6/4/2021	Delta Dental Plan of Colo	164780	756.29	Ee Dental Insurance
6/4/2021	Kaiser Permanente	164796	14,032.64	Ee Health Insurance
6/4/2021	LBA Associates Inc	164797	6,172.50	waste optimization services rendered April 2021
6/4/2021	Rhinehart Oil Co Inc	164812	656.73	Diesel exhaust fluid
6/4/2021	RSM US LLP	164814	1,800.00	FY20 Financial Audit
6/4/2021	The Lincoln National Life Ins Co	164824	341.47	Life and LTD Insurance
6/4/2021	The Lincoln National Life Ins Co	164824	294.77	Addl Life Insurance
6/4/2021	Verizon Connect NWF Inc	164826	145.71	Apr GPS trash trucks
6/4/2021	WM Recycle America LLC	164828	5,221.71	April Single Stream Recycling Services
6/18/2021	BFI Waste Systems of North America	164856	13,537.44	May 16-31 landfill services
6/18/2021	OPENDOOR LABS INC	164907	1.60	Refund Check 028519-000 10775 COOK CT
6/18/2021	Vermeer Sales & Service of Colorado Inc	164934	3,965.00	Tub grinder rental
6/25/2021	RSM US LLP	164958	18.00	FY20 Financial Audit
6/25/2021	Xcel Energy	164964	394.79	Gas\Electrical Usage

GrandTotal \$ 7,142,787.21

CITY OF NORTHGLENN
MAYOR / CITY COUNCIL
2021 OPERATING EXPENDITURES

COUNCILPERSON

DATE	TYPE	VENDOR	TOTAL	COUNCILPERSON										Comment
				Council Wide	Mayor Leighty	Witkovich	Peterson	Downing	Brown	Goff	Mullica	Esquibel/ Lukeman- Hiramasa	Willford	
General Fund 10														
61100 Professional Services														
01/28/21	Check	Bowditch & Cassell Public Affairs	3,000.00	3,000.00										Legislative Lobbying Services
02/05/21	Check	Bowditch & Cassell Public Affairs	3,000.00	3,000.00										Legislative Lobbying Services
02/25/21	Check	Hoffmann, Parker, Wilson, & Carberry PC	14,052.94	14,052.94										City Attorney Fee for January 2021
02/25/21	Check	Hoffmann, Parker, Wilson, & Carberry PC	3,000.00	3,000.00										Prosecuting Attorney for January
03/08/21	Check	Hoffmann, Parker, Wilson, & Carberry PC	10,488.50	10,488.50										City Attorney Fee for February 2021
03/08/21	Check	Hoffmann, Parker, Wilson, & Carberry PC	3,000.00	3,000.00										Prosecuting Attorney for February
03/29/21	Check	Bowditch & Cassell Public Affairs	3,000.00	3,000.00										Legislative Lobbying Services
04/08/21	Check	Hoffmann, Parker, Wilson, & Carberry PC	15,600.81	15,600.81										City Attorney Fee for March 2021
04/08/21	Check	Hoffmann, Parker, Wilson, & Carberry PC	3,000.00	3,000.00										Prosecuting Attorney for March
04/27/21	Check	Bowditch & Cassell Public Affairs	3,000.00	3,000.00										Legislative Lobbying Services
05/11/21	Check	Hoffmann, Parker, Wilson, & Carberry PC	16,641.55	16,641.55										City attorney fee for April 2021
05/11/21	Check	Hoffmann, Parker, Wilson, & Carberry PC	3,000.00	3,000.00										Prosecuting Attorney for April
06/02/21	Check	Bowditch & Cassell Public Affairs	3,000.00	3,000.00										Legislative Lobbying Services
06/10/21	Check	Hoffmann, Parker, Wilson, & Carberry PC	14,486.40	14,486.40										City attorney fee for May 2021
06/10/21	Check	Hoffmann, Parker, Wilson, & Carberry PC	3,000.00	3,000.00										Prosecuting Attorney for May
		Total Professional Services												
		Actual	101,270.20	101,270.20	-	-	-	-	-	-	-	-	-	-
		Budget	283,000.00	283,000.00	-	-	-	-	-	-	-	-	-	-
		Variance	181,729.80	181,729.80	-	-	-	-	-	-	-	-	-	-
61500 Communication Services														
02/28/21	Pcard	Scudder Press	1,322.44							348.65	348.64	312.58	312.57	Ward 3 and Ward 4 neighborhood meeting postcards
03/31/21	Pcard	Scudder Press	668.51											Ward 2 neighborhood meeting postcards
03/31/21	Pcard	Scudder Press	608.62			304.31	304.31	334.25	334.26					Ward 1 neighborhood meeting postcards
04/30/21	Pcard	Scudder Press	668.51					334.26	334.25					Ward 2 neighborhood meeting postcards
04/30/21	Pcard	Scudder Press	625.15									312.58	312.57	Ward 4 neighborhood meeting postcards
05/31/21	Pcard	Scudder Press	697.29							348.64	348.65			Ward 3 neighborhood meeting postcards
05/31/21	Pcard	Scudder Press	660.15									330.08	330.07	Ward 4 vacancy postcards
06/30/21	Pcard	Scudder Press	740.12							370.06	370.06			Ward 3 neighborhood meeting postcards
06/30/21	Pcard	Northglenn Div of Central Services Postage	1,253.88	1,253.88										Ward 4 vacancy postcards postage
		Total Communication Services												
		Actual	7,244.67	1,253.88	-	304.31	304.31	668.51	668.51	1,067.35	1,067.35	955.24	955.21	
		Budget	17,085.00	17,085.00	-	-	-	-	-	-	-	-	-	
		Variance	9,840.33	15,831.12	-	(304.31)	(304.31)	(668.51)	(668.51)	(1,067.35)	(1,067.35)	(955.24)	(955.21)	
61600 Training/Registration														
01/31/21	Pcard	Bizjixthe Future	50.00							50.00				Webinar - What is the Future of our Cities
02/28/21	Pcard	Colorado Municipal League	49.00					49.00						2021 CML Legislative Workshop
		Total Training/Registration												
		Actual	99.00	-	-	-	-	49.00	-	50.00	-	-	-	
		Budget	34,500.00	-	3,833.36	3,833.33	3,833.33	3,833.33	3,833.33	3,833.33	3,833.33	3,833.33	3,833.33	3,833.33
		Variance	34,401.00	-	3,833.36	3,833.33	3,833.33	3,784.33	3,833.33	3,783.33	3,833.33	3,833.33	3,833.33	
62100 Office Supplies														
		Total Office Supplies												
		Actual	-	-	-	-	-	-	-	-	-	-	-	
		Budget	-	-	-	-	-	-	-	-	-	-	-	
		Variance	-	-	-	-	-	-	-	-	-	-	-	
62300 Operating Supplies														
02/28/21	Pcard	Wm Supercenter	57.76	57.76										Supplies for 2021 City Council retreat
02/28/21	Pcard	Amzn Mktp Us	30.49	30.49										Supplies for 2021 City Council retreat
02/28/21	Pcard	Amzn Mktp Us	183.89	183.89										Supplies for 2021 City Council retreat
02/28/21	Pcard	Walgreens	123.51	123.51										Supplies for 2021 City Council retreat
02/28/21	Pcard	Amzn Mktp Us	764.69	764.69										Supplies for 2021 City Council retreat
02/28/21	Pcard	Wal-Mart	60.84	60.84										Supplies for 2021 City Council retreat
02/28/21	Pcard	Target	11.47	11.47										Supplies for 2021 City Council retreat
02/28/21	Pcard	King Soopers	36.47	36.47										Lunch money for city council 2021 retreat plus supplies
02/28/21	Pcard	Panera Bread	40.00	40.00										Lunch money for city council 2021 retreat plus supplies
02/28/21	Pcard	Qdoba	20.00	20.00										Lunch money for city council 2021 retreat plus supplies
02/28/21	Pcard	Amzn Mktp Us	50.68	50.68										Supplies for 2021 City Council retreat
02/28/21	Pcard	Sq Tazikis	20.00	20.00										Supplies for 2021 City Council retreat
02/28/21	Pcard	El Mirador	20.00	20.00										Lunch money for city council 2021 retreat

CITY OF NORTHGLENN
MAYOR / CITY COUNCIL
2021 OPERATING EXPENDITURES

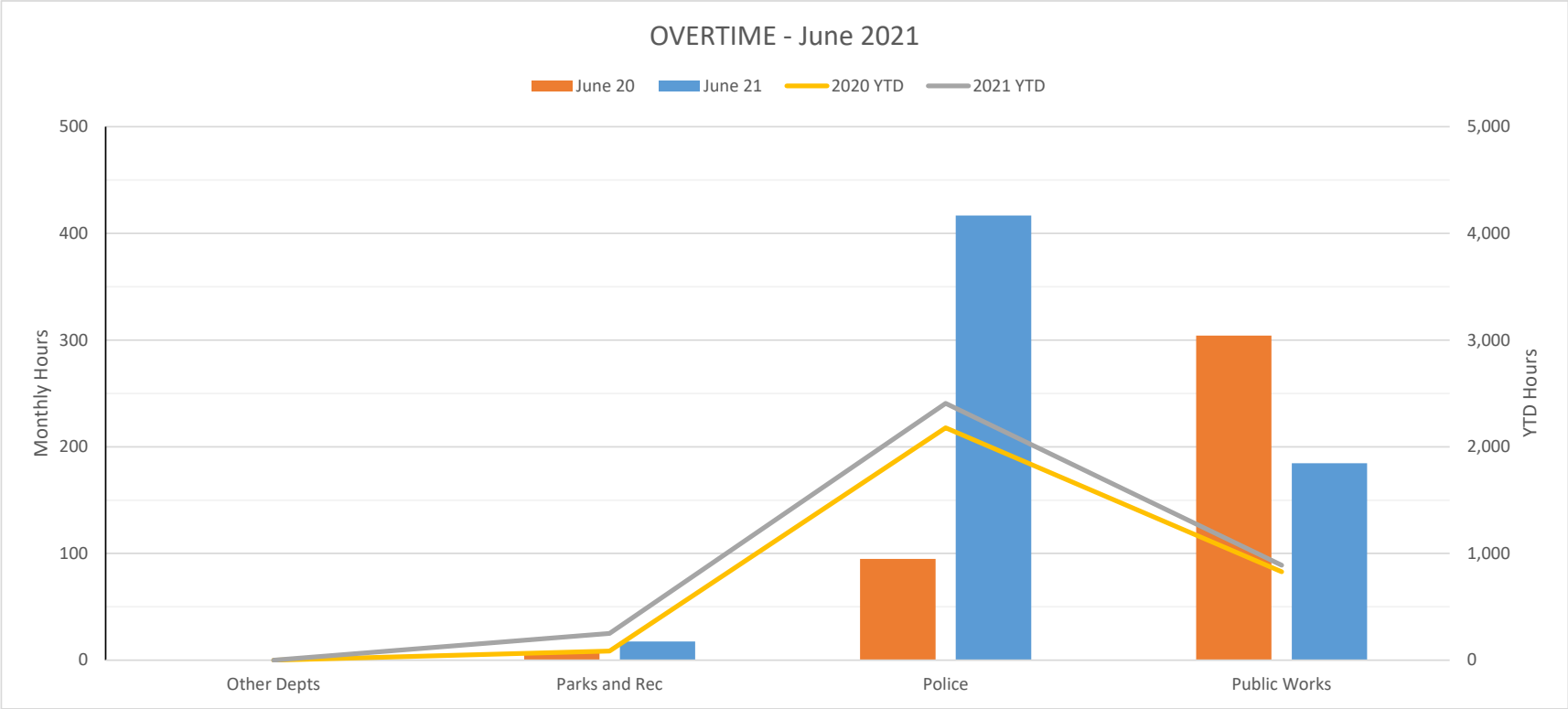
COUNCILPERSON

DATE	TYPE	VENDOR	TOTAL	COUNCILPERSON										Comment				
				Council Wide	Mayor Leighty	Witkovich	Peterson	Downing	Brown	Goff	Mullica	Esquibel/ Lukeman- Hiramasa	Willford					
02/28/21	Pcard	Amzn Mktp Us	(444.41)	(444.41)														Return unused supplies for 2021 Council retreat
02/28/21	Pcard	Wm Supercenter	48.25	48.25														Supplies for 2021 City Council retreat
02/28/21	Pcard	Wm Supercenter	33.82	33.82														Supplies for 2021 City Council retreat
02/28/21	Pcard	Kaesar & Blair	261.41	261.41														Supplies for 2021 City Council retreat
02/28/21	Pcard	El Mirador	20.00	20.00														Lunch money for city council 2021 retreat
02/28/21	Pcard	First Watch	20.00	20.00														Lunch money for city council 2021 retreat
02/28/21	Pcard	Artistic Flowers and Gifts	125.00	125.00														Flowers to the family of former Mayor Donald Burback
02/28/21	Pcard	USPS	10.60	10.60														Postage to mail 2021 City Council retreat info to City Attorney
02/28/21	Pcard	Wm Supercenter	5.86	5.86														Supplies for 2021 City Council retreat
02/28/21	Pcard	The Candy Bar Wrapper	70.55	70.55														Supplies for 2021 City Council retreat
04/19/21	Check	Rachel Mitchell	297.00		54.00		54.00			54.00	54.00	54.00			27.00			2021 Police Award Banquet
05/31/21	Pcard	Amazon	94.99			94.99												Construction boots - Wikovich
05/31/21	Pcard	Hobby Lobby	70.96	70.96														Resignation gift - Esquibel
05/31/21	Pcard	Walgreens	6.68	6.68														Pictures - Esquibel
05/31/21	Pcard	Creative Awards	22.00	22.00														Plate for picture - Esquibel
05/31/21	Pcard	Jimmy Johns	167.26							83.63	83.63							Sandwiches for Ward 3 meeting
05/31/21	Pcard	The UPS Store	99.12	99.12														Shipping/materials - Esquibel
05/31/21	Pcard	Amazon	94.95							94.95								Construction boots - Goff
05/31/21	Pcard	Grubhub	100.00	100.00														Gift card - Willford
05/31/21	Pcard	Walgreens	84.24							42.12	42.12							Meeting supplies - Ward 3 neighborhood
06/30/21	Pcard	Walgreens	29.90										29.90					Outgoing pictures for Council member Esquibel
06/30/21	Pcard	Northglenn Minuteman Press	50.00										50.00					Business cards
06/30/21	Pcard	Creative Awards	18.00										18.00					Name badges
Total Operating Supplies			2,705.98	1,869.64	54.00	94.99	54.00	-	-	274.70	179.75	151.90	27.00					
		Actual	2,705.98	1,869.64	54.00	94.99	54.00	-	-	274.70	179.75	151.90	27.00					
		Budget	10,200.00	-	1,133.36	1,133.33	1,133.33	1,133.33	1,133.33	1,133.33	1,133.33	1,133.33	1,133.33	1,133.33	1,133.33	1,133.33	1,133.33	1,133.33
		Variance	7,494.02	(1,869.64)	1,079.36	1,038.34	1,079.33	1,133.33	1,133.33	858.63	953.58	981.43	1,106.33					
68100 Dues/Fees																		
01/04/21	Check	United States Conference of Mayors	3,489.00	3,489.00														Annual member dues
01/04/21	Check	Colorado Municipal League	21,918.00	21,918.00														Annual member dues
01/04/21	Check	Adams Co Regional Economic Partnership	11,357.00	11,357.00														Annual member dues
01/06/21	Check	Adams County Education Consortium	850.00	850.00														Annual member dues
01/06/21	Check	Denver Regional Council of Governments	3,900.00	3,900.00														Annual member dues
01/08/21	Check	Adams County Youth Initiative Inc	5,000.00	5,000.00														Annual member dues
02/10/21	Check	Colorado Communities for Climate Action	5,000.00	5,000.00														Annual member dues
02/23/21	Check	NATA	1,440.00	1,440.00														Annual member dues
04/05/21	Check	Westminster 7:10 Rotary Foundation	5,000.00	5,000.00														Dolly Parton Imagination Library
04/06/21	Check	Regional Air Quality Council	3,400.00	3,400.00														Annual 2021 dues
Total Dues/Fees			61,354.00	61,354.00	-	-	-	-	-	-	-	-	-	-	-	-	-	-
		Actual	61,354.00	61,354.00	-	-	-	-	-	-	-	-	-	-	-	-	-	-
		Budget	71,400.00	71,400.00	-	-	-	-	-	-	-	-	-	-	-	-	-	-
		Variance	10,046.00	10,046.00	-	-	-	-	-	-	-	-	-	-	-	-	-	-
68200 Grants/Donations																		
03/24/21	Check	Northglenn Historic Preservation	5,000.00	5,000.00														Stonehocker/Thede Farmhouse
03/25/21	Check	Northglenn Arts and Humanities	77,216.00	77,216.00														Per capita annual fee
03/31/21	Check	Ralston House	1,036.58	1,036.58														Ralston House annual dinner
06/30/21	Pcard	Five Star Education Foundation	310.88	310.88														
Total Grant/Donations			83,563.46	83,563.46	-	-	-	-	-	-	-	-	-	-	-	-	-	-
		Actual	83,563.46	83,563.46	-	-	-	-	-	-	-	-	-	-	-	-	-	-
		Budget	123,905.00	123,905.00	-	-	-	-	-	-	-	-	-	-	-	-	-	-
		Variance	40,341.54	40,341.54	-	-	-	-	-	-	-	-	-	-	-	-	-	-
68900 Contingency																		
Total Contingency			-	-	-	-	-	-	-	-	-	-	-	-	-	-	-	-
		Actual	-	-	-	-	-	-	-	-	-	-	-	-	-	-	-	-
		Budget	50,000.00	50,000.00	-	-	-	-	-	-	-	-	-	-	-	-	-	-
		Variance	50,000.00	50,000.00	-	-	-	-	-	-	-	-	-	-	-	-	-	-
General Fund 10 Totals			256,237.31	249,311.18	54.00	399.30	358.31	717.51	668.51	1,392.05	1,247.10	1,107.14	982.21					
		Actual	256,237.31	249,311.18	54.00	399.30	358.31	717.51	668.51	1,392.05	1,247.10	1,107.14	982.21					
		Budget	590,090.00	545,390.00	4,966.72	4,966.66	4,966.66	4,966.66	4,966.66	4,966.66	4,966.66	4,966.66	4,966.66	4,966.66	4,966.66	4,966.66	4,966.66	4,966.66
		Variance	333,852.69	296,078.82	4,912.72	4,567.36	4,608.35	4,249.15	4,298.15	3,574.61	3,719.56	3,859.52	3,984.45					

CITY OF NORTHGLENN
MAYOR / CITY COUNCIL
2021 OPERATING EXPENDITURES

COUNCILPERSON

DATE	TYPE	VENDOR	TOTAL	COUNCILPERSON										Comment		
				Council Wide	Mayor Leighty	Witkovich	Peterson	Downing	Brown	Goff	Mullica	Esquibel/ Lukeman- Hiramasa	Willford			
Water Fund 50																
61100 Professional Services																
02/05/21	Check	Hoffmann, Parker, Wilson, & Carberry PC	366.65	366.65												City Attorney Fee for January 2021
03/08/21	Check	Hoffmann, Parker, Wilson, & Carberry PC	386.00	386.00												City Attorney Fee for February 2021
06/10/21	Check	Hoffmann, Parker, Wilson, & Carberry PC	397.75	397.75												City Attorney Fee for May 2021
Total Professional Services																
		Actual	1,150.40	1,150.40	-	-	-	-	-	-	-	-	-	-	-	
		<i>Budget</i>	<i>30,000.00</i>	<i>30,000.00</i>	-	-	-	-	-	-	-	-	-	-	-	
		<i>Variance</i>	<i>28,849.60</i>	<i>28,849.60</i>	-	-	-	-	-	-	-	-	-	-	-	
Water Fund 50 Totals																
		Actual	1,150.40	1,150.40	-	-	-	-	-	-	-	-	-	-	-	
		<i>Budget</i>	<i>30,000.00</i>	<i>30,000.00</i>	-	-	-	-	-	-	-	-	-	-	-	
		<i>Variance</i>	<i>28,849.60</i>	<i>28,849.60</i>	-	-	-	-	-	-	-	-	-	-	-	



CITY OF NORTHGLENN
Capital Improvement Program

Project Description	2021 Adopted Budget	YTD June 2021 Actuals		2022 Estimate	2023 Estimate	2024 Estimate	2025 Estimate	5-Year Total	Funding Source
		YTD Expenditures	Amount Remaining						
<u>CONSERVATION TRUST FUND</u>									
Greenway Trail Replacement	\$ 90,000	\$ -	\$ 90,000	\$ 50,000	\$ 50,000	\$ 50,000	\$ 50,000	\$ 290,000	CTF
Sensory Playground Repair	250,000	-	250,000	-	-	-	-	250,000	CTF
Jaycee Ballfield Lights	220,000	-	220,000	-	-	-	-	220,000	CTF
Bocce Ball Court	10,000	-	10,000	-	-	-	-	10,000	CTF
Total	\$ 570,000	\$ -	\$ 570,000	\$ 50,000	\$ 50,000	\$ 50,000	\$ 50,000	\$ 770,000	

CITY OF NORTHGLENN
Capital Improvement Program

Project Description	2021 Adopted Budget	YTD June 2021 Actuals		2022 Estimate	2023 Estimate	2024 Estimate	2025 Estimate	5-Year Total	Funding Source
		YTD Expenditures	Amount Remaining						
<u>CDBG FUND</u>									
Pedestrian Mobility	\$ -	\$ -	\$ -	\$ 225,000	\$ 225,000	\$ 225,000	\$ 225,000	\$ 900,000	CDBG
Total	\$ -	\$ -	\$ -	\$ 225,000	\$ 225,000	\$ 225,000	\$ 225,000	\$ 900,000	

CITY OF NORTHGLENN
Capital Improvement Program

Project Description	2021 Adopted Budget	YTD June 2021 Actuals		2022 Estimate	2023 Estimate	2024 Estimate	2025 Estimate	5-Year Total	Funding Source
		YTD Expenditures	Amount Remaining						
CAPITAL PROJECTS FUND									
ADCO Sensory Park Playground	\$ 375,000	\$ -	\$ 375,000	\$ -	\$ -	\$ -	\$ -	\$ 375,000	GRANT
Emergency Park Repairs	25,000	2,055	22,945	25,000	25,000	25,000	25,000	125,000	ADCOO
Tennis Court Repair	250,000	-	250,000	-	-	-	-	250,000	ADCOO
ADCO Wyco Tennis Court	300,000	-	300,000	-	-	-	-	300,000	GRANT
Justice Center West Park	20,203	20,097	106	-	-	-	-	20,203	ADCOO
Justice Center West Park	41,457	41,457	-	-	-	-	-	41,457	GRANT
Playground Equipment Replacement	100,000	-	100,000	50,000	50,000	50,000	50,000	300,000	ADCOO
E.B. Rains Renovation	750,000	-	750,000	-	-	-	-	750,000	ADCOO
Residential Street Program	1,250,000	4,875	1,245,125	1,250,000	1,250,000	1,250,000	1,250,000	6,250,000	ADCOT
Traffic Signal Program	80,825	30,825	50,000	50,000	50,000	50,000	50,000	280,825	ADCOT
Concrete Program	50,000	-	50,000	50,000	50,000	50,000	50,000	250,000	ADCOT
120th Ave Widening	3,789,461	63,108	3,726,353	-	-	-	-	3,789,461	4.000 MILLS
120th Ave Widening	6,542,705	223,422	6,319,283	-	-	-	-	6,542,705	GRANT
School Zone Safety	136,569	-	136,569	50,000	100,000	50,000	100,000	436,569	GENERAL
Civic Center Master Plan	24,057,887	11,181,632	12,876,255	-	-	-	-	24,057,887	DEBT PROCEEDS
City Hall Space Assessment	348,688	-	348,688	-	-	-	-	348,688	GENERAL
Traffic Calming	250,000	15,030	234,970	250,000	250,000	250,000	250,000	1,250,000	ADCOT
Community Center Dr Bridge	615,259	3,832	611,427	-	-	-	-	615,259	GENERAL
Civic Center Master Plan Ph2	455,562	36,796	418,766	-	-	-	-	455,562	1/2%
Connect Northglenn Striping	200,000	-	200,000	200,000	200,000	200,000	200,000	1,000,000	ADCOT
Traffic Signal Upgrade	1,200,000	-	1,200,000	-	-	-	-	1,200,000	GENERAL, GRANT
Major Arterial Rehabilitation	1,200,000	-	1,200,000	700,000	1,500,000	1,100,000	1,500,000	6,000,000	4.000 MILLS
Civic Center COP Debt	2,667,550	690,275	1,977,275	2,668,300	2,665,800	2,670,050	2,670,550	13,342,250	1/2%, MJ, GENERAL
Justice Center COP Debt	1,468,269	367,884	1,100,385	1,466,769	1,468,519	1,468,269	1,466,019	7,337,845	1/2%
Total	\$ 46,174,435	\$ 12,681,288	\$ 33,493,147	\$ 6,760,069	\$ 7,609,319	\$ 7,163,319	\$ 7,611,569	\$ 75,318,711	

CITY OF NORTHGLENN
Capital Improvement Program

Project Description	2021 Adopted Budget	YTD June 2021 Actuals		2022 Estimate	2023 Estimate	2024 Estimate	2025 Estimate	5-Year Total	Funding Source
		YTD Expenditures	Amount Remaining						
<u>WATER FUND</u>									
Water Line Replacement	\$ 218,130	\$ -	\$ 218,130	\$ 100,000	\$ 100,000	\$ 100,000	\$ 100,000	\$ 618,130	WF
Standley Lake Pipeline	150,000	150,000	-	150,000	150,000	150,000	150,000	750,000	WF
North Low Zone Tank Painting	439,419	-	439,419	275,000	-	-	-	714,419	WF
Lab Information Management System	137,239	38,016	99,223	-	-	-	-	137,239	WF
Waste Handling Improvements	3,727,633	54,789	3,672,844	-	-	-	-	3,727,633	WF
Filter to Waste Automation	436,850	21,955	414,895	-	-	-	-	436,850	WF
Bull Reservoir Pump Replacement	588,070	-	588,070	-	-	-	-	588,070	WF
ASR Wells & Infrastructure	-	-	-	2,000,000	-	-	-	2,000,000	WF
New Brantner Aug Station	-	-	-	20,000	-	-	-	20,000	WF
Automated Filter Backwash	-	-	-	1,100,000	-	-	-	1,100,000	WF
FHL Flume Webster Lake	-	-	-	45,000	-	-	-	45,000	WF
Lease Payments	1,014,760	16,222	998,538	1,010,464	-	-	-	2,025,224	WWF
Total	\$ 6,712,101	\$ 280,982	\$ 6,431,119	\$ 4,700,464	\$ 250,000	\$ 250,000	\$ 250,000	\$ 12,162,565	

CITY OF NORTHGLENN
Capital Improvement Program

Project Description	2021 Adopted Budget	YTD June 2021 Actuals		2022 Estimate	2023 Estimate	2024 Estimate	2025 Estimate	5-Year Total	Funding Source
		YTD Expenditures	Amount Remaining						
WASTEWATER FUND									
Collection System Rehab	\$ 419,950	\$ 158,356	\$ 261,594	\$ 250,000	\$ 250,000	\$ 250,000	\$ 250,000	\$ 1,419,950	WWF
Bunker Hill Lift Station	989,124	890,554	98,570	-	-	-	-	989,124	WWF
Lift Station A & Forcemain Replacement	27,465,941	4,514,283	22,951,658	-	-	-	-	27,465,941	WWF
Lift Station Flow Meters	500,000	-	500,000	-	-	-	-	500,000	WWF
Clarifier Rehabilitation	500,000	-	500,000	-	-	-	-	500,000	WWF
Revenue Bond Payments	1,097,636	270,729	826,907	1,304,042	1,535,050	1,690,650	1,634,250	7,261,628	WWF
Total	\$ 30,972,651	\$ 5,833,922	\$ 25,138,729	\$ 1,554,042	\$ 1,785,050	\$ 1,940,650	\$ 1,884,250	\$ 38,136,643	

CITY OF NORTHGLENN
Capital Improvement Program

Project Description	2021 Adopted Budget	YTD June 2021 Actuals		2022 Estimate	2023 Estimate	2024 Estimate	2025 Estimate	5-Year Total	Funding Source
		YTD Expenditures	Amount Remaining						
STORMWATER FUND									
Grange Hall Creek MDP & FHAD	\$ 70,000	\$ -	\$ 70,000	\$ -	\$ -	\$ -	\$ -	\$ 70,000	SWF
Storm Drainage System Improvement	412,555	-	412,555	100,000	100,000	100,000	100,000	812,555	SWF
Total	\$ 482,555	\$ -	\$ 482,555	\$ 100,000	\$ 100,000	\$ 100,000	\$ 100,000	\$ 882,555	
CITY-WIDE TOTAL	\$ 84,911,742	\$ 18,796,192	\$ 66,115,550	\$ 13,389,575	\$ 10,019,369	\$ 9,728,969	\$ 10,120,819	\$ 128,170,474	

Executed Contracts (below \$50,000) for June 2021

<u>Vendor</u>	<u>Contract Executed Date</u>	<u>Contract Dates</u>		<u>Total Amount</u>	<u>Purpose</u>
		<u>Start</u>	<u>End</u>		
FCI Constructors, Inc.	6/1/2021			\$ 2,280.00	2019-043 Change Order #32 - Northglenn Civic Campus Project Phase 1
FCI Constructors, Inc.	6/1/2021			\$ 7,247.00	2019-043 Change Order #33 - Northglenn Civic Campus Project Phase 1
FCI Constructors, Inc.	6/1/2021			\$ 4,507.00	2019-043 Change Order #34 - Northglenn Civic Campus Project Phase 1
FCI Constructors, Inc.	6/1/2021			\$ 45,358.00	2019-043 Change Order #35 - Northglenn Civic Campus Project Phase 1
FCI Constructors, Inc.	6/1/2021			\$ 23,403.00	2019-043 Change Order #36 - Northglenn Civic Campus Project Phase 1
VTI Security	6/1/2021			\$ 4,405.70	2020-054 Change Order #7 - Civic Center Master Plan Security & Access Control
Mike Baker	6/1/2021			\$27/acre-foot	Water Lease Agreement
Jerry Ford	6/1/2021			\$27/acre-foot	Water Lease Agreement
Tri-County Health Department	6/14/2021			\$ -	1st Amendment to Specialty Services Agreement - COVID-19 Vaccine Site
American West Construction LLC	6/28/2021			\$ 24,725.00	2021-058 Bull Reservoir Lagoon Fill Project
				<u>\$ 111,925.70</u>	