



August 2021

Monthly Financial Packet

City of Northglenn

Financial Packet

Packet Contents

<u>Description</u>	<u>Page #</u>
Executive Summary	1
Financial Statements	2
Cash and Investments	8
Marketplace Sales Tax History Chart	9
Citywide Sales Tax History Chart	10
Geographic Code Tax Data	11
Accounts Payable Disbursement Listing	12
City Council Operating Expenditures	19
Overtime Report	22
CIP Report	23
Summary of Executed Contracts	29



CITY OF
Northglenn

City of Northglenn
Interim Financial Statements
For the Period Ending
August 2021

Executive Summary:

- **Sales and Use Tax**
 - Year-to-date sales and use taxes are up 24.9% compared to the previous year, and 14.3% over 2019.
 - Auto Use Tax +42.8%; Sales Tax +23.0%; Food Tax +4.6%; Marijuana Tax +7.5%

- **General Fund**
 - Revenues within the fund total \$19,769,074, an increase over last year's collections by 17.6% or \$2,959,569. Building permits and use tax have realized substantial increases due to the construction at Karl's Farm. Revenue shortfalls are seen in intergovernmental, charges for services, and investment earnings. These have been caused by the one-time CARES funding in 2020, fewer building plan reviews, and declines in market interest rates, respectively.
 - Expenditures total \$17,002,554 accounting for 62.9% of the annual appropriation. Spending within the fund is consistent with the planned budget, except for claims which are higher than anticipated.

- **Water Fund**
 - Revenues total \$9,224,653. This is an increase of 22.8% or \$1,709,777 when compared to the prior year. Revenue restricted for water resources are \$1,993,582, up 33.8% versus the prior year. Restricted revenue for debt service, which comes from the food for home consumption sales tax is up 4.6%, and totals \$724,917 year-to-date.
 - Expenditures within the Water Fund total \$4,543,495 and account for 29.8% of the annual appropriation. Fund expenditures decreased by \$871,773 or 16.1% when compared to the same period of 2020, mainly due to a water rights purchase.

- **Wastewater Fund**
 - Revenues total \$4,113,671. This is an increase of approximately 39.8% or \$1,170,873 as compared to the prior year due to developer contributions.
 - Operating expenditures within the fund total \$11,782,266 and account for 34.0% of the annual appropriation. Fund expenditures increased by \$9,247,169 or 364.8% when compared to the same period of 2020 largely due to the construction of Lift Station A and Force Main.
 - Other financing sources/uses were for the issuance of the 2021 Wastewater Revenue Bonds to fund the Lift Station A and Force Main project and related debt payments.

- **Stormwater Fund**
 - Revenues within the fund total \$339,949, an increase from last year by approximately 23.8% or \$65,380, due to tap fees received at Karl's Farm.
 - Expenditures total \$79,418 and account for 12.0% of the annual appropriation. Fund expenditures increased by \$20,316 or 34.4% when compared to the same period of 2020 due to consulting costs incurred.

- **Sanitation Fund**
 - Revenues total \$1,190,514, a decrease of \$728 or -0.1% from the same period last year.
 - Expenditures within the fund total \$921,945 and account for 45.8% of the annual appropriation. Spending within the fund is 1.1% or \$10,368 higher than this time last year.

**Revenue Report
August 31, 2021
General Fund**

	2021 Adopted Budget	Actual as of August 31, 2021	Over/(Under) Budget	Collection Rate	Prior Year Actual as of August 31, 2020	Over/(Under) Prior Year	Percent Difference
Taxes							
Property Taxes	\$ 3,616,905	\$ 3,409,126	\$ (207,779)	94.26%	\$ 3,401,273	\$ 7,853	0.23%
Sales Taxes	13,845,737	9,373,590	(4,472,147)	67.70%	7,557,939	1,815,651	24.02%
Use Tax	2,569,785	2,850,229	280,444	110.91%	1,356,931	1,493,298	110.05%
Other Tax	305,518	225,989	(79,529)	73.97%	110,807	115,182	103.95%
Total Taxes*	20,337,945	15,858,934	(4,479,011)	77.98%	12,426,950	3,431,984	27.62%
Intergovernmental Revenues	1,714,194	1,080,181	(634,013)	63.01%	1,842,439	(762,258)	-41.37%
Licenses and Permits	838,695	900,620	61,925	107.38%	464,018	436,602	94.09%
Charges for Services	2,330,131	1,130,547	(1,199,584)	48.52%	1,313,323	(182,776)	-13.92%
Fines and Forfeitures	600,000	477,590	(122,410)	79.60%	339,551	138,039	40.65%
Investment Earnings	425,000	169,762	(255,238)	39.94%	285,308	(115,546)	-40.50%
Other Revenues	157,000	151,440	(5,560)	96.46%	121,287	30,153	24.86%
Total Revenues	26,402,965	19,769,074	(6,633,891)	74.87%	16,792,876	2,976,198	17.72%
Other Financing Sources	-	-	-	N/A	16,629	(16,629)	-100.00%
Total General Fund Revenues	\$ 26,402,965	\$ 19,769,074	\$ (6,633,891)	74.87%	\$ 16,809,505	\$ 2,959,569	17.61%

*Due to normal collection cycles, the tax revenues presented in the above statement represent amounts collected as of the prior month and not of that of the period being reported.

**Expenditure Report
August 31, 2021
General Fund**

	2021 Adopted Budget	Actual as of August 31, 2021	Over/(Under) Budget	Spending Rate	Prior Year Actual as of August 31, 2020	Over/(Under) Prior Year	Percent Difference
Legislative	\$ 739,189	410,748	\$ (328,441)	55.57%	\$ 636,322	\$ (225,574)	-35.45%
City Manager	2,693,911	1,459,631	(1,234,280)	54.18%	1,485,915	(26,284)	-1.77%
City Clerk	451,500	217,679	(233,821)	48.21%	218,916	(1,237)	-0.57%
Human Resources	808,175	674,427	(133,748)	83.45%	602,321	72,106	11.97%
Technology	1,024,455	691,466	(332,989)	67.50%	591,295	100,171	16.94%
Finance	521,644	365,937	(155,707)	70.15%	324,496	41,441	12.77%
Planning & Development	1,489,302	1,161,699	(327,603)	78.00%	1,051,077	110,622	10.52%
Parks, Recreation and Cultural	4,898,022	2,731,227	(2,166,795)	55.76%	2,523,597	207,630	8.23%
Police	11,503,053	7,248,240	(4,254,813)	63.01%	6,712,689	535,551	7.98%
Public Works	2,773,524	1,713,475	(1,060,049)	61.78%	1,876,520	(163,045)	-8.69%
Total Operating Expenditures	26,902,775	16,674,529	(10,228,246)	61.98%	16,023,148	651,381	4.07%
Other Financing Uses	125,000	328,025	203,025	262.42%	808,336	(480,311)	-59.42%
Total General Fund Expenditures	\$ 27,027,775	\$ 17,002,554	\$ (10,025,221)	62.91%	\$ 16,831,484	\$ 171,070	1.02%

**Revenue and Expenditure Report
August 31, 2021
Water Fund**

	2021 Adopted Budget	Actual as of August 31, 2021	Over/(Under) Budget	Collection/ Spending Rates	Prior Year Actual as of August 31, 2020	Current Year Over/(Under) Prior Year	Percent Difference
Revenues							
Water Charges	\$ 8,380,600	\$ 6,361,233	\$ (2,019,367)	75.90%	\$ 5,107,736	\$ 1,253,497	24.54%
Water Resources Revenue	2,740,900	1,993,582	(747,318)	72.73%	1,489,773	503,809	33.82%
Debt Service Revenue	1,334,000	724,917	(609,083)	54.34%	693,139	31,778	4.58%
Intergovernmental Revenue	-	-	-	N/A	22,546	(22,546)	-100.00%
Investment Earnings	426,000	153,058	(272,942)	35.93%	194,112	(41,054)	-21.15%
Miscellaneous Revenue	-	(8,137)	(8,137)	N/A	7,570	(15,707)	-207.49%
Total Water Fund Revenues	12,881,500	9,224,653	(3,656,847)	71.61%	7,514,876	1,709,777	22.75%
Expenditures							
Operating Expenditures	6,402,889	3,990,775	(2,412,114)	62.33%	3,510,362	480,413	13.69%
Capital Outlay	6,228,341	428,377	(5,799,964)	6.88%	406,594	21,783	5.36%
Water Resources Expenditures	1,600,000	108,121	(1,491,879)	6.76%	1,474,188	(1,366,067)	-92.67%
Debt Service Expenditures	1,014,760	16,222	(998,538)	1.60%	24,124	(7,902)	-32.76%
Total Water Fund Expenditures	15,245,990	4,543,495	(10,702,495)	29.80%	5,415,268	(871,773)	-16.10%
Other Financing Sources / (Uses)	-	-	-	N/A	(1,640)	1,640	N/A
Revenues Over/(Under) Expenditures	\$ (2,364,490)	\$ 4,681,158	\$ 7,045,648	N/A	\$ 2,097,968	\$ 2,583,190	123.13%

<i>Operating Revenue:</i>							
<i>Water Usage</i>	\$ 8,022,000	\$ 4,515,993	\$ (3,506,007)	56.30%	\$ 5,019,323	\$ (503,330)	-10.03%
<i>Water Resources Revenue:</i>							
<i>Non-Food Sales/Use Tax*</i>	\$ 2,740,900	\$ 1,993,582	\$ (747,318)	72.73%	\$ 1,489,773	\$ 503,809	33.82%
<i>Debt Service:</i>							
<i>Food Taxes*</i>	\$ 1,334,000	\$ 724,917	\$ (609,083)	54.34%	\$ 693,139	\$ 31,778	4.58%

*Due to normal collection cycles, the tax revenues presented in the above statement represent amounts collected as of the prior month and not of that of the period being reported.

**Revenue and Expenditure Report
August 31, 2021
Wastewater Fund**

	2021 Adopted Budget	Actual as of August 31, 2021	Over/(Under) Budget	Collection/ Spending Rates	Prior Year Actual as of August 31, 2020	Current Year Over/(Under) Prior Year	Percent Difference
Revenues							
Wastewater Charges	\$ 5,092,000	\$ 3,361,390	\$ (1,730,610)	66.01%	\$ 2,812,461	\$ 548,929	19.52%
Investment Earnings	122,500	35,695	(86,805)	29.14%	48,639	(12,944)	-26.61%
Contributions	-	713,501	713,501	N/A	62,182	651,319	1047.44%
Miscellaneous Revenue	-	3,085	3,085	N/A	19,516	(16,431)	-84.19%
Total Wastewater Fund Revenues	5,214,500	4,113,671	(1,100,829)	78.89%	2,942,798	1,170,873	39.79%
Expenditures							
Operating Expenditures	3,321,527	1,601,598	(1,719,929)	48.22%	1,664,594	(62,996)	-3.78%
Capital Outlay	30,260,015	9,909,939	(20,350,076)	32.75%	870,503	9,039,436	1038.42%
Debt Service Expenditures	1,097,636	270,729	(826,907)	24.66%	-	270,729	N/A
Total Wastewater Fund Expenditures	34,679,178	11,782,266	(22,896,912)	33.98%	2,535,097	9,247,169	364.77%
Other Financing Sources / (Uses)	-	26,642,299	26,642,299	N/A	(30,500)	26,672,799	N/A
Revenues Over/(Under) Expenditures	\$ (29,464,678)	\$ 18,973,704	\$ 48,438,382	N/A	\$ 377,201	\$ 18,596,503	4930.13%

**Revenue and Expenditure Report
August 31, 2021
Stormwater Fund**

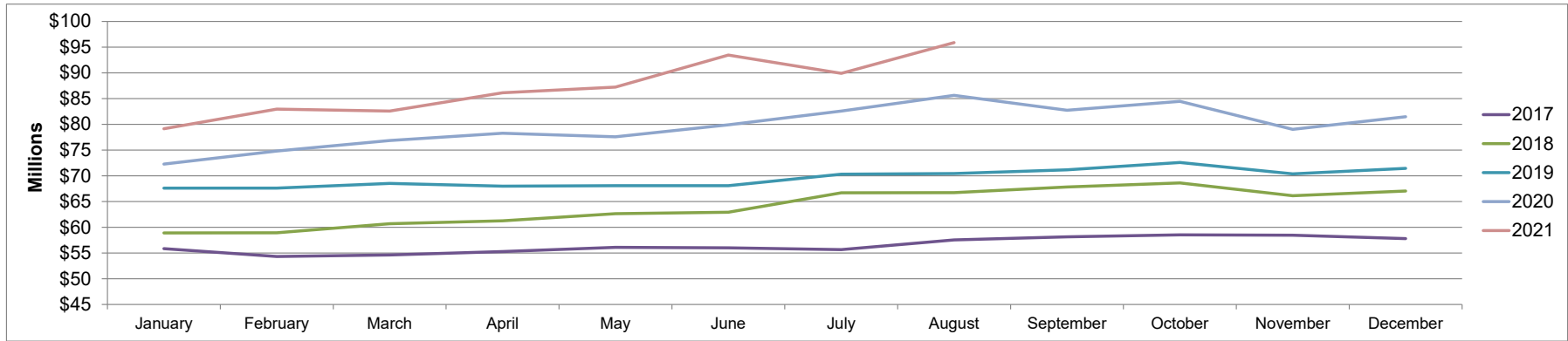
	<u>2021 Adopted Budget</u>	<u>Actual as of August 31, 2021</u>	<u>Over/(Under) Budget</u>	<u>Collection/ Spending Rates</u>	<u>Prior Year Actual as of August 31, 2020</u>	<u>Current Year Over/(Under) Prior Year</u>	<u>Percent Difference</u>
Revenues							
Stormwater Charges	\$ 449,000	\$ 331,389	\$ (117,611)	73.81%	\$ 263,486	\$ 67,903	25.77%
Investment Earnings	9,000	8,559	(441)	95.10%	10,266	(1,707)	-16.63%
Miscellaneous Revenue	-	1	1	N/A	817	(816)	-99.88%
Total Stormwater Revenues	458,000	339,949	(118,051)	74.22%	274,569	65,380	23.81%
Expenditures							
Stormwater Collection	176,843	79,418	(97,425)	44.91%	59,102	20,316	34.37%
Capital Outlay	482,555	-	(482,555)	0.00%	-	-	N/A
Total Stormwater Expenditures	659,398	79,418	(579,980)	12.04%	59,102	20,316	34.37%
Revenues Over/(Under) Expenditures	\$ (201,398)	\$ 260,531	\$ 461,929	N/A	\$ 215,467	\$ 45,064	20.91%

**Revenue and Expenditure Report
August 31, 2021
Sanitation Fund**

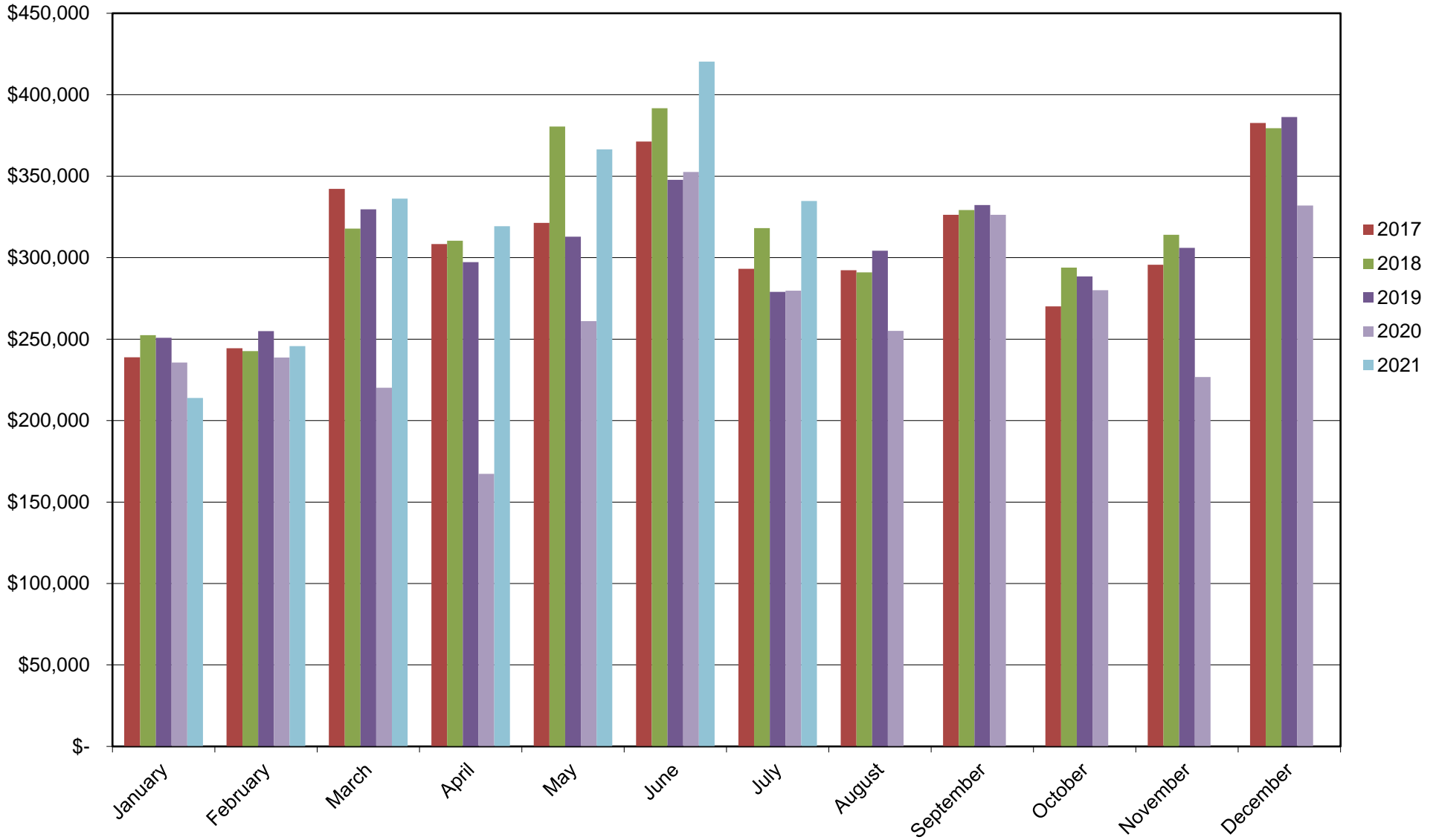
	<u>2021 Adopted Budget</u>	<u>Actual as of August 31, 2021</u>	<u>Over/(Under) Budget</u>	<u>Collection/ Spending Rates</u>	<u>Prior Year Actual as of August 31, 2020</u>	<u>Current Year Over/(Under) Prior Year</u>	<u>Percent Difference</u>
Revenues							
Trash Charges	\$ 1,858,000	\$ 1,140,808	\$ (717,192)	61.40%	\$ 1,130,247	\$ 10,561	0.93%
Recycling Revenue	13,000	16,350	3,350	125.77%	11,319	5,031	44.45%
Polycart Revenue	18,000	17,760	(240)	98.67%	20,016	(2,256)	-11.27%
Intergovernmental Revenue	-	-	-	N/A	-	-	N/A
Investment Earnings	70,000	15,333	(54,667)	21.90%	29,644	(14,311)	-48.28%
Miscellaneous Revenue	-	263	263	N/A	16	247	1543.75%
Total Sanitation Revenues	<u>1,959,000</u>	<u>1,190,514</u>	<u>(768,486)</u>	60.77%	<u>1,191,242</u>	<u>(728)</u>	-0.06%
Expenditures							
Solid Waste Collection	1,493,540	921,945	(571,595)	61.73%	911,577	10,368	1.14%
Capital Outlay	520,000	-	(520,000)	0.00%	-	-	N/A
Total Sanitation Expenditures	<u>2,013,540</u>	<u>921,945</u>	<u>(1,091,595)</u>	45.79%	<u>911,577</u>	<u>10,368</u>	1.14%
Other Financing Sources / (Uses)	-	(5,578)	(5,578)	N/A	(786)	(4,792)	N/A
Revenues Over/(Under) Expenditures	<u><u>\$ (54,540)</u></u>	<u><u>\$ 262,991</u></u>	<u><u>\$ 317,531</u></u>	N/A	<u><u>\$ 278,879</u></u>	<u><u>\$ (15,888)</u></u>	-5.70%

Cash & Investments 2021

	January	February	March	April	May	June	July	August	September	October	November	December
General Fund	\$22,033,523	\$22,002,907	\$23,124,741	\$22,745,071	\$23,535,962	\$30,452,775	\$26,271,402	\$26,702,244				
CTF	\$731,619	\$732,468	\$841,936	\$842,393	\$843,084	\$980,258	\$980,835	\$982,226				
CDBG	(\$57,725)	(\$2,886)	\$0	\$0	\$0	\$0	\$0	\$0				
Capital Projects Fund	\$28,313,056	\$32,360,055	\$30,600,761	\$34,329,010	\$34,950,866	\$34,541,187	\$33,988,088	\$35,877,968				
Water Fund	\$20,708,776	\$20,664,619	\$20,861,202	\$21,225,636	\$21,872,793	\$22,959,577	\$23,594,011	\$25,472,209				
Wastewater Fund	\$4,233,000	\$3,935,525	\$3,790,831	\$3,588,466	\$2,542,777	\$921,880	\$1,484,608	\$3,096,878				
Stormwater Fund	\$1,134,769	\$1,145,723	\$1,183,319	\$1,207,501	\$1,240,276	\$1,297,596	\$1,324,932	\$1,400,473				
Sanitation Fund	\$2,048,856	\$2,112,395	\$2,183,397	\$2,197,199	\$2,250,975	\$2,299,343	\$2,275,501	\$2,350,818				
Total	\$79,145,874	\$82,950,806	\$82,586,188	\$86,135,276	\$87,236,732	\$93,452,616	\$89,919,378	\$95,882,817	\$0	\$0	\$0	\$0

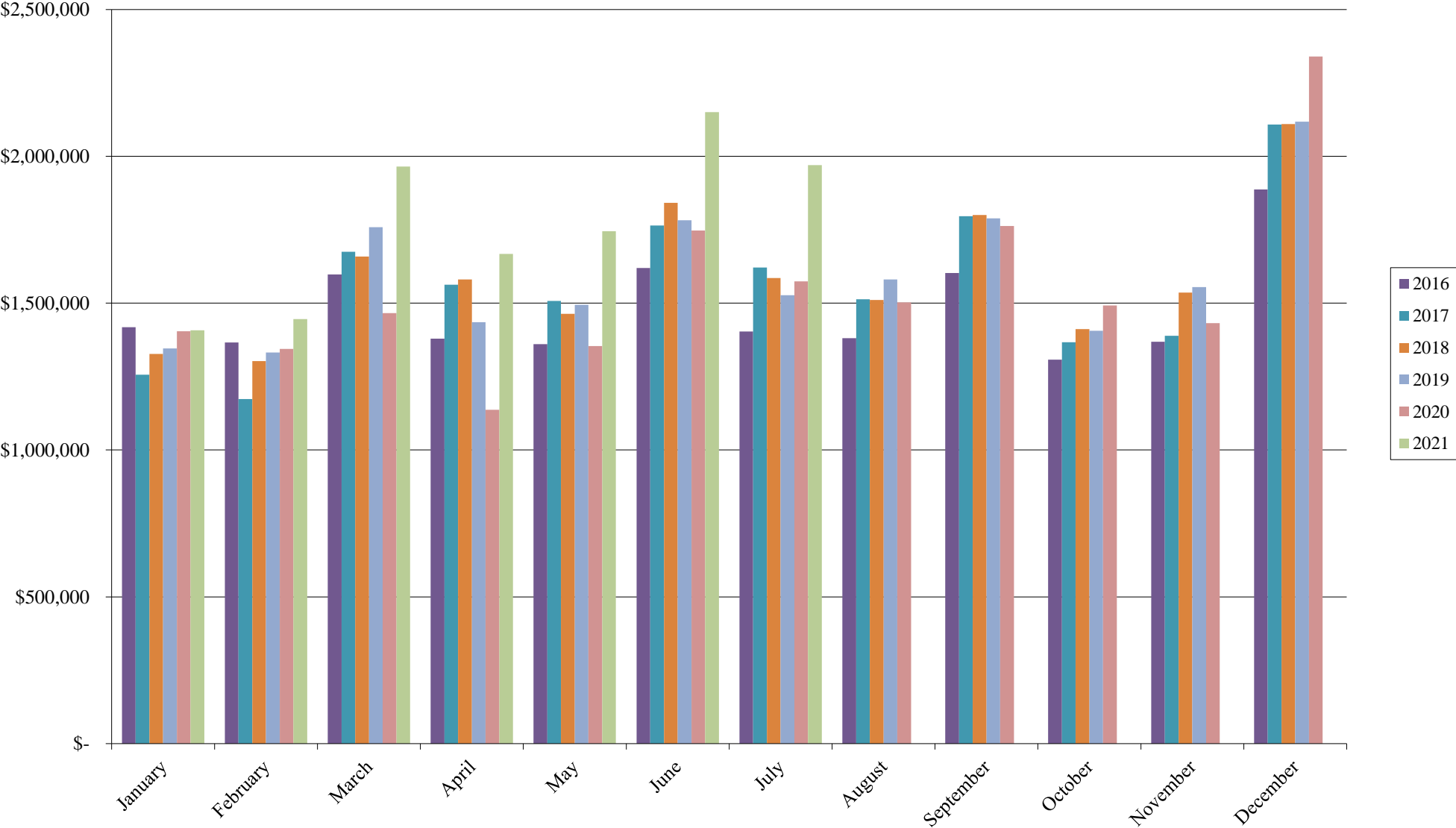


Marketplace Sales Tax History Chart



Due to normal collection cycles, the tax revenues presented above represent amounts collected as of the prior month and not that of the period being reported.

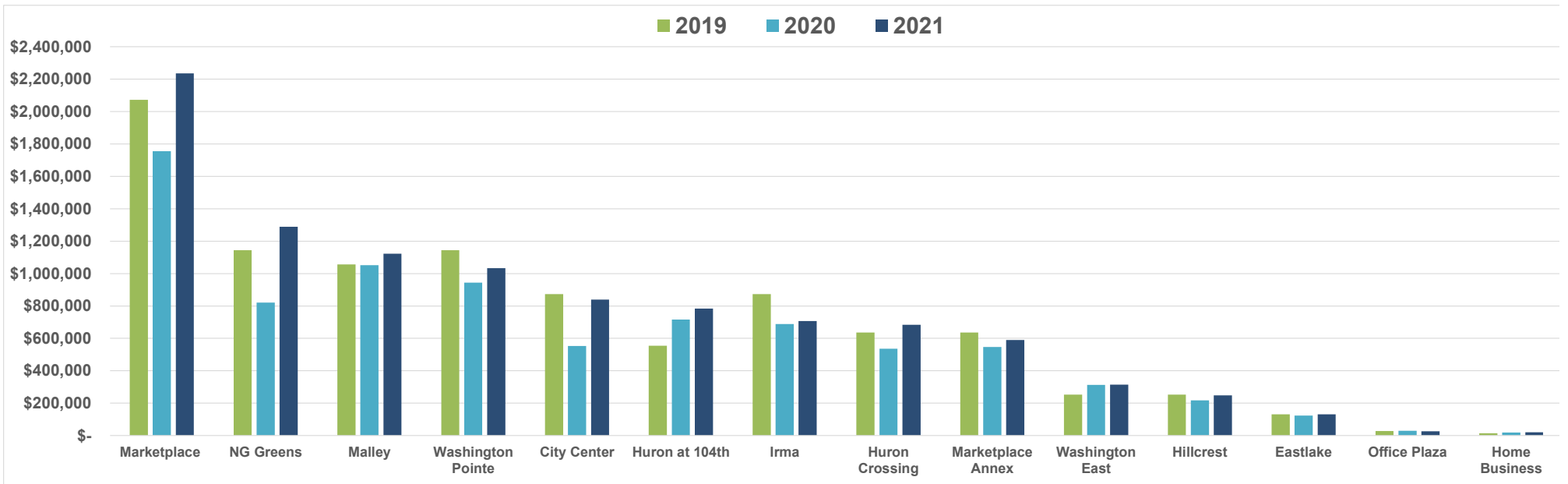
Northglenn Sales Tax History Chart



Due to normal collection cycles, the tax revenues presented above represent amounts collected as of the prior month and not that of the period being reported.

Tax Collected by Geographic Code

Ranking	Area	Year-to-Date					Sample of Area Businesses
		2019	2020	2021	\$ Change	% Change	
1	Marketplace	\$ 2,071,574	\$ 1,755,039	\$ 2,235,385	\$ 480,347	27.37%	Ross, Lowes, Cinzettis, Texas Roadhouse, Pet Smart
2	NG Greens	1,143,826	821,000	1,288,444	467,445	56.94%	Best Buy, Boot Barn, Applebees, AMF
3	Malley	1,056,251	1,051,624	1,123,102	71,478	6.80%	Green Solutions, Sherwin Williams, Vitamin Cottage, Mile High Thrift
4	Washington Pointe	1,143,826	943,902	1,032,562	88,660	9.39%	O'Reilly, Safeway, Petco, Burger King, IGADI
7	City Center	872,527	553,548	838,863	285,316	51.54%	Boondocks, Ramada, Longhorn Steakhouse, Panera
5	Huron at 104th	554,292	716,324	783,410	67,086	9.37%	Tamale Kitchen, Save-a-Lot, Arby's, AutoZone
6	Irma	872,527	689,054	707,005	17,951	2.61%	Physician Preferred, Advanced Collision, A Good Shop, The Glenn
8	Huron Crossing	635,781	535,639	683,917	148,278	27.68%	Peerless Tire, Cracker Barrel, bgood, Northglenn Autobody
9	Marketplace Annex	635,781	546,375	590,537	44,162	8.08%	McDonald's, Car Toys, Taco Bell
10	Washington East	252,750	313,429	314,349	921	0.29%	Walgreens, Tires Plus, Sonic, Pizza Hut
11	Hillcrest	253,133	217,711	247,703	29,992	13.78%	Red Lobster, Santiago's, Fastsigns
12	Eastlake	131,440	124,118	131,750	7,631	6.15%	Circle K, Santiago's, Jiffy Lube
13	Office Plaza	28,754	30,378	26,633	(3,745)	-12.33%	Diamond Shamrock
14	Home Business	14,791	18,383	20,833	2,450	13.33%	
Total		\$ 9,667,252	\$ 8,316,522	\$ 10,024,494	\$ 1,707,972	20.54%	



August 2021

Cash Disbursements

<u>Date</u>	<u>Vendor</u>	<u>Check Number</u>	<u>Amount</u>	<u>Description</u>
General Fund				
8/6/2021	Barnes David B	165259	2475.00	Pirate Throne prop for pirate fest 2021
8/6/2021	Campbell Deborah	165260	582.21	Retiree Stipend
8/6/2021	CenturyLink QC	165261	168.53	Phones 720.872.0203
8/6/2021	CenturyLink QC	165261	43.29	Phones 7209299635
8/6/2021	Cordova Terry	165264	400.00	Retiree Stipend
8/6/2021	Family Support Registry	165265	838.62	Employee Withholding
8/6/2021	Family Support Registry	165265	238.00	Employee Withholding
8/6/2021	Hill Enterprises Inc	165266	19146.96	#619578 - Diesel Fuel Delivered To M&O Fueling Facility 7-27-21
8/6/2021	Innovest Portfolio Solutions LLC	165267	3774.84	3rd Quarter Fees-Police
8/6/2021	Innovest Portfolio Solutions LLC	165267	8807.98	3rd Quarter Fees-General
8/6/2021	Smith Dave	165269	400.00	Retiree Stipend
8/13/2021	A&E Tire Inc	165271	395.00	#A27304-81 - Tires for Unit #284-11
8/13/2021	A&E Tire Inc	165271	220.00	#A37018-81 - Tires for Unit #587
8/13/2021	A&E Tire Inc	165271	406.32	#A31659-81 - Tires for Unit #303-15
8/13/2021	A&E Tire Inc	165271	748.25	#A31654-81 - Tires for Stock #1017
8/13/2021	Absolute Graphics	165272	247.20	American baseball hats for city council
8/13/2021	Absolute Graphics	165272	53.98	Logo apparel for Finance department
8/13/2021	Absolute Graphics	165272	195.46	Logo apparel for Planning department
8/13/2021	Absolute Graphics	165272	524.97	Seasonal and new Shirts
8/13/2021	Advance Stores Company Inc	165273	14.73	#2194-638711 - Part for Unit #233-13
8/13/2021	Advance Stores Company Inc	165273	18.73	#2194-638946 - Parts for Unit #580
8/13/2021	Advance Stores Company Inc	165273	10.44	#2194-638916 - Part for Unit #558
8/13/2021	Advance Stores Company Inc	165273	139.73	#2194-638282 - Parts for Stock #2330 #3977 & #3978
8/13/2021	Advance Stores Company Inc	165273	103.17	#2194-638489 - Part for Unit #306
8/13/2021	Advance Stores Company Inc	165273	12.74	#2194-638656 - Shop Supply
8/13/2021	Advance Stores Company Inc	165273	156.38	#2194-638756 - Part for Unit #285
8/13/2021	Aranda Aurea	165274	50.00	Partial Restitution C211743
8/13/2021	Athena Energy Services Holdings LLC	165275	795.00	Natural Gas Deliveries
8/13/2021	Athena Energy Services Holdings LLC	165275	73.05	Natural Gas Deliveries
8/13/2021	Autozone Inc	165277	32.89	#0830513880 - Part for Unit #531-06
8/13/2021	Baltierra Penelope	165278	100.00	Partial Restitution CR-2021-20
8/13/2021	Benjamin Kevin	165280	245.00	Partial Restitution R-156155
8/13/2021	Bowditch & Cassell Public Affairs	165282	3000.00	Legislative Lobbying Services
8/13/2021	Brink's Incorporated	165283	104.68	Courier Services
8/13/2021	Brink's Incorporated	165283	242.85	Courier Services
8/13/2021	Brink's Incorporated	165283	193.75	Courier Services
8/13/2021	Brink's Incorporated	165283	104.68	Courier Services
8/13/2021	Bruckner Truck Sales	165285	1560.61	#XA119008696:01 - Part for Unit #133-17
8/13/2021	Bruckner Truck Sales	165285	43.21	#xa119008831;01 - Part for Unit #166-15
8/13/2021	Central Salt LLC	165287	1917.55	Bulk de-icing salt
8/13/2021	CenturyLink QC	165288	421.15	Phones 3031119601
8/13/2021	CenturyLink QC	165288	0.40	Phones 88167368
8/13/2021	Cintas Corporation No 2	165290	85.85	#4091274471 - Mat Rental for M&O Bldg. & Sign Shop
8/13/2021	Cintas Corporation No 2	165290	85.85	#4090580187 - Mat Rental for M&O Bldg. & Sign Shop
8/13/2021	Cintas Corporation No 2	165290	30.61	#4091274471 - Shop Towel & Soap Rental for Fleet Shop
8/13/2021	Cintas Corporation No 2	165290	30.61	#4090580187 - Shop Towel & Soap Rental For Fleet Shop
8/13/2021	City of Thornton	165291	10.00	Registration fee for district 3 meeting
8/13/2021	Civic Results	165292	3109.60	Annual membership dues for Metro Mayors Caucus
8/13/2021	Colorado Brake and Supply Inc	165294	171.39	#CB74860 - Part for Unit #164-14
8/13/2021	Colorado Community Media	165295	51.52	LEGAL NOTICES
8/13/2021	Colorado Officials	165297	795.00	Men's Basketball Friday Refs July 30 - Aug 27 2021
8/13/2021	Complete Auto Glass Inc	165298	35.00	#86419 - Windshield Repair On Unit #276-19
8/13/2021	Contreras Rosendo J	165299	225.00	Kids Pitch Baseball Umpire Summer 2021
8/13/2021	Corbae Maria	165300	22.50	Zumba Instructor Sub July 26 2021
8/13/2021	CPS Distributors Inc	165302	23.43	Irrigation materials
8/13/2021	CPS Distributors Inc	165302	19.81	Irrigation materials
8/13/2021	CPS Distributors Inc	165302	78.71	Irrigation materials
8/13/2021	CPS Distributors Inc	165302	67.30	Tool and drivers
8/13/2021	CPS Distributors Inc	165302	66.95	Valves
8/13/2021	CPS Distributors Inc	165302	8.64	Irrigation materials
8/13/2021	CPS Distributors Inc	165302	212.20	Irrigation materials
8/13/2021	CPS Distributors Inc	165302	192.96	Irrigation materials
8/13/2021	CPS Distributors Inc	165302	44.00	Irrigation materials

8/13/2021	CPS Distributors Inc	165302	322.54	Heads
8/13/2021	Cruz Beatrix Cha Cha	165304	57.80	Zumba Instructor July 20 - 29 2021
8/13/2021	Denver Industrial Sales & Service Co	165306	900.00	Reclamite for WC RD 11
8/13/2021	Denver Industrial Sales & Service Co	165306	1458.00	Reclamite
8/13/2021	DiscountCell Inc	165307	2040.00	Four Nextivity Band Kits
8/13/2021	Dynoman Diesel Emissions & Machine Shop LLC	165309	60.00	#15790 -- Diesel Emissions Test On Unit #552-15
8/13/2021	Dynoman Diesel Emissions & Machine Shop LLC	165309	60.00	#15792 - Diesel Emissions Test On Unit #543-15
8/13/2021	Envirotech Services Inc	165311	85.47	Ice Slicer RS early fill
8/13/2021	Envirotech Services Inc	165311	2711.01	Ice Slicer RS early fill
8/13/2021	Envirotech Services Inc	165311	2737.31	Ice Slicer RS early fill
8/13/2021	Envirotech Services Inc	165311	2560.88	Ice Slicer RS early fill
8/13/2021	Face Vocal Band LLC	165313	3000.00	FACE Vocal Band First Payment - Performance Nov 5 2021
8/13/2021	Faris Machinery	165314	1252.56	#C61295 - Parts for Unit #190-14
8/13/2021	Faris Machinery	165314	36.18	#C61140 - Part for Unit #744-15
8/13/2021	FCI Constructors Inc	165315	4892.80	Court-Window install-7/21/21
8/13/2021	Fluidcidal Greeniacs	165316	291.70	#10307044 - Antifreeze for Stock #1530
8/13/2021	Genuine Parts Company	165317	29.47	#3394-523753 - Part for Unit #580
8/13/2021	Genuine Parts Company	165317	4.74	#3394-522243 - Part for Unit #306
8/13/2021	Harkness Galen M.	165321	2868.80	EYG Basketball Camp July 19 - 23 2021
8/13/2021	Heaton Corporation	165323	862.00	July janitorial services M&O W/WWTP
8/13/2021	Henry Dwinita	165324	3500.00	Customized Equity workshops for City of Northglenn
8/13/2021	Hess Ronald Raymond	165325	1000.00	Pre-Employment Background Invest. - Lt. Candidate R. Reed
8/13/2021	Hess Ronald Raymond	165325	1000.00	Pre-Employment Background Invest. - Lt. Candidate J. Davidson
8/13/2021	Ikoma Kylor	165327	43.82	Final Restitution C218051
8/13/2021	Kaeser & Blair Inc	165328	977.18	20 ounce bike fitness bottle
8/13/2021	Kaeser & Blair Inc	165328	1157.98	Low profile cap
8/13/2021	Kone Inc	165330	475.40	#959932505 - Elevator Maint. @ City Hall & Rec Ctr for 8/2021
8/13/2021	Kurn Jeremy	165332	625.00	MCT Instructor August 2021
8/13/2021	Lamborne Richard Sean	165333	400.00	Teddy Bear Picnic Summer 2021
8/13/2021	Malwarebytes	165335	4792.12	Malwarebytes annual renewal - Endpoint Protection and Premium Su
8/13/2021	Manheim Jedidiah	165336	50.00	Partial Restitution C215798
8/13/2021	Marroquin Angelica	165337	100.00	Restitution CE012795
8/13/2021	MissionSquare	165338	5061.85	GEP Admin Allowance Fees
8/13/2021	MissionSquare	165338	3892.13	PP Admin Allowance Fees
8/13/2021	Mitchell Violet	165339	125.00	Sub House Manger for Theatre Rental August 5 2021
8/13/2021	MorSports & Events Inc	165340	1975.00	CPPC-Scott Shube Thibodeau Brinegar Webber
8/13/2021	Moss Ellen M	165341	25.00	Refund
8/13/2021	National Car Charging LLC	165342	12579.00	EV installation and configuration for M&O City facility
8/13/2021	Northglenn Senior Organization	165343	1066.00	NSO Payment July 2021 and Extra Difference Paid
8/13/2021	O'meara Ford Center Inc	165344	8.76	#240660 - Part for Unit #276
8/13/2021	Potestio Brothers Equipment Co	165346	34.06	#20015P - Parts for Unit #592 & #593
8/13/2021	Pros Plus LLC	165347	252.00	Softball Umpires July 16 - 18 2021
8/13/2021	Pros Plus LLC	165347	220.50	Softball Umpires July 23 - 25 2021
8/13/2021	Proski Parts & Service LLC	165348	104.43	#235199 - Parts for Unit #556
8/13/2021	Reanier Shalera	165349	50.00	Partial Restitution C217635
8/13/2021	Ross Dress for Less	165350	300.00	Restitution---C216057
8/13/2021	Safe Built Colorado Inc	165351	42340.62	permit and inspection services rendered July 2021
8/13/2021	Sandoval Joann	165352	345.00	Refund for Recreation Memberships
8/13/2021	Signature Offset LLC	165353	2154.56	12 pg tabloid with digital images color pages mail prep delive
8/13/2021	Solsbury Hill LLC	165355	271.30	Irrigation
8/13/2021	Stevenson Chilise	165357	50.00	Partial Restitution C217638
8/13/2021	TeamLINX LLP	165360	260.00	Support for door problem at NJC
8/13/2021	TeamLINX LLP	165360	417.50	Support for door schedule issue on NJC doors
8/13/2021	Traffic Signal Controls Inc	165361	390.00	Traffic Supplies
8/13/2021	United Site Services	165363	137.50	Scout park restroom
8/13/2021	United Site Services	165363	231.00	Danahy restroom
8/13/2021	United States Postal Service	165364	13041.60	Postage for NG Connection Sept - Nov 21
8/13/2021	US Bank NA	165365	18742.00	#8693641742130 - Fuel Purchased By CityVehicles Through 7-23-21
8/13/2021	Valley Athletic Field Solutions Inc	165366	3018.40	Athletic field paint
8/13/2021	Venkatesh Rupa	165367	352.24	Mileage reimbursement
8/13/2021	Waldman Angila	165369	600.00	Theatre Instructor July 1 - Aug 10 2021
8/13/2021	Watts Gabriela	165370	180.00	Sp. Interpreter 5/20/21 & 6/24/21
8/13/2021	Xcel Energy	165373	161.34	Electric/Gas Usage
8/13/2021	Xcel Energy	165373	101.37	Electric/Gas Usage
8/13/2021	Xcel Energy	165373	39761.79	Electric/Gas Usage
8/13/2021	Xcel Energy	165373	77.00	Electric/Gas Usage
8/13/2021	Xcel Energy	165373	14.91	Electric/Gas Usage
8/13/2021	Xcel Energy	165373	227.26	Electric/Gas Usage
8/13/2021	Xcel Energy	165373	3076.68	Electric/Gas Usage
8/13/2021	Young Electric Sign Company	165374	567.49	Four office signs (Deputy Chief & Lieutenants).
8/20/2021	Arado Mark	165375	400.00	Retiree Stipend
8/20/2021	CenturyLink QC	165376	36.77	Phones 303.457.1578

8/20/2021	CenturyLink QC	165376	32.50	Phones 303.252.0397
8/20/2021	CIRSA	165377	7373.96	Claims
8/20/2021	Cordova Terry	165379	400.00	Retiree Stipend
8/20/2021	Family Support Registry	165380	238.00	Employee Withholding
8/20/2021	Family Support Registry	165380	838.62	Employee Withholding
8/20/2021	LegalShield	165381	248.20	Ee Legal
8/20/2021	Mile High Shooting Accessories LLC	165382	2499.59	SW Loan-
8/20/2021	Myers Nate	165383	400.00	Retiree Stipend
8/20/2021	NPD Benevolence Fund	165384	186.00	PD Flower Fund
8/20/2021	Pinnacol Assurance	165385	465.52	Claims
8/20/2021	Pinnacol Assurance	165385	1483.76	Claims
8/20/2021	Rocky Mountain Reserve	165386	513.12	Flex Admin
8/27/2021	7-Eleven	165388	150.00	Restitution C213282
8/27/2021	A&E Tire Inc	165389	305.00	#A37961-81 - Tires for Unit #285
8/27/2021	Absolute Graphics	165390	138.25	Apparel MS
8/27/2021	Adams County Finance Dept	165392	6800.00	2021 Flat Rock Academy/A. Valenzuela.
8/27/2021	Adams County Finance Dept	165392	4819.23	Records Terminal Guard for July 2021.
8/27/2021	Adams Twelve Five Star Schools	165393	1347.24	Day Camp Field Trip Bussing July 2021
8/27/2021	Advance Stores Company Inc	165394	100.85	#2194-639780 - Part for Unit #235-14
8/27/2021	Advance Stores Company Inc	165394	14.73	#2194-640499 - Part for Unit #225-16
8/27/2021	Advance Stores Company Inc	165394	233.14	#2194-640331 - Part for Unit #552
8/27/2021	Advance Stores Company Inc	165394	187.71	#2194-639819 - Part for Unit #195
8/27/2021	Advance Stores Company Inc	165394	27.94	#2194-639480 - Parts for Unit #210-18
8/27/2021	Advance Stores Company Inc	165394	-24.90	#2194-639909 - Part Credit
8/27/2021	Advance Stores Company Inc	165394	-44.00	#2194-640683 - Part Credit
8/27/2021	Advance Stores Company Inc	165394	14.73	#2194-640408 - Part for Unit #727
8/27/2021	Advance Stores Company Inc	165394	21.68	#2194-640240 - Part for Stock #2330
8/27/2021	Advance Stores Company Inc	165394	298.08	#2194-640827 - Parts for Stock #1748 & #63009
8/27/2021	Advance Stores Company Inc	165394	29.36	#2194-640692 - Part for Stock #1791
8/27/2021	Advance Stores Company Inc	165394	24.78	#2194-639623 - Part for Unit #402
8/27/2021	Advance Stores Company Inc	165394	9.37	#2194-640689 - Part for Unit #231-13
8/27/2021	Advance Stores Company Inc	165394	73.80	#2194-640585 - Part for Stock #1791
8/27/2021	Advance Stores Company Inc	165394	118.70	#2194-640314 - Part for Stock #1148
8/27/2021	AmWINS Group Benefits Inc	165395	1171.26	Additional Ee Insurance
8/27/2021	Aqueous Solution Inc	165396	528.75	NRC Pool Chemicals
8/27/2021	Aqueous Solution Inc	165396	658.45	New Recreation Center Pool Chemicals
8/27/2021	Aqueous Solution Inc	165396	3069.43	Kiwanis Pool Chemicals
8/27/2021	Aqueous Solution Inc	165396	558.00	Kiwanis Pool Chemicals
8/27/2021	Aqueous Solution Inc	165396	418.14	Kiwanis Pool Chemicals
8/27/2021	Aqueous Solution Inc	165396	549.90	Kiwanis Pool Chemicals
8/27/2021	Aqueous Solution Inc	165396	1234.25	NRC Pool Chemicals
8/27/2021	Bailhache Amanda Lee	165399	4777.00	Judge Bailhache Salary for August 2021
8/27/2021	Barnes David B	165400	2475.00	Pirate throne for the 2021 pirate fest
8/27/2021	Benefit Technology Resources LLC	165401	228.00	Benefits Admin
8/27/2021	Benjamin Kevin	165402	2438.49	Final Restitution C216445
8/27/2021	Biggins James	165404	507.92	Post Employment Benefits
8/27/2021	Brinegar Joy	165406	75.00	Per Diem-CPPC 2021
8/27/2021	Brink's Incorporated	165407	104.96	Courier Services
8/27/2021	Brink's Incorporated	165407	243.51	Courier Services
8/27/2021	Brink's Incorporated	165407	104.97	Courier Services
8/27/2021	Bruckner Truck Sales	165409	153.87	#XA119009632:01
8/27/2021	Cintas Corporation No 2	165410	85.85	#4092626041 - Mat Rental for M&O Bldg. & Sign Shop
8/27/2021	Cintas Corporation No 2	165410	85.85	#4091903588 - Mat Rental for M&O Bldg. & Sign Shop
8/27/2021	Cintas Corporation No 2	165410	30.61	#4092626041 - Shop Towel & Soao Rental for Fleet Shop
8/27/2021	Cintas Corporation No 2	165410	30.61	#4091903588 - Shop Towel & Soap Rental For Fleet Shop
8/27/2021	Clearesult Consulting Inc	165411	200.00	one program visit - May 2021
8/27/2021	Clearesult Consulting Inc	165411	200.00	Program visits for June 2021
8/27/2021	Clearesult Consulting Inc	165411	200.00	Program visits for July 2021
8/27/2021	Cogent	165412	2400.00	Kiwanis Pool Emergency Pump Repair
8/27/2021	Colorado Community Media	165414	16.88	LEGAL NOTICES NORTHGLENN REC CENTER
8/27/2021	Colorado Occupational Medicine Physicians	165415	93.00	Drug Screens
8/27/2021	Colorado Occupational Medicine Physicians	165415	105.00	Drug Screens
8/27/2021	Colorado Occupational Medicine Physicians	165415	95.00	Drug Screen/Physical
8/27/2021	Colorado Occupational Medicine Physicians	165415	135.00	Drug Screen/Physical
8/27/2021	Colorado Occupational Medicine Physicians	165415	35.00	Drug Screen
8/27/2021	Colorado Occupational Medicine Physicians	165415	95.00	Drug Screen/Physical
8/27/2021	Colorado Occupational Medicine Physicians	165415	100.00	Drug Screens/Physicals
8/27/2021	Colorado Occupational Medicine Physicians	165415	960.00	Drug Screens?Physicals
8/27/2021	Colorado Occupational Medicine Physicians	165415	190.00	Drug Screens/Physicals
8/27/2021	Colorado Occupational Medicine Physicians	165415	44.00	Drug Screen
8/27/2021	Colorado Occupational Medicine Physicians	165415	100.00	Drug Screen/Physical
8/27/2021	Colorado Occupational Medicine Physicians	165415	190.00	DOT Exam

8/27/2021	Colorado Occupational Medicine Physicians	165415	95.00	Drug Screens/Physicals
8/27/2021	Colorado Outdoor Inc	165416	450.00	Programing fee for digital sign
8/27/2021	Complete Auto Glass Inc	165417	255.00	#86781 - Windshield Replacement In Unit #402
8/27/2021	CPS Distributors Inc	165418	180.56	Sprinkler heads solenoids
8/27/2021	CPS Distributors Inc	165418	40.33	Irrigation supplies
8/27/2021	CPS Distributors Inc	165418	258.14	Heads and valve key
8/27/2021	CPS Distributors Inc	165418	160.91	pop ups
8/27/2021	CPS Distributors Inc	165418	216.40	Solenoids and wiring
8/27/2021	Cromley Juliet Lane-Spradley	165419	639.00	Belly Dance Instructor July/August 2021
8/27/2021	Cruz Beatrix Cha Cha	165420	61.20	Zumba Instructor August 3 - 12 2021
8/27/2021	Cummins Inc	165421	204.55	#42-94660 - Part for Unit #170-13
8/27/2021	Delta Dental Plan of Colo	165422	171.28	Cobra Dental
8/27/2021	Delta Dental Plan of Colo	165422	11292.43	Ee Dental Insurance
8/27/2021	Denver Industrial Sales & Service Co	165424	720.16	Cold mix
8/27/2021	Earth Green Soil Amenities Inc	165428	6825.31	Claim #21000021
8/27/2021	Earth Green Soil Amenities Inc	165428	215.00	Claim #21000020
8/27/2021	Earth Green Soil Amenities Inc	165428	2175.00	Claim #21000019
8/27/2021	Ensey Eric	165429	120.00	PerDiem
8/27/2021	Envirotech Services Inc	165430	2734.02	Ice Slicer RS early fill
8/27/2021	Envirotest Systems Corp	165431	275.00	#CO-0708 - July Emissions Tests for City Vehicles
8/27/2021	Factory Motor Parts Co	165433	140.00	#39-413851 - Part for Stock #5058
8/27/2021	Factory Motor Parts Co	165433	8.99	#39-414024 - Part for Stock #4068
8/27/2021	Factory Motor Parts Co	165433	78.65	#127-127824 - Part for Stock #1475
8/27/2021	Factory Motor Parts Co	165433	78.65	#135-119812 - Part for Stock #1475
8/27/2021	Factory Motor Parts Co	165433	495.91	#24-2343328 - Part for Unit #1475 & #5055
8/27/2021	Faris Machinery	165434	46.97	#C61455 - Parts for Unit #194-14
8/27/2021	Galls Parent Holdings LLC	165437	445.50	DC Darlin's Vest - Department Share
8/27/2021	Galls Parent Holdings LLC	165437	445.50	DC Darlin's Vest - BVP Reimbursement
8/27/2021	Gatlin Geoffrey	165438	60.00	Partial Restitution C213111
8/27/2021	Genuine Parts Company	165440	15.16	#3394 -525065 - Part for Unit #300-09
8/27/2021	Genuine Parts Company	165440	6.57	#3394-524754 - Part for Unit #739-14
8/27/2021	Genuine Parts Company	165440	100.03	#3394-524516 - Shop Supply
8/27/2021	Genuine Parts Company	165440	4.54	#3394 -525629 - Part for Unit #224-16
8/27/2021	Genuine Parts Company	165440	7.68	#3394-524994 - Part for Unit #109-20
8/27/2021	Genuine Parts Company	165440	13.46	#3394 -525065 - Part for Unit #300-09
8/27/2021	Gesi Paul	165441	135.87	Reconcile Det. Gesi for fuel cost to IAME (NV) on July 17-23
8/27/2021	Golf & Sport Solutions	165442	660.00	Mound clay
8/27/2021	Hoffmann Parker Wilson & Carberry PC	165444	15802.69	City attorney fee for July 2021
8/27/2021	Honnen Equipment Co	165445	501.04	#1295706 - Part for Unit #710
8/27/2021	Insight Public Sector Inc	165447	12336.48	GroupWise to Exchange Migration services as outlined in the SOW
8/27/2021	Integral Recoveries Inc	165448	2518.75	Collections payment for July 2021
8/27/2021	Johnson Candy	165450	1837.50	Compensation Consulting Services
8/27/2021	Kaiser Permanente	165451	354.68	RetireeHealth Insurance
8/27/2021	Kaiser Permanente	165451	2766.38	Cobra Health Insurance
8/27/2021	Kaiser Permanente	165451	220627.30	Ee Health Insurance
8/27/2021	KECI Colorado Inc	165452	6300.00	120th & Huron Pothole Repair
8/27/2021	King Scott	165454	100.00	Theatre Tech Sub August 3 2021
8/27/2021	L L Johnson Distributing Company	165455	98.34	#1862289-00 - Part for Unit #514-16
8/27/2021	Law Office of Kevin C Flesch LLC	165456	835.00	Court Appt. Atty for July 2021
8/27/2021	Loveland Jason	165457	75.00	Per Diem-CPPC 2021
8/27/2021	Mac Equipment Inc	165458	393.74	#356534 - Part for Unit #597-10
8/27/2021	Mac Equipment Inc	165458	172.71	#357291 - Part for Unit #597-10
8/27/2021	Mac Equipment Inc	165458	391.89	#359428 - Part for Unit #597-10
8/27/2021	Mac Equipment Inc	165458	52.01	#359430 - Part for Unit #597-10
8/27/2021	Marburger Eric S	165460	4800.00	Consulting services related to Municipal Court Review
8/27/2021	Mitchell Violet	165461	115.00	Theatre House Sub Manager August 6 2021
8/27/2021	Mook Malachi	165462	333.33	Intern work for ED on 7/28 8/4 8/11 8/14/21
8/27/2021	O'meara Ford Center Inc	165466	112.18	#242662 - Part for Unit #246-13
8/27/2021	O'meara Ford Center Inc	165466	200.00	#242278 - Part for Unit #246-13
8/27/2021	O'meara Ford Center Inc	165466	-125.20	#CM242278 - Part Return
8/27/2021	OpenGov Inc.	165467	24996.50	Professional Services
8/27/2021	Phantom Enterprises Inc	165468	4640.00	Entertainers for 2021 Pirate Fest
8/27/2021	Potestio Brothers Equipment Co	165470	13.09	#20725P - Parts for Unit #571-19
8/27/2021	Potestio Brothers Equipment Co	165470	68.14	#20724P - Parts for Unit #571-19
8/27/2021	Price Brandon	165472	430.00	Theatre Instuctor July 28 - August 4 2021
8/27/2021	Pros Plus LLC	165473	126.00	Softball Umpires August 8 2021
8/27/2021	Rannebarger Bobby	165477	133.30	RecTrac Refund
8/27/2021	Red Arrow Corporation	165478	558.41	Soap for wash bay
8/27/2021	RingCentral Inc	165480	4527.17	August hosted VoIP service
8/27/2021	S & B Confluence-Co LLC	165481	4115.69	Custodial Service for August 2021.
8/27/2021	SBRK Finance Holdings Inc	165482	45812.70	Annual maintenance fees for software system
8/27/2021	Schraeder Megan	165483	90.00	Audition Class August 3 2021

8/27/2021	Scudder Press Inc	165485	1634.61	postcards - COMP plan
8/27/2021	Shube Dan	165486	75.00	Per Diem-CPPC 2021
8/27/2021	Signature Offset LLC	165487	4486.70	Fall 2021 Activity Guide Printing and Mailing
8/27/2021	Small Johanna	165488	75.00	Per Diem-CPPC 2021
8/27/2021	Smith Becky	165489	120.00	Per Diem
8/27/2021	Solsbury Hill LLC	165490	111.67	Latching
8/27/2021	Stokes Steven	165491	210.00	Expense Reimbursement
8/27/2021	Thibodeau Jamie	165493	75.00	Per Diem-CPPC 2021
8/27/2021	United Site Services	165494	326.00	Deluxe restrooms and hand sanitizer for National Night Out
8/27/2021	United Site Services	165494	325.80	Restrooms for Alvin Thomas Park event
8/27/2021	United Site Services	165494	326.00	Deluxe restrooms and hand sanitizer for National Night Out
8/27/2021	United Site Services	165494	325.80	Restrooms for Village Greens II park event
8/27/2021	United Site Services	165494	262.50	Restrooms for special event
8/27/2021	United Site Services	165494	326.00	Deluxe restrooms and hand sanitizer for National Night Out
8/27/2021	United Site Services	165494	325.80	Restrooms for Danahy Park event
8/27/2021	United Site Services	165494	326.00	Restrooms for Grab N Go Rotary Park
8/27/2021	United Site Services	165494	325.80	Restrooms for Huron Crossing Park event
8/27/2021	United Site Services	165494	325.80	Restrooms for Malley Park event
8/27/2021	United Site Services	165494	326.00	Restrooms for Grab N Go Fox Run North Park
8/27/2021	United Site Services	165494	575.00	EB Restrooms
8/27/2021	Verizon Connect NWF Inc	165495	110.14	July GPS code vehicles
8/27/2021	Verizon Connect NWF Inc	165495	13.00	July GPS theater trailer
8/27/2021	Verizon Connect NWF Inc	165495	32.38	July GPS street sweepers
8/27/2021	Waldman Angila	165497	100.00	Audition Camp August 5 2021
8/27/2021	Watts Gabriela	165498	120.00	x2 Sp. Interpreters 7/22/21
8/27/2021	Webber Robert	165499	75.00	Per Diem-CPPC 2021
8/27/2021	Xcel Energy	165500	1380.91	Electric/Gas Usage
8/27/2021	Xcel Energy	165500	217.09	Electric/Gas Usage
8/27/2021	Xcel Energy	165500	7589.58	Electric/Gas Usage
8/27/2021	Xcel Energy	165500	13553.04	Electric/Gas Usage
8/27/2021	Xcel Energy	165500	5581.66	Electric/Gas Usage
8/27/2021	Xcel Energy	165500	7957.19	Electric/Gas Usage
8/27/2021	Xcel Energy	165500	216.98	Electric/Gas Usage

Capital Projects Fund

8/6/2021	Xcel Energy	165270	167.73	Gas/Electric Usage
8/13/2021	Atkins North America Inc	165276	1695.00	Invoicing period from 05/31/2021 to 07/04/2021
8/13/2021	TechCon Infrastructure LLC	165354	35799.05	Period from 06/01/2021 to 06/30/2021
8/13/2021	Stanley Consultants	165356	1260.00	Services from June 27 2021 to July 17 2021
8/27/2021	Brannan Sand & Gravel Company LLC	165405	672438.98	Period to 07/20/2021
8/27/2021	Division of Oil and Public Safety	165425	30.00	Conveyance certificate
8/27/2021	Division of Oil and Public Safety	165425	30.00	Conveyance certificate
8/27/2021	Felsburg Holt & Ullevig Inc	165436	14003.45	Period from 07/01/2021 to 07/31/2021
8/27/2021	Felsburg Holt & Ullevig Inc	165436	56013.80	Period from 07/01/2021 - 07/31/2021
8/27/2021	Phantom Enterprises Inc	165468	3960.00	Bands for New Rec Center Grand Opening Celebration
8/27/2021	PlayPower LT Farmington Inc	165469	807.00	Slide elbow and Hardward
8/27/2021	Xcel Energy	165500	169.97	Electric/Gas Usage

Water Fund

8/13/2021	BARRY ODELL	165279	45.65	Refund Check 012383-000 11578 COMM CTR DR 75
8/13/2021	CRESPIN CATHERINE	165303	78.29	Refund Check 024151-000 2335 E 110TH DR
8/13/2021	KOONTZ C W	165331	482.62	Refund Check 010934-000 10856 PEARL ST
8/13/2021	SWEET STACEY	165359	7.43	Refund Check 021092-000 2274 E 109TH PL
8/27/2021	MACDOUGALD MICHAEL	165459	100.00	Refund Check 005601-000 840 NIVER AVE
8/27/2021	STOKKE HANS	165492	195.94	Refund Check 021271-000 536 NIVER AVE
8/13/2021	Kiewit Building Group Inc	165329	2000.00	Construction Water Meter Deposit Refund
8/27/2021	Integrated Water Services Inc	165449	1965.00	Construction Meter Deposit Refund Less Missing Wrench (Bunker H)
8/27/2021	Delta Dental Plan of Colo	165422	2241.77	Ee Dental Insurance
8/27/2021	Kaiser Permanente	165451	42512.48	Ee Health Insurance
8/27/2021	AmWINS Group Benefits Inc	165395	345.24	Additional Ee Insurance
8/6/2021	Colorado Dept of Revenue	165263	22.50	Employee Withholding
8/20/2021	Colorado Dept of Revenue	165378	22.50	Employee Withholding
8/27/2021	Hoffmann Parker Wilson & Carberry PC	165444	92.50	City attorney fee for July 2021 - water
8/27/2021	Kaiser Permanente	165451	354.69	RetireeHealth Insurance
8/13/2021	MissionSquare	165338	3374.56	GEP Admin Allowance Fees
8/13/2021	Malwarebytes	165335	1597.38	Malwarebytes annual renewal - Endpoint Protection and Premium Su
8/27/2021	SBRK Finance Holdings Inc	165482	15270.90	Annual maintenance fees for software system

8/20/2021	CenturyLink QC	165376	257.39	Phones 303.452.2257
8/27/2021	RingCentral Inc	165480	1509.05	August hosted VoIP service
8/27/2021	OpenGov Inc.	165467	24996.50	Professional Services
8/13/2021	Brink's Incorporated	165283	290.62	Courier Services
8/13/2021	Brink's Incorporated	165283	364.27	Courier Services
8/27/2021	Brink's Incorporated	165407	365.26	Courier Services
8/6/2021	Output Services Inc	165268	4800.00	UB Annual Postage 2021
8/6/2021	Output Services Inc	165268	984.26	UB Annual Printing 2021
8/27/2021	Colorado Occupational Medicine Physicians	165415	44.00	Drug Screen
8/13/2021	Heaton Corporation	165323	862.00	July janitorial services M&O W/WWTP
8/13/2021	CenturyLink QC	165288	41.62	Phones 3039209057
8/13/2021	CenturyLink QC	165288	757.12	Phones 3031119601
8/27/2021	Colorado Occupational Medicine Physicians	165415	76.50	Drug Screen/DOT Exam
8/27/2021	Colorado Occupational Medicine Physicians	165415	76.50	Drug Screen/DOT Exam
8/27/2021	Raatz William Adam	165476	1025.50	On-Call Engineering Consultant - Drying Basin Work
8/27/2021	Absolute Graphics	165390	24.78	Apparel NH JW
8/13/2021	Hazen and Sawyer D.P.C.	165322	5617.50	AWIA Risk & Resilience Service through 7/9/2021
8/27/2021	Colorado Occupational Medicine Physicians	165415	100.00	Drug Screen/Physical
8/27/2021	Colorado Occupational Medicine Physicians	165415	300.00	Drug Screens/Physicals
8/27/2021	Hazen and Sawyer D.P.C.	165443	2650.00	AWIA Risk & Resilience service through 7/31/2021
8/13/2021	Browns Hill Engineering & Controls Inc	165284	250.00	Booster Farm Issues
8/27/2021	Keesen Landscape Management Inc	165453	1200.00	WTP Weed Control Spraying
8/27/2021	Keesen Landscape Management Inc	165453	1590.00	WTP Native Mowing
8/13/2021	CenturyLink QC	165288	125.67	Phones 3034511289
8/13/2021	Chemtrade Chemicals Corporation	165289	4485.68	DLVD: 7/28/21 Alum Sulfate 11.719 @ \$382.77
8/13/2021	DPC Industries Inc	165308	4259.97	DLVD: 7/26/21 Sodium Hydro 3972 gals @ \$1.07 per gal
8/13/2021	DPC Industries Inc	165308	6274.86	Sodium Hypochlorite 4547 gals @ \$1.38
8/13/2021	Harcros Chemicals Co	165320	-3000.00	Sodium Permanganate 20%
8/13/2021	Harcros Chemicals Co	165320	6269.09	DVLD: 7/28/21 Sodium P 263 gals @ \$ 12.42 per gal.
8/27/2021	DPC Industries Inc	165426	6203.11	DLVD: 8/2/21 Sodium Hypo 6203.11 gals @ \$1.38
8/27/2021	Evoqua Water Technologies LLC	165432	769.83	DLVD: 8/10/21 49 bags of Salt
8/27/2021	Nalco Company LLC	165465	7940.70	DLVD: 8/10/21 Cat-Floc 4590 lbs @ 1.73
8/27/2021	Nalco Company LLC	165465	7940.70	DLVD: 8/17/2021 Cat-Floc 4509 lbs @ \$1.73 per lb
8/27/2021	Municipal Treatment Equipment Inc	165464	157.00	Chemical Line Mainenance
8/27/2021	Xcel Energy	165500	21524.66	Electric/Gas Usage
8/27/2021	Colorado Occupational Medicine Physicians	165415	100.00	Drug Screens/Physicals
8/27/2021	General Air Service & Supply Co	165439	11.80	WWTP Lab - Cylinder Rentals
8/13/2021	Idexx Distribution Inc	165326	326.41	Lab Supplies - Coliform & HPC
8/13/2021	VWR Funding Inc	165368	84.49	Lab Supplies - Tips Rack
8/27/2021	Idexx Distribution Inc	165446	1097.13	Lab Supplies - Gamma Cololert & Quanti Tray
8/27/2021	VWR Funding Inc	165496	70.47	Lab Supplies - Cuvettes
8/27/2021	VWR Funding Inc	165496	198.20	Lab Supplies - Buffer & Sensor Cap Replacement
8/27/2021	VWR Funding Inc	165496	89.72	Lab Supplies 2.25 MIL PE PK500
8/27/2021	Colorado Occupational Medicine Physicians	165415	47.50	DOT Exam
8/13/2021	Denver Electric Motor Sales and Service Inc	165305	153.50	Submersible Pump Cable Replacement
8/13/2021	Core & Main LP	165301	210.20	Pump Maintenance Supplies
8/13/2021	Graybar Electric Company Inc.	165318	152.50	Chm. Bldg. Light Upgrade Supplies
8/13/2021	Pipestone Equipment LLC	165345	1074.22	Booster Station Supplies
8/27/2021	Denver Electric Motor Sales and Service Inc	165423	4504.74	#3 Motor Rebuild Booster Station
8/27/2021	Colorado Occupational Medicine Physicians	165415	96.50	Drug Screen/DOT Exam
8/27/2021	Colorado Occupational Medicine Physicians	165415	150.00	Drug Screen/Physical
8/13/2021	UNCC	165362	506.88	#221071025 - RTL Transmissions Through 7/31/2021
8/27/2021	Verizon Connect NWF Inc	165495	32.38	July GPS utility vehicles
8/13/2021	Blackburn Manufacturing Company	165281	1917.00	#0654125-IN - Marking Paint
8/27/2021	Red Arrow Corporation	165478	558.42	Soap for wash bay
8/27/2021	Badger Meter Inc	165398	40439.04	#1450534 - Residential Water Reader (ERT)
8/27/2021	Badger Meter Inc	165398	40657.17	#1451696 - Residential Water Reader (ERT) Purchase
8/27/2021	Badger Meter Inc	165398	4402.29	#1450999 - Residential Water Readers (ERT)
8/27/2021	Badger Meter Inc	165398	300.00	#1451695 - Residential Water Reader (ERT) Purchase
8/27/2021	Badger Meter Inc	165398	50548.80	#1451000 - Residential Water Readers (ERT)
8/27/2021	Badger Meter Inc	165398	300.00	#1451694 - CO #3 - 3) Residential Water Meter Registers
8/27/2021	Badger Meter Inc	165398	141.97	#1450999 - Residential Water Meter Readers (ERT)
8/27/2021	Absolute Graphics	165390	56.75	Apparel JS
8/27/2021	Farmers Reservoir & Irrigation	165435	7316.94	#2023821-IN - March 2021 Billing
8/27/2021	Farmers Reservoir & Irrigation	165435	-138.52	#2023738-CM Arvada 6% Monthly Credit (February 2021 Bill)
8/27/2021	Prairie Dog Pros LLC	165471	425.00	#1534 - Monthly Prairie Dog Maintenance Service
8/27/2021	Absolute Graphics	165390	61.91	Apparel TM AR
8/27/2021	Xcel Energy	165500	133.46	Electric/Gas Usage
8/13/2021	Element Water Consulting Inc	165310	13045.00	#NOR29 - Water Rights Services Through 7-25-21
8/6/2021	City of Northglenn	165262	875.00	July Water Rebates
8/27/2021	Resource Central	165479	1987.50	#5265 - July 2021 Slow The Flow: Outdoor
8/13/2021	Hach Company	165319	10900.00	Laboratory and Operation Management System Project TRAINING

8/13/2021	Hazen and Sawyer D.P.C.	165322	252.50 Solids Handling Service through 7/22/2021
8/13/2021	Hazen and Sawyer D.P.C.	165322	72536.50 Solids Handling Service through 7/22/2021
8/13/2021	Hazen and Sawyer D.P.C.	165322	1985.00 ETSW Filter Implementation service through 7/22/2021

Wastewater Fund

8/13/2021	SWEET STACEY	165359	19.60 Refund Check 021092-000 2274 E 109TH PL
8/27/2021	Delta Dental Plan of Colo	165422	1027.62 Ee Dental Insurance
8/27/2021	Kaiser Permanente	165451	19695.70 Ee Health Insurance
8/27/2021	AmWINS Group Benefits Inc	165395	184.13 Additional Ee Insurance
8/6/2021	Colorado Dept of Revenue	165263	22.50 Employee Withholding
8/20/2021	Colorado Dept of Revenue	165378	22.50 Employee Withholding
8/27/2021	Colorado Occupational Medicine Physicians	165415	47.50 DOT Exam
8/27/2021	DVL Group Inc	165427	5300.00 Generac Generator Annual PM
8/27/2021	Colorado Occupational Medicine Physicians	165415	96.50 Drug Screen/DOT Exam
8/27/2021	Colorado Occupational Medicine Physicians	165415	150.00 Drug Screen/Physical
8/20/2021	Xcel Energy	165387	450.01 Gas/Electric Usage
8/27/2021	Xcel Energy	165500	7936.07 Electric/Gas Usage
8/13/2021	Browns Hill Engineering & Controls Inc	165284	515.30 Ammonia Probe Service
8/13/2021	Colorado Analytical Lab	165293	84.00 BOD-5 Analysis
8/13/2021	Colorado Analytical Lab	165293	384.00 Total Metals Sulfate Sulfide Phenols BOD5
8/13/2021	Colorado Analytical Lab	165293	84.00 BOD-5 Analysis
8/13/2021	Suez WTS Analytical Instruments Inc	165358	120.75 Mixed Bed Analysis.
8/27/2021	ACZ Laboratories Inc	165391	300.00 Nonylphenol Analysis
8/27/2021	Colorado Analytical Lab	165413	208.00 Metals Sulfate Sulfide Chlorine BOD5 Analysis
8/27/2021	Colorado Analytical Lab	165413	56.00 BOD5 Analysis
8/27/2021	Keesen Landscape Management Inc	165453	6150.00 WWTP Native Mowing
8/27/2021	Mountain View Water Users	165463	52.00 9000 gallons of water usage
8/27/2021	Quality Well And Pump	165475	189.45 Agricultural Maintenance - U-Joint Repair Tower #9
8/27/2021	Quality Well And Pump	165475	1538.78 Agricultural Maintenance - Tire Repair Tower #9
8/27/2021	Quality Well And Pump	165475	1463.01 Agricultural Maintenance - Tire Repair Tower #9
8/27/2021	Quality Well And Pump	165475	640.06 Agricultural Maintenance - Motor Repair Tower #7
8/13/2021	Evoqua Water Technologies LLC	165312	17392.96 DLVD 6/25/21 Biocide+71 3848 gals @ \$4.52 per gal
8/13/2021	Evoqua Water Technologies LLC	165312	17402.00 DLVD: 7/18/21 Biocide+ 3850 gal @ \$4.52 per gal.
8/27/2021	Browns Hill Engineering & Controls Inc	165408	577.95 Power Supply
8/6/2021	Xcel Energy	165270	44.54 Gas/Electric Usage
8/6/2021	Xcel Energy	165270	58.58 Gas/Electric Usage
8/27/2021	Xcel Energy	165500	57.68 Electric/Gas Usage
8/27/2021	Xcel Energy	165500	44.55 Electric/Gas Usage
8/13/2021	BT Construction	165286	1332360.10 Force Main Construction Service through 7/29/2021
8/27/2021	Providence Infrastructure Consultants Inc	165474	26958.66 Odor Mitigation Service Through 7/30/2021
8/27/2021	Providence Infrastructure Consultants Inc	165474	27652.51 Lift Station A consultant service through 7/30/2021

Stormwater Fund

8/13/2021	SWEET STACEY	165359	1.67 Refund Check 021092-000 2274 E 109TH PL
8/27/2021	Delta Dental Plan of Colo	165422	151.19 Ee Dental Insurance
8/27/2021	Kaiser Permanente	165451	460.15 Ee Health Insurance
8/13/2021	Colorado Dept of Public Health	165296	1053.00 #WM221111941 - Annual Fee 7-1-21/6/30-22 Permit #COR090010

Sanitation Fund

8/13/2021	SWEET STACEY	165359	13.33 Refund Check 021092-000 2274 E 109TH PL
8/27/2021	Delta Dental Plan of Colo	165422	686.66 Ee Dental Insurance
8/27/2021	Kaiser Permanente	165451	14321.67 Ee Health Insurance
8/27/2021	AmWINS Group Benefits Inc	165395	1.77 Additional Ee Insurance
8/13/2021	LBA Associates Inc	165334	560.00 finalization of waste optimization report
8/27/2021	Xcel Energy	165500	180.53 Electric/Gas Usage
8/27/2021	Colorado Occupational Medicine Physicians	165415	95.00 DOT Exam
8/27/2021	Colorado Occupational Medicine Physicians	165415	58.00 Drug Screen
8/27/2021	BFI Waste Systems of North America	165403	11408.59 July 16-31 landfill services
8/27/2021	Verizon Connect NWF Inc	165495	145.71 July GPS trash trucks
8/13/2021	West Direct Oil LLC	165371	871.42 #10387749 - Trash Truck Grease
8/13/2021	West Direct Oil LLC	165371	1004.20 #10382878 - Grease for Trash Trucks
8/27/2021	Red Arrow Corporation	165478	558.42 Soap for wash bay
8/13/2021	Whitesides Boots & Clothing	165372	139.99 Work boots DW

Grand Total	\$ 3,459,515.05
-------------	-----------------

CITY OF NORTHGLENN
MAYOR / CITY COUNCIL
2021 OPERATING EXPENDITURES

COUNCILPERSON

DATE	TYPE	VENDOR	TOTAL	COUNCILPERSON										Comment
				Council Wide	Mayor Leighty	Witkovich	Peterson	Downing	Brown	Goff	Mullica	Esquibel/ Lukeman- Hiramasa	Willford	
General Fund 10														
61100 Professional Services														
01/28/21	Check	Bowditch & Cassell Public Affairs	3,000.00	3,000.00										Legislative Lobbying Services
02/05/21	Check	Bowditch & Cassell Public Affairs	3,000.00	3,000.00										Legislative Lobbying Services
02/25/21	Check	Hoffmann, Parker, Wilson, & Carberry PC	14,052.94	14,052.94										City Attorney Fee for January 2021
02/25/21	Check	Hoffmann, Parker, Wilson, & Carberry PC	3,000.00	3,000.00										Prosecuting Attorney for January
03/08/21	Check	Hoffmann, Parker, Wilson, & Carberry PC	10,488.50	10,488.50										City Attorney Fee for February 2021
03/08/21	Check	Hoffmann, Parker, Wilson, & Carberry PC	3,000.00	3,000.00										Prosecuting Attorney for February
03/29/21	Check	Bowditch & Cassell Public Affairs	3,000.00	3,000.00										Legislative Lobbying Services
04/08/21	Check	Hoffmann, Parker, Wilson, & Carberry PC	15,600.81	15,600.81										City Attorney Fee for March 2021
04/08/21	Check	Hoffmann, Parker, Wilson, & Carberry PC	3,000.00	3,000.00										Prosecuting Attorney for March
04/27/21	Check	Bowditch & Cassell Public Affairs	3,000.00	3,000.00										Legislative Lobbying Services
05/11/21	Check	Hoffmann, Parker, Wilson, & Carberry PC	16,641.55	16,641.55										City attorney fee for April 2021
05/11/21	Check	Hoffmann, Parker, Wilson, & Carberry PC	3,000.00	3,000.00										Prosecuting Attorney for April
06/02/21	Check	Bowditch & Cassell Public Affairs	3,000.00	3,000.00										Legislative Lobbying Services
06/10/21	Check	Hoffmann, Parker, Wilson, & Carberry PC	14,486.40	14,486.40										City attorney fee for May 2021
06/10/21	Check	Hoffmann, Parker, Wilson, & Carberry PC	3,000.00	3,000.00										Prosecuting Attorney for May
07/06/21	Check	Bowditch & Cassell Public Affairs	3,000.00	3,000.00										Legislative Lobbying Services
07/08/21	Check	Hoffmann, Parker, Wilson, & Carberry PC	14,674.15	14,674.15										City attorney fee for June 2021
07/08/21	Check	Hoffmann, Parker, Wilson, & Carberry PC	3,000.00	3,000.00										Prosecuting Attorney for June
07/28/21	Check	Bowditch & Cassell Public Affairs	3,000.00	3,000.00										Legislative Lobbying Services
08/10/21	Check	Hoffmann, Parker, Wilson, & Carberry PC	12,802.69	12,802.69										City Attorney fee for July 2021
08/10/21	Check	Hoffmann, Parker, Wilson, & Carberry PC	3,000.00	3,000.00										Prosecuting Attorney for July
08/31/21	Check	Bowditch & Cassell Public Affairs	3,000.00	3,000.00										Legislative Lobbying Services
Total Professional Services														
	Actual		143,747.04	143,747.04	-	-	-	-	-	-	-	-	-	-
	Budget		283,000.00	283,000.00	-	-	-	-	-	-	-	-	-	-
	Variance		139,252.96	139,252.96	-	-	-	-	-	-	-	-	-	-
61300 General Services														
07/31/21	GL	Paul D Weinrauch	225.00									225.00		
Total Office Supplies														
	Actual		225.00	-	-	-	-	-	-	-	-	225.00	-	City Council head shot
	Budget		-	-	-	-	-	-	-	-	-	-	-	
	Variance		(225.00)	-	-	-	-	-	-	-	-	(225.00)	-	
61500 Communication Services														
02/28/21	Pcard	Scudder Press	1,322.44											Ward 3 and Ward 4 neighborhood meeting postcards
03/31/21	Pcard	Scudder Press	668.51											Ward 2 neighborhood meeting postcards
03/31/21	Pcard	Scudder Press	608.62			304.31	304.31							Ward 1 neighborhood meeting postcards
04/30/21	Pcard	Scudder Press	668.51					334.25	334.26					Ward 2 neighborhood meeting postcards
04/30/21	Pcard	Scudder Press	625.15											Ward 4 neighborhood meeting postcards
05/31/21	Pcard	Scudder Press	697.29							348.64	348.65		312.58	312.57
05/31/21	Pcard	Scudder Press	660.15											Ward 4 vacancy postcards
06/30/21	Pcard	Scudder Press	740.12							370.06	370.06			Ward 3 neighborhood meeting postcards
06/30/21	Pcard	Northglenn Div of Central Services Postage	1,253.88	1,253.88										Ward 4 vacancy postcards postage
07/31/21	GL	USPS	3,966.23	3,966.23										Postage to mail out the meeting post cards
07/31/21	Pcard	Scudder Press	633.24										316.62	316.62
07/31/21	Pcard	Scudder Press	700.75			350.38	350.37							Ward 4 neighborhood meeting postcards
08/31/21	Pcard	Scudder Press	747.29							373.65	373.64			Ward 1 neighborhood meeting postcards
														Ward 3 neighborhood meeting postcards
Total Communication Services														
	Actual		13,292.18	5,220.11	-	654.69	654.68	668.51	668.51	1,441.00	1,440.99	1,271.86	1,271.83	
	Budget		17,085.00	17,085.00	-	-	-	-	-	-	-	-	-	
	Variance		3,792.82	11,864.89	-	(654.69)	(654.68)	(668.51)	(668.51)	(1,441.00)	(1,440.99)	(1,271.86)	(1,271.83)	
61600 Training/Registration														
01/31/21	Pcard	Bizjixthe Future	50.00							50.00				Webinar - What is the Future of our Cities
02/28/21	Pcard	Colorado Municipal League	49.00					49.00						2021 CML Legislative Workshop
07/31/21	Pcard	Colorado Municipal League	245.00											2021 CML fall conference
08/31/21	Pcard	Colorado Municipal League	245.00								245.00			2021 CML fall conference
08/31/21	Pcard	National League of Cities	660.00		660.00									Conference registration for fall NLC conference
Total Training/Registration														
	Actual		1,249.00	-	660.00	-	-	49.00	-	50.00	245.00	-	245.00	
	Budget		34,500.00	-	3,833.36	3,833.33	3,833.33	3,833.33	3,833.33	3,833.33	3,833.33	3,833.33	3,833.33	
	Variance		33,251.00	-	3,173.36	3,833.33	3,833.33	3,784.33	3,833.33	3,783.33	3,588.33	3,833.33	3,588.33	

CITY OF NORTHGLENN
MAYOR / CITY COUNCIL
2021 OPERATING EXPENDITURES

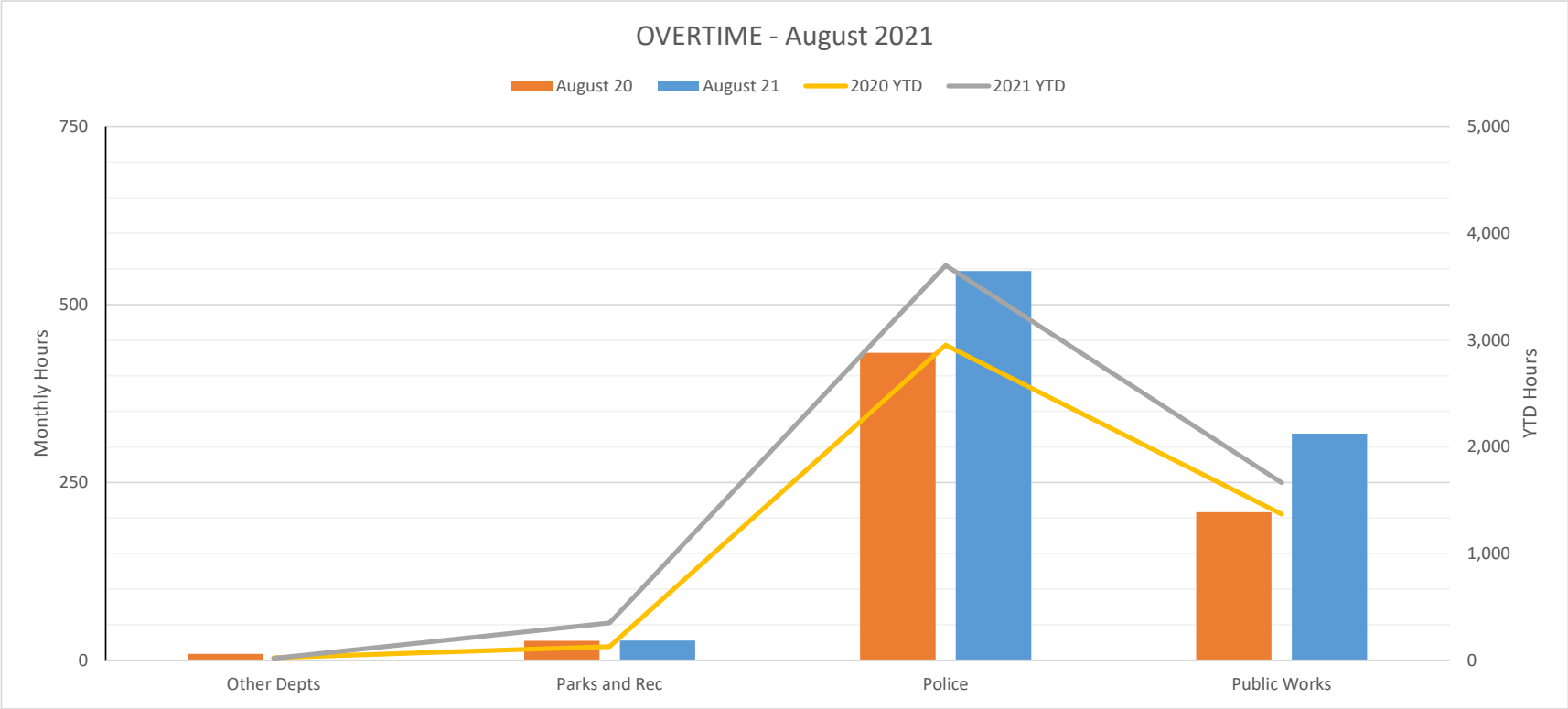
COUNCILPERSON

DATE	TYPE	VENDOR	TOTAL	Council		Mayor		Esquibel/ Lukeman-					Comment
				Wide	Leighty	Witkovich	Peterson	Downing	Brown	Goff	Mullica	Hiramasa	
62100 Office Supplies													
		Total Office Supplies											
		Actual	-	-	-	-	-	-	-	-	-	-	-
		Budget	-	-	-	-	-	-	-	-	-	-	-
		Variance	-	-	-	-	-	-	-	-	-	-	-
62300 Operating Supplies													
02/28/21	Pcard	Wm Supercenter	57.76	57.76									Supplies for 2021 City Council retreat
02/28/21	Pcard	Amzn Mktp Us	30.49	30.49									Supplies for 2021 City Council retreat
02/28/21	Pcard	Amzn Mktp Us	183.89	183.89									Supplies for 2021 City Council retreat
02/28/21	Pcard	Walgreens	123.51	123.51									Supplies for 2021 City Council retreat
02/28/21	Pcard	Amzn Mktp Us	764.69	764.69									Supplies for 2021 City Council retreat
02/28/21	Pcard	Wal-Mart	60.84	60.84									Supplies for 2021 City Council retreat
02/28/21	Pcard	Target	11.47	11.47									Supplies for 2021 City Council retreat
02/28/21	Pcard	King Soopers	36.47	36.47									Lunch money for city council 2021 retreat plus supplies
02/28/21	Pcard	Panera Bread	40.00	40.00									Lunch money for city council 2021 retreat plus supplies
02/28/21	Pcard	Qdoba	20.00	20.00									Lunch money for city council 2021 retreat plus supplies
02/28/21	Pcard	Amzn Mktp Us	50.68	50.68									Supplies for 2021 City Council retreat
02/28/21	Pcard	Sq Tazikis	20.00	20.00									Supplies for 2021 City Council retreat
02/28/21	Pcard	El Mirador	20.00	20.00									Lunch money for city council 2021 retreat
02/28/21	Pcard	Amzn Mktp Us	(444.41)	(444.41)									Return unused supplies for 2021 Council retreat
02/28/21	Pcard	Wm Supercenter	48.25	48.25									Supplies for 2021 City Council retreat
02/28/21	Pcard	Wm Supercenter	33.82	33.82									Supplies for 2021 City Council retreat
02/28/21	Pcard	Kaeser & Blair	261.41	261.41									Supplies for 2021 City Council retreat
02/28/21	Pcard	El Mirador	20.00	20.00									Lunch money for city council 2021 retreat
02/28/21	Pcard	First Watch	20.00	20.00									Lunch money for city council 2021 retreat
02/28/21	Pcard	Artistic Flowers and Gifts	125.00	125.00									Flowers to the family of former Mayor Donald Burback
02/28/21	Pcard	USPS	10.60	10.60									Postage to mail 2021 City Council retreat info to City Attorney
02/28/21	Pcard	Wm Supercenter	5.86	5.86									Supplies for 2021 City Council retreat
02/28/21	Pcard	The Candy Bar Wrapper	70.55	70.55									Supplies for 2021 City Council retreat
04/19/21	Check	Rachel Mitchell	297.00		54.00		54.00		54.00	54.00	54.00	27.00	2021 Police Award Banquet
05/31/21	Pcard	Amazon	94.99			94.99							Construction boots - Witkovich
05/31/21	Pcard	Hobby Lobby	70.96	70.96									Resignation gift - Esquibel
05/31/21	Pcard	Walgreens	6.68	6.68									Pictures - Esquibel
05/31/21	Pcard	Creative Awards	22.00	22.00									Plate for picture - Esquibel
05/31/21	Pcard	Jimmy Johns	167.26						83.63	83.63			Sandwiches for Ward 3 meeting
05/31/21	Pcard	The UPS Store	99.12	99.12									Shipping/materials - Esquibel
05/31/21	Pcard	Amazon	94.95						94.95				Construction boots - Goff
05/31/21	Pcard	Grubhub	100.00	100.00									Gift card - Willford
05/31/21	Pcard	Walgreens	84.24						42.12	42.12			Meeting supplies - Ward 3 neighborhood
06/30/21	Pcard	Walgreens	29.90								29.90		Outgoing pictures for Council member Esquibel
06/30/21	Pcard	Northglenn Minuteman Press	50.00								50.00		Business cards
06/30/21	Pcard	Creative Awards	18.00								18.00		Name badges
07/20/21	Check	Absolute Graphics	247.20	247.20									All american baseball caps
07/31/21	Pcard	Safeway	5.18			2.59	2.59						Ward 1 community meeting ice
07/31/21	Pcard	Amazon	96.89	96.89									Council meeting and study session meeting snacks
07/31/21	Pcard	Cakes by Karen	90.00			45.00	45.00						Ward 1 community meeting snacks
07/31/21	Pcard	Party City	113.92	113.92									Welcome back supplies for first meeting in the building
07/31/21	Pcard	Sq Kone Ice	75.00								37.50	37.50	Ward 4 community meeting snacks
07/31/21	Pcard	Walgreens	55.49	55.49									Goodie bags for welcome back meeting in person
07/31/21	Pcard	Panera Bread	243.26	243.26									Dinner meeting for Mayor, City Council, Leadership
07/31/21	Pcard	Target	110.09	110.09									Coffee pods and creamer for meetings
07/31/21	Pcard	Wm Supercenter	62.94	62.94									Council meeting and study session meeting snacks
07/31/21	Pcard	Creative Awards	57.15								57.15		Name badges and picture plates
08/31/21	Pcard	Deep Rock Water	47.90	47.90									Water for general meeting use
08/31/21	Pcard	El Mirador	197.49	197.49									Dinner meeting for Mayor, City Council, Leadership
08/31/21	Pcard	Office Depot	28.75			28.75							Rocking foot rest for council member
08/31/21	Pcard	Amazon	25.98	25.98									Council meeting and study session meeting snacks
08/31/21	Pcard	Amazon	25.00	25.00									Vegan city council snacks
08/31/21	Pcard	Creative Awards	11.00								11.00		Name plate
08/31/21	Pcard	Sq tazikis	562.28						281.14	281.14			Ward 3 meeting snacks
08/31/21	Pcard	Amazon	88.98	88.98									Council meeting and study session meeting snacks
08/31/21	Pcard	King Soopers	35.46	35.46									Coffee Creamers and coffee pods

CITY OF NORTHGLENN
MAYOR / CITY COUNCIL
2021 OPERATING EXPENDITURES

COUNCILPERSON

DATE	TYPE	VENDOR	TOTAL	COUNCILPERSON										Comment				
				Council Wide	Mayor Leighty	Witkovich	Peterson	Downing	Brown	Goff	Mullica	Esquibel/Lukemans	Willford					
08/31/21	Pcard	Noodles & Company	222.95	222.95													Dinner meeting for Mayor, City Council, Leadership	
Total Operating Supplies																		
		Actual	5,108.89	3,443.19	54.00	171.33	101.59	-	-	555.84	460.89	257.55	64.50					
		Budget	10,200.00	-	1,133.36	1,133.33	1,133.33	1,133.33	1,133.33	1,133.33	1,133.33	1,133.33	1,133.33	1,133.33	1,133.33	1,133.33	1,133.33	
		Variance	5,091.11	(3,443.19)	1,079.36	962.00	1,031.74	1,133.33	1,133.33	577.49	672.44	875.78	1,068.83					
68100 Dues/Fees																		
01/04/21	Check	United States Conference of Mayors	3,489.00	3,489.00													Annual member dues	
01/04/21	Check	Colorado Municipal League	21,918.00	21,918.00													Annual member dues	
01/04/21	Check	Adams Co Regional Economic Partnership	11,357.00	11,357.00													Annual member dues	
01/06/21	Check	Adams County Education Consortium	850.00	850.00													Annual member dues	
01/06/21	Check	Denver Regional Council of Governments	3,900.00	3,900.00													Annual member dues	
01/08/21	Check	Adams County Youth Initiative Inc	5,000.00	5,000.00													Annual member dues	
02/10/21	Check	Colorado Communities for Climate Action	5,000.00	5,000.00													Annual member dues	
02/23/21	Check	NATA	1,440.00	1,440.00													Annual member dues	
04/05/21	Check	Westminster 7:10 Rotary Foundation	5,000.00	5,000.00													Dolly Parton Imagination Library	
04/06/21	Check	Regional Air Quality Council	3,400.00	3,400.00													Annual 2021 dues	
07/06/21	Check	Denver Regional Council of Governments	3,900.00	3,900.00													Annual member dues	
07/28/21	Check	Civic Results	3,109.60	3,109.60													Annual member dues	
Total Dues/Fees																		
		Actual	68,363.60	68,363.60	-	-	-	-	-	-	-	-	-	-	-	-	-	
		Budget	71,400.00	71,400.00	-	-	-	-	-	-	-	-	-	-	-	-	-	
		Variance	3,036.40	3,036.40	-	-	-	-	-	-	-	-	-	-	-	-	-	
68200 Grants/Donations																		
03/24/21	Check	Northglenn Historic Preservation	5,000.00	5,000.00													Stonehocker/Thede Farmhouse	
03/25/21	Check	Northglenn Arts and Humanities	77,216.00	77,216.00													Per capita annual fee	
03/31/21	Check	Ralston House	1,036.58	1,036.58													Ralston House annual dinner	
06/30/21	Pcard	Five Star Education Foundation	310.88	310.88														
08/31/21	Pcard	Sq Northglenn Rotary	500.00	500.00														
08/31/21	Pcard	Casa of Adams & Broomfield	2,500.00	2,500.00														
08/31/21	Pcard	Early Childhood Partnership	300.00	300.00														
Total Grant/Donations																		
		Actual	86,863.46	86,863.46	-	-	-	-	-	-	-	-	-	-	-	-	-	
		Budget	123,905.00	123,905.00	-	-	-	-	-	-	-	-	-	-	-	-	-	
		Variance	37,041.54	37,041.54	-	-	-	-	-	-	-	-	-	-	-	-	-	
68900 Contingency																		
Total Contingency																		
		Actual	-	-	-	-	-	-	-	-	-	-	-	-	-	-	-	
		Budget	50,000.00	50,000.00	-	-	-	-	-	-	-	-	-	-	-	-	-	
		Variance	50,000.00	50,000.00	-	-	-	-	-	-	-	-	-	-	-	-	-	
General Fund 10 Totals																		
		Actual	318,849.17	307,637.40	714.00	826.02	756.27	717.51	668.51	2,046.84	2,146.88	1,754.41	1,581.33					
		Budget	590,090.00	545,390.00	4,966.72	4,966.66	4,966.66	4,966.66	4,966.66	4,966.66	4,966.66	4,966.66	4,966.66	4,966.66	4,966.66	4,966.66	4,966.66	
		Variance	271,465.83	237,752.60	4,252.72	4,140.64	4,210.39	4,249.15	4,298.15	2,919.82	2,819.78	3,437.25	3,385.33					
Water Fund 50																		
61100 Professional Services																		
02/05/21	Check	Hoffmann, Parker, Wilson, & Carberry PC	366.65	366.65													City Attorney Fee for January 2021	
03/08/21	Check	Hoffmann, Parker, Wilson, & Carberry PC	386.00	386.00													City Attorney Fee for February 2021	
06/10/21	Check	Hoffmann, Parker, Wilson, & Carberry PC	397.75	397.75													City Attorney Fee for May 2021	
07/08/21	Check	Hoffmann, Parker, Wilson, & Carberry PC	293.53	293.53													City Attorney Fee for June 2021	
08/10/21	Check	Hoffmann, Parker, Wilson, & Carberry PC	92.50	92.50													City Attorney Fee for July 2021	
Total Professional Services																		
		Actual	1,536.43	1,536.43	-	-	-	-	-	-	-	-	-	-	-	-	-	
		Budget	30,000.00	30,000.00	-	-	-	-	-	-	-	-	-	-	-	-	-	
		Variance	28,463.57	28,463.57	-	-	-	-	-	-	-	-	-	-	-	-	-	
Water Fund 50 Totals																		
		Actual	1,536.43	1,536.43	-	-	-	-	-	-	-	-	-	-	-	-	-	
		Budget	30,000.00	30,000.00	-	-	-	-	-	-	-	-	-	-	-	-	-	
		Variance	28,463.57	28,463.57	-	-	-	-	-	-	-	-	-	-	-	-	-	



CITY OF NORTHGLENN
Capital Improvement Program

Project Description	2021 Adopted Budget	YTD August 2021 Actuals		2022 Estimate	2023 Estimate	2024 Estimate	2025 Estimate	5-Year Total	Funding Source
		YTD Expenditures	Amount Remaining						
CONSERVATION TRUST FUND									
Greenway Trail Replacement	\$ 90,000	\$ -	\$ 90,000	\$ 50,000	\$ 50,000	\$ 50,000	\$ 50,000	\$ 290,000	CTF
Sensory Playground Repair	250,000	-	250,000	-	-	-	-	250,000	CTF
Jaycee Ballfield Lights	220,000	-	220,000	-	-	-	-	220,000	CTF
Bocce Ball Court	10,000	-	10,000	-	-	-	-	10,000	CTF
Total	\$ 570,000	\$ -	\$ 570,000	\$ 50,000	\$ 50,000	\$ 50,000	\$ 50,000	\$ 770,000	

CITY OF NORTHGLENN
Capital Improvement Program

Project Description	2021 Adopted Budget	YTD August 2021 Actuals		2022 Estimate	2023 Estimate	2024 Estimate	2025 Estimate	5-Year Total	Funding Source
		YTD Expenditures	Amount Remaining						
<u>CDBG FUND</u>									
Pedestrian Mobility	\$ -	\$ -	\$ -	\$ 225,000	\$ 225,000	\$ 225,000	\$ 225,000	\$ 900,000	CDBG
Total	\$ -	\$ -	\$ -	\$ 225,000	\$ 225,000	\$ 225,000	\$ 225,000	\$ 900,000	

CITY OF NORTHGLENN
Capital Improvement Program

Project Description	2021 Adopted Budget	YTD August 2021 Actuals		2022 Estimate	2023 Estimate	2024 Estimate	2025 Estimate	5-Year Total	Funding Source
		YTD Expenditures	Amount Remaining						
CAPITAL PROJECTS FUND									
ADCO Sensory Park Playground	\$ 375,000	\$ -	\$ 375,000	\$ -	\$ -	\$ -	\$ -	\$ 375,000	GRANT
Emergency Park Repairs	25,000	2,862	22,138	25,000	25,000	25,000	25,000	125,000	ADCOO
Tennis Court Repair	250,000	-	250,000	-	-	-	-	250,000	ADCOO
ADCO Wyco Tennis Court	300,000	-	300,000	-	-	-	-	300,000	GRANT
Justice Center West Park	20,203	20,097	106	-	-	-	-	20,203	ADCOO
Justice Center West Park	41,457	41,457	-	-	-	-	-	41,457	GRANT
Playground Equipment Replacement	100,000	-	100,000	50,000	50,000	50,000	50,000	300,000	ADCOO
E.B. Rains Renovation	750,000	-	750,000	-	-	-	-	750,000	ADCOO
Residential Street Program	1,250,000	784,730	465,270	1,250,000	1,250,000	1,250,000	1,250,000	6,250,000	ADCOT
Traffic Signal Program	80,825	30,825	50,000	50,000	50,000	50,000	50,000	280,825	ADCOT
Concrete Program	50,000	-	50,000	50,000	50,000	50,000	50,000	250,000	ADCOT
120th Ave Widening	3,789,461	86,894	3,702,567	-	-	-	-	3,789,461	4.000 MILLS
120th Ave Widening	6,542,705	308,064	6,234,641	-	-	-	-	6,542,705	GRANT
School Zone Safety	136,569	35,799	100,770	50,000	100,000	50,000	100,000	436,569	GENERAL
Civic Center Master Plan	24,057,887	13,425,860	10,632,027	-	-	-	-	24,057,887	DEBT PROCEEDS
City Hall Space Assessment	348,688	-	348,688	-	-	-	-	348,688	GENERAL
Traffic Calming	250,000	15,030	234,970	250,000	250,000	250,000	250,000	1,250,000	ADCOT
Community Center Dr Bridge	615,259	3,832	611,427	-	-	-	-	615,259	GENERAL
Civic Center Master Plan Ph2	455,562	39,791	415,771	-	-	-	-	455,562	1/2%
Connect Northglenn Striping	200,000	-	200,000	200,000	200,000	200,000	200,000	1,000,000	ADCOT
Traffic Signal Upgrade	1,200,000	-	1,200,000	-	-	-	-	1,200,000	GENERAL, GRANT
Major Arterial Rehabilitation	1,200,000	-	1,200,000	700,000	1,500,000	1,100,000	1,500,000	6,000,000	4.000 MILLS
Civic Center COP Debt	2,667,550	692,775	1,974,775	2,668,300	2,665,800	2,670,050	2,670,550	13,342,250	1/2%, MJ, GENERAL
Justice Center COP Debt	1,468,269	367,884	1,100,385	1,466,769	1,468,519	1,468,269	1,466,019	7,337,845	1/2%
Total	\$ 46,174,435	\$ 15,855,900	\$ 30,318,535	\$ 6,760,069	\$ 7,609,319	\$ 7,163,319	\$ 7,611,569	\$ 75,318,711	

CITY OF NORTHGLENN
Capital Improvement Program

Project Description	2021 Adopted Budget	YTD August 2021 Actuals		2022 Estimate	2023 Estimate	2024 Estimate	2025 Estimate	5-Year Total	Funding Source
		YTD Expenditures	Amount Remaining						
<u>WATER FUND</u>									
Water Line Replacement	\$ 218,130	\$ -	\$ 218,130	\$ 100,000	\$ 100,000	\$ 100,000	\$ 100,000	\$ 618,130	WF
Standley Lake Pipeline	150,000	150,000	-	150,000	150,000	150,000	150,000	750,000	WF
North Low Zone Tank Painting	439,419	-	439,419	275,000	-	-	-	714,419	WF
Lab Information Management System	137,239	48,916	88,323	-	-	-	-	137,239	WF
Waste Handling Improvements	3,727,633	183,535	3,544,098	-	-	-	-	3,727,633	WF
Filter to Waste Automation	436,850	23,940	412,910	-	-	-	-	436,850	WF
Bull Reservoir Pump Replacement	588,070	-	588,070	-	-	-	-	588,070	WF
ASR Wells & Infrastructure	-	-	-	2,000,000	-	-	-	2,000,000	WF
New Brantner Aug Station	-	-	-	20,000	-	-	-	20,000	WF
Automated Filter Backwash	-	-	-	1,100,000	-	-	-	1,100,000	WF
FHL Flume Webster Lake	-	-	-	45,000	-	-	-	45,000	WF
Lease Payments	1,014,760	16,222	998,538	1,010,464	-	-	-	2,025,224	WWF
Total	\$ 6,712,101	\$ 422,613	\$ 6,289,488	\$ 4,700,464	\$ 250,000	\$ 250,000	\$ 250,000	\$ 12,162,565	

CITY OF NORTHGLENN
Capital Improvement Program

Project Description	2021 Adopted Budget	YTD August 2021 Actuals		2022 Estimate	2023 Estimate	2024 Estimate	2025 Estimate	5-Year Total	Funding Source
		YTD Expenditures	Amount Remaining						
WASTEWATER FUND									
Collection System Rehab	\$ 419,950	\$ 158,356	\$ 261,594	\$ 250,000	\$ 250,000	\$ 250,000	\$ 250,000	\$ 1,419,950	WWF
Bunker Hill Lift Station	989,124	890,554	98,570	-	-	-	-	989,124	WWF
Lift Station A & Forcemain Replacement	27,465,941	8,830,916	18,635,025	-	-	-	-	27,465,941	WWF
Lift Station Flow Meters	500,000	-	500,000	-	-	-	-	500,000	WWF
Clarifier Rehabilitation	500,000	-	500,000	-	-	-	-	500,000	WWF
Revenue Bond Payments	1,097,636	270,729	826,907	1,304,042	1,535,050	1,690,650	1,634,250	7,261,628	WWF
Total	\$ 30,972,651	\$ 10,150,555	\$ 20,822,096	\$ 1,554,042	\$ 1,785,050	\$ 1,940,650	\$ 1,884,250	\$ 38,136,643	

CITY OF NORTHGLENN
Capital Improvement Program

Project Description	2021 Adopted Budget	YTD August 2021 Actuals		2022 Estimate	2023 Estimate	2024 Estimate	2025 Estimate	5-Year Total	Funding Source
		YTD Expenditures	Amount Remaining						
STORMWATER FUND									
Grange Hall Creek MDP & FHAD	\$ 70,000	\$ -	\$ 70,000	\$ -	\$ -	\$ -	\$ -	\$ 70,000	SWF
Storm Drainage System Improvement	412,555	-	412,555	100,000	100,000	100,000	100,000	812,555	SWF
Total	\$ 482,555	\$ -	\$ 482,555	\$ 100,000	\$ 100,000	\$ 100,000	\$ 100,000	\$ 882,555	
CITY-WIDE TOTAL	\$ 84,911,742	\$ 26,429,068	\$ 58,482,674	\$ 13,389,575	\$ 10,019,369	\$ 9,728,969	\$ 10,120,819	\$ 128,170,474	

Executed Contracts (below \$50,000) for August 2021

<u>Vendor</u>	<u>Contract</u>	<u>Contract Dates</u>		<u>Total</u>	<u>Purpose</u>
	<u>Executed</u>	<u>Start</u>	<u>End</u>	<u>Amount</u>	
Buehler Companies	8/2/2021			\$ 24,022.00	2021-066 NGCC Recreation Center Relocation/Moving Services
VTI Security	8/12/2021			\$ 4,174.00	2020-077 Change Order #8 - Civic Center Master Plan Security & Access Control
VTI Security	8/12/2021			\$ 3,850.00	2020-077 Change Order #9 - Civic Center Master Plan Security & Access Control
FCI Constructors, Inc.	8/24/2021			\$ (389,247.00)	2019-043 Change Order #8 - NGCC Phase 1 - Existing Rec Center Demolition
				<u>\$ (357,201.00)</u>	