



November 2022

Monthly Financial Packet

City of Northglenn

Financial Packet

Packet Contents

<u>Description</u>	<u>Page #</u>
Executive Summary	1
Financial Statements	2
Cash and Investments	8
Marketplace Sales Tax History Chart	9
Citywide Sales Tax History Chart	10
Geographic Code Tax Data	11
City Council Operating Expenditures	12
Overtime Report	18
CIP Report	19
Summary of Executed Contracts	25



CITY OF
Northglenn

**City of Northglenn
Interim Financial Statements
For the Period Ending
November 2022**

Executive Summary

- **Sales and Use Tax**
 - Year-to-date sales and use taxes are up 7.1% compared to the previous year.
 - Auto Use Tax -1.6%; Sales Tax +8.1%; Food Tax +8.9%; Marijuana Tax -15.9%
- **General Fund**
 - Revenues within the fund total \$29,827,858, an increase over last year of 9.2%, or \$2,503,699. The increases are mainly attributed to sales tax, intergovernmental (ARPA) and increased participation fees at the recreation center and a one-time payment of \$394,396 from the Metropolitan Football Stadium District, reduced by a decline in use tax related to Karl's Farm and fines and forfeitures.
 - Expenditures total \$38,973,410 accounting for 77.6% of the annual appropriation. Spending within the fund is consistent with the planned budget.
- **Water Fund**
 - Revenues total \$14,661,327. This is an increase of 7.2%, or \$987,117, when compared to the prior year due to increased consumption, intergovernmental (ARPA) and tax revenue. Consumption is up 2.2% over last year, but charges overall are down due to reduced tap fees. Revenue restricted for water resources are \$3,283,848, up 13.9% versus the prior year. Restricted revenue for debt service, which comes from the food for home consumption sales tax is up 8.9%, and totals \$1,137,554 year-to-date.
 - Expenditures within the Water Fund total \$10,352,234 and account for 38.2% of the annual appropriation. Fund expenditures increased by \$3,743,005 or 56.6% when compared to the same period last year mainly due to capital outlay and water rights.
- **Wastewater Fund**
 - Revenues total \$5,117,090, a decrease of approximately 7.0%, or \$383,360, as compared to the prior year. Increased revenue realized from rate increases and consumption was offset by a reduction in tap fees and developer contributions.
 - Operating expenditures within the fund total \$9,586,187 and account for 55.8% of the annual appropriation. Fund expenditures decreased by \$7,346,173, or 43.4%, when compared to the same period of 2021 due to a reduction in capital outlay.
 - Other financing sources/uses were for the issuance of the 2021 Wastewater Revenue Bonds to fund the Lift Station A and Force Main project.
- **Stormwater Fund**
 - Revenues within the fund total \$461,266, a decrease from last year by approximately 3.6% or \$17,343, due to decreased tap fees.
 - Expenditures total \$126,728 and account for 8.8% of the annual appropriation. Fund expenditures decreased by \$49,114 or 27.9% when compared to the same period of 2021 due to a reduction in capital outlay.
- **Sanitation Fund**
 - Revenues total \$1,679,317, an increase of \$3,387, or 0.2%, from the same period last year.
 - Expenditures within the fund total \$2,268,735 and account for 93.0% of the annual appropriation. Spending is higher compared to 2022, as capital outlay ordered in 2021 was received in 2022.

**Revenue Report
November 30, 2022
General Fund**

	<u>2022 Adopted Budget</u>	<u>Actual as of November 30, 2022</u>	<u>Over/(Under) Budget</u>	<u>Collection Rate</u>	<u>Prior Year Actual as of November 30, 2021</u>	<u>Over/(Under) Prior Year</u>	<u>Percent Difference</u>
Taxes							
Property Taxes	\$ 3,945,786	\$ 3,860,704	\$ (85,082)	97.84%	\$ 3,588,966	\$ 271,738	7.57%
Sales Taxes	15,281,520	14,507,467	(774,053)	94.93%	13,810,466	697,001	5.05%
Use Tax	4,218,200	3,214,681	(1,003,519)	76.21%	3,890,606	(675,925)	-17.37%
Other Tax	447,213	358,658	(88,555)	80.20%	320,675	37,983	11.84%
Total Taxes*	23,892,719	21,941,510	(1,951,209)	91.83%	21,610,713	330,797	1.53%
Intergovernmental Revenues	2,816,163	2,253,203	(562,960)	80.01%	1,642,480	610,723	37.18%
Licenses and Permits	1,038,658	1,230,289	191,631	118.45%	1,196,183	34,106	2.85%
Charges for Services	2,978,889	2,868,794	(110,095)	96.30%	1,787,705	1,081,089	60.47%
Fines and Forfeitures	807,800	557,172	(250,628)	68.97%	632,894	(75,722)	-11.96%
Investment Earnings	415,296	312,302	(102,994)	75.20%	222,154	90,148	40.58%
Other Revenues	178,000	646,588	468,588	363.25%	215,105	431,483	200.59%
Total Revenues	32,127,525	29,809,858	(2,317,667)	92.79%	27,307,234	2,502,624	9.16%
Other Financing Sources	-	18,000	18,000	N/A	16,925	1,075	6.35%
Total General Fund Revenues	\$ 32,127,525	\$ 29,827,858	\$ (2,299,667)	92.84%	\$ 27,324,159	\$ 2,503,699	9.16%

*Due to normal collection cycles, the tax revenues presented in the above statement represent amounts collected as of the prior month and not of that of the period being reported.

**Expenditure Report
November 30, 2022
General Fund**

	2022 Adopted Budget	Actual as of November 30, 2022	Over/(Under) Budget	Spending Rate	Prior Year Actual as of November 30, 2021	Over/(Under) Prior Year	Percent Difference
Legislative	\$ 820,793	\$ 755,154	\$ (65,639)	92.00%	\$ 536,190	\$ 218,964	40.84%
City Manager	3,261,697	2,586,808	(674,889)	79.31%	2,489,166	97,642	3.92%
City Clerk	492,226	412,292	(79,934)	83.76%	315,519	96,773	30.67%
Human Resources	951,856	920,580	(31,276)	96.71%	830,382	90,198	10.86%
Technology	1,090,084	913,562	(176,522)	83.81%	951,530	(37,968)	-3.99%
Finance	621,380	581,658	(39,722)	93.61%	482,255	99,403	20.61%
Planning & Development	1,922,043	1,733,893	(188,150)	90.21%	1,622,165	111,728	6.89%
Parks, Recreation and Culture	7,869,328	6,167,707	(1,701,621)	78.38%	4,105,233	2,062,474	50.24%
Police	13,227,036	10,744,596	(2,482,440)	81.23%	10,332,030	412,566	3.99%
Public Works	3,124,628	2,940,376	(184,252)	94.10%	2,445,035	495,341	20.26%
Total Operating Expenditures	33,381,071	27,756,626	(5,624,445)	83.15%	24,109,505	3,647,121	15.13%
Other Financing Uses	16,825,000	11,216,784	(5,608,216)	66.67%	420,918	10,795,866	2564.84%
Total General Fund Expenditures	\$ 50,206,071	\$ 38,973,410	\$(11,232,661)	77.63%	\$ 24,530,423	\$ 14,442,987	58.88%

Revenue and Expenditure Report
November 30, 2022
Water Fund

	2022 Adopted Budget	Actual as of November 30, 2022	Over/(Under) Budget	Collection/ Spending Rates	Prior Year Actual as of November 30, 2021	Current Year Over/(Under) Prior Year	Percent Difference
Revenues							
Water Charges	\$ 8,550,400	\$ 9,025,269	\$ 474,869	105.55%	\$ 9,548,155	\$ (522,886)	-5.48%
Water Resources Revenue	3,521,000	3,283,848	(237,152)	93.26%	2,883,720	400,128	13.88%
Debt Service Revenue	1,360,000	1,137,554	(222,446)	83.64%	1,044,598	92,956	8.90%
Intergovernmental Revenue	4,350,000	927,560	(3,422,440)	21.32%	-	927,560	N/A
Investment Earnings	387,177	284,377	(102,800)	73.45%	205,715	78,662	38.24%
Miscellaneous Revenue	-	2,719	2,719	N/A	(7,978)	10,697	N/A
Total Water Fund Revenues	18,168,577	14,661,327	(3,507,250)	80.70%	13,674,210	987,117	7.22%
Expenditures							
Operating Expenditures	7,047,510	5,901,695	(1,145,815)	83.74%	5,511,532	390,163	7.08%
Capital Outlay	14,175,292	3,982,864	(10,192,428)	28.10%	826,631	3,156,233	381.82%
Water Resources Expenditures	4,850,000	459,500	(4,390,500)	9.47%	254,844	204,656	80.31%
Debt Service Expenditures	1,010,464	8,175	(1,002,289)	0.81%	16,222	(8,047)	-49.61%
Total Water Fund Expenditures	27,083,266	10,352,234	(16,731,032)	38.22%	6,609,229	3,743,005	56.63%
Other Financing Sources / (Uses)	-	21,025	21,025	N/A	6,492	14,533	223.86%
Revenues Over/(Under) Expenditures	\$ (8,914,689)	\$ 4,330,118	\$ 13,223,782	N/A	\$ 7,071,473	\$ (2,741,355)	-38.77%

<i>Operating Revenue:</i>							
<i>Water Usage</i>	\$ 8,217,000	\$ 7,583,499	\$ (633,501)	92.29%	\$ 7,231,038	\$ 352,461	4.87%
<i>Water Resources Revenue:</i>							
<i>Non-Food Sales/Use Tax*</i>	\$ 3,521,000	\$ 3,283,848	\$ (237,152)	93.26%	\$ 2,883,720	\$ 400,128	13.88%
<i>Debt Service:</i>							
<i>Food Taxes*</i>	\$ 1,360,000	\$ 1,137,554	\$ (222,446)	83.64%	\$ 1,044,598	\$ 92,956	8.90%

*Due to normal collection cycles, the tax revenues presented in the above statement represent amounts collected as of the prior month and not of that of the period being reported.

**Revenue and Expenditure Report
November 30, 2022
Wastewater Fund**

	2022 Adopted Budget	Actual as of November 30, 2022	Over/(Under) Budget	Collection/ Spending Rates	Prior Year Actual as of November 30, 2021	Current Year Over/(Under) Prior Year	Percent Difference
Revenues							
Wastewater Charges	\$ 5,552,000	\$ 4,997,694	\$ (554,306)	90.02%	\$ 4,734,181	\$ 263,513	5.57%
Investment Earnings	76,787	111,508	34,721	145.22%	43,986	67,522	153.51%
Contributions	-	-	-	N/A	713,501	(713,501)	-100.00%
Intergovernmental	250,000	-	(250,000)	0.00%	-	-	N/A
Miscellaneous	-	7,888	7,888	N/A	8,782	(894)	-10.18%
Total Wastewater Fund Revenues	5,878,787	5,117,090	(761,697)	87.04%	5,500,450	(383,360)	-6.97%
Expenditures							
Operating Expenditures	3,401,257	2,678,679	(722,578)	78.76%	2,559,219	119,460	4.67%
Capital Outlay	12,464,077	6,547,068	(5,917,009)	52.53%	14,102,412	(7,555,344)	-53.57%
Debt Service Expenditures	1,307,542	360,440	(947,102)	27.57%	270,729	89,711	33.14%
Total Wastewater Fund Expenditures	17,172,876	9,586,187	(7,586,689)	55.82%	16,932,360	(7,346,173)	-43.39%
Other Financing Sources / (Uses)	-	(10,696)	(10,696)	N/A	26,642,299	(26,652,995)	-100.04%
Revenues Over/(Under) Expenditures	\$ (11,294,089)	\$ (4,479,793)	\$ 6,814,296	N/A	\$ 15,210,389	\$ (19,690,182)	-129.45%

**Revenue and Expenditure Report
November 30, 2022
Stormwater Fund**

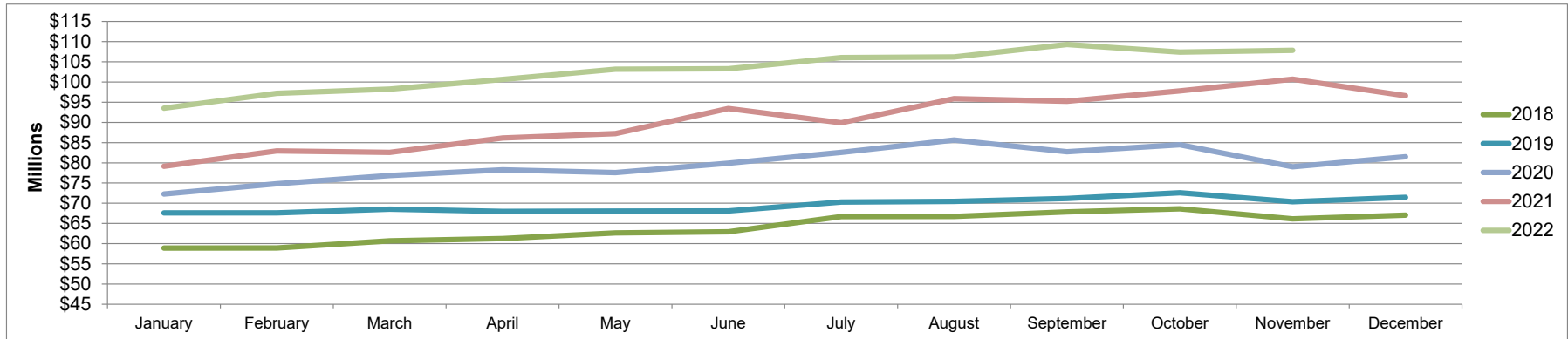
	<u>2022 Adopted Budget</u>	<u>Actual as of November 30, 2022</u>	<u>Over/(Under) Budget</u>	<u>Collection/ Spending Rates</u>	<u>Prior Year Actual as of November 30, 2021</u>	<u>Current Year Over/(Under) Prior Year</u>	<u>Percent Difference</u>
Revenues							
Stormwater Charges	\$ 469,000	\$ 441,458	\$ (27,542)	94.13%	\$ 464,620	\$ (23,162)	-4.99%
Investment Earnings	24,875	14,574	(10,301)	58.59%	11,288	3,286	29.11%
Intergovernmental	250,000	-	(250,000)	0.00%	-	-	N/A
Miscellaneous	-	5,234	5,234	N/A	2,701	2,533	93.78%
Total Stormwater Revenues	743,875	461,266	(282,609)	62.01%	478,609	(17,343)	-3.62%
Expenditures							
Stormwater Collection	183,488	126,428	(57,060)	68.90%	116,832	9,596	8.21%
Capital Outlay	1,265,391	300	(1,265,091)	0.02%	59,010	(58,710)	-99.49%
Total Stormwater Expenditures	1,448,879	126,728	(1,322,151)	8.75%	175,842	(49,114)	-27.93%
Revenues Over/(Under) Expenditures	\$ (705,004)	\$ 334,538	\$ 1,039,542	N/A	\$ 302,767	\$ 31,771	10.49%

**Revenue and Expenditure Report
November 30, 2022
Sanitation Fund**

	<u>2022 Adopted Budget</u>	<u>Actual as of November 30, 2022</u>	<u>Over/(Under) Budget</u>	<u>Collection/ Spending Rates</u>	<u>Prior Year Actual as of November 30, 2021</u>	<u>Current Year Over/(Under) Prior Year</u>	<u>Percent Difference</u>
Revenues							
Trash Charges	\$ 1,865,000	\$ 1,617,917	\$ (247,083)	86.75%	\$ 1,608,948	\$ 8,969	0.56%
Recycling Revenue	14,000	10,468	(3,532)	74.77%	22,284	(11,816)	-53.02%
Polycart Revenue	19,800	26,704	6,904	134.87%	24,468	2,236	9.14%
Investment Earnings	40,016	21,059	(18,957)	52.63%	19,967	1,092	5.47%
Miscellaneous Revenue	-	3,169	3,169	N/A	263	2,906	1104.94%
Total Sanitation Revenues	<u>1,938,816</u>	<u>1,679,317</u>	<u>(259,499)</u>	86.62%	<u>1,675,930</u>	<u>3,387</u>	0.20%
Expenditures							
Solid Waste Collection	1,562,803	1,413,083	(149,720)	90.42%	1,314,977	98,106	7.46%
Capital Outlay	877,855	855,652	(22,203)	97.47%	-	855,652	N/A
Total Sanitation Expenditures	<u>2,440,658</u>	<u>2,268,735</u>	<u>(171,923)</u>	92.96%	<u>1,314,977</u>	<u>953,758</u>	72.53%
Other Financing Sources / (Uses)	-	147,362	147,362	N/A	6,994	140,368	2006.98%
Revenues Over/(Under) Expenditures	<u>\$ (501,842)</u>	<u>\$ (442,056)</u>	<u>\$ 59,786</u>	N/A	<u>\$ 367,947</u>	<u>\$ (810,003)</u>	-220.14%

Cash & Investments 2022

	January	February	March	April	May	June	July	August	September	October	November	December
General Fund	\$27,208,038	\$26,941,717	\$27,094,104	\$28,163,242	\$28,365,591	\$18,102,406	\$19,122,727	\$19,364,511	\$19,237,493	\$19,403,201	\$19,308,927	\$0
CTF	\$1,135,808	\$1,136,594	\$1,268,315	\$1,267,854	\$1,270,005	\$1,384,104	\$1,384,665	\$1,386,911	\$1,499,266	\$1,426,620	\$1,428,126	\$0
CDBG	\$0	\$0	\$0	\$0	\$0	\$0	\$0	\$0	\$0	\$0	\$0	\$0
Capital Projects Fund	\$31,270,493	\$33,833,823	\$34,445,179	\$35,489,076	\$35,889,364	\$46,783,077	\$47,381,325	\$47,480,029	\$49,270,354	\$46,663,525	\$46,486,676	\$0
Water Fund	\$27,436,646	\$27,724,756	\$28,160,956	\$28,350,296	\$28,865,855	\$29,321,231	\$29,856,401	\$30,355,924	\$30,854,018	\$31,195,711	\$31,825,180	\$0
Wastewater Fund	\$2,633,923	\$3,849,700	\$3,526,714	\$3,593,889	\$4,887,140	\$3,782,387	\$4,644,607	\$3,768,641	\$4,868,705	\$5,035,585	\$5,061,522	\$0
Stormwater Fund	\$1,331,961	\$1,370,022	\$1,404,281	\$1,443,780	\$1,487,011	\$1,515,466	\$1,544,940	\$1,577,912	\$1,582,967	\$1,617,995	\$1,642,371	\$0
Sanitation Fund	\$2,502,570	\$2,323,673	\$2,344,067	\$2,343,814	\$2,389,395	\$2,377,217	\$2,101,885	\$2,268,471	\$1,970,635	\$2,062,775	\$2,091,147	\$0
Total	\$93,519,439	\$97,180,285	\$98,243,616	\$100,651,951	\$103,154,361	\$103,265,888	\$106,036,550	\$106,202,399	\$109,283,438	\$107,405,412	\$107,843,949	\$0

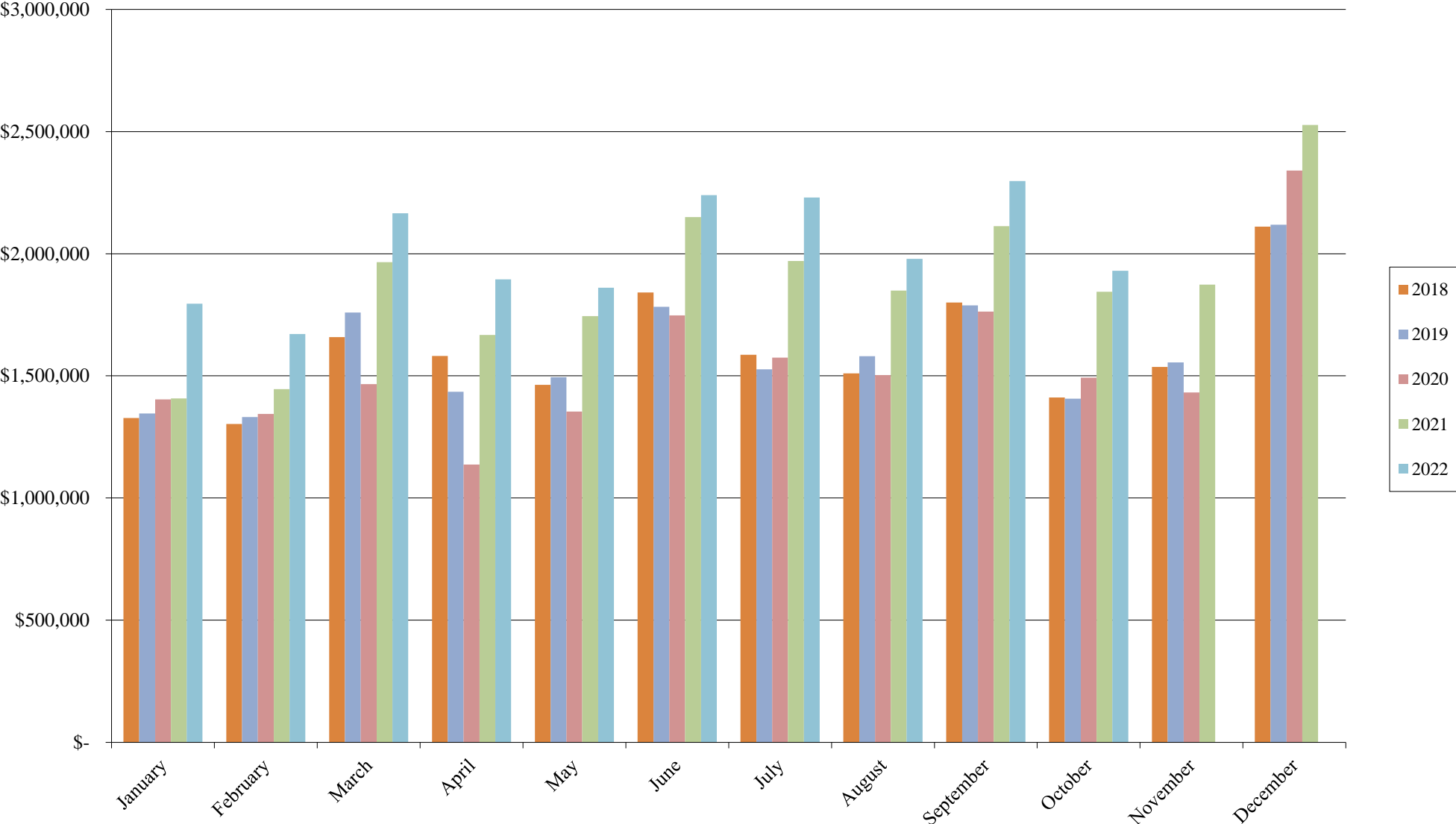


Marketplace Sales Tax History Chart



Due to normal collection cycles, the tax revenues presented above represent amounts collected as of the prior month and not that of the period being reported.

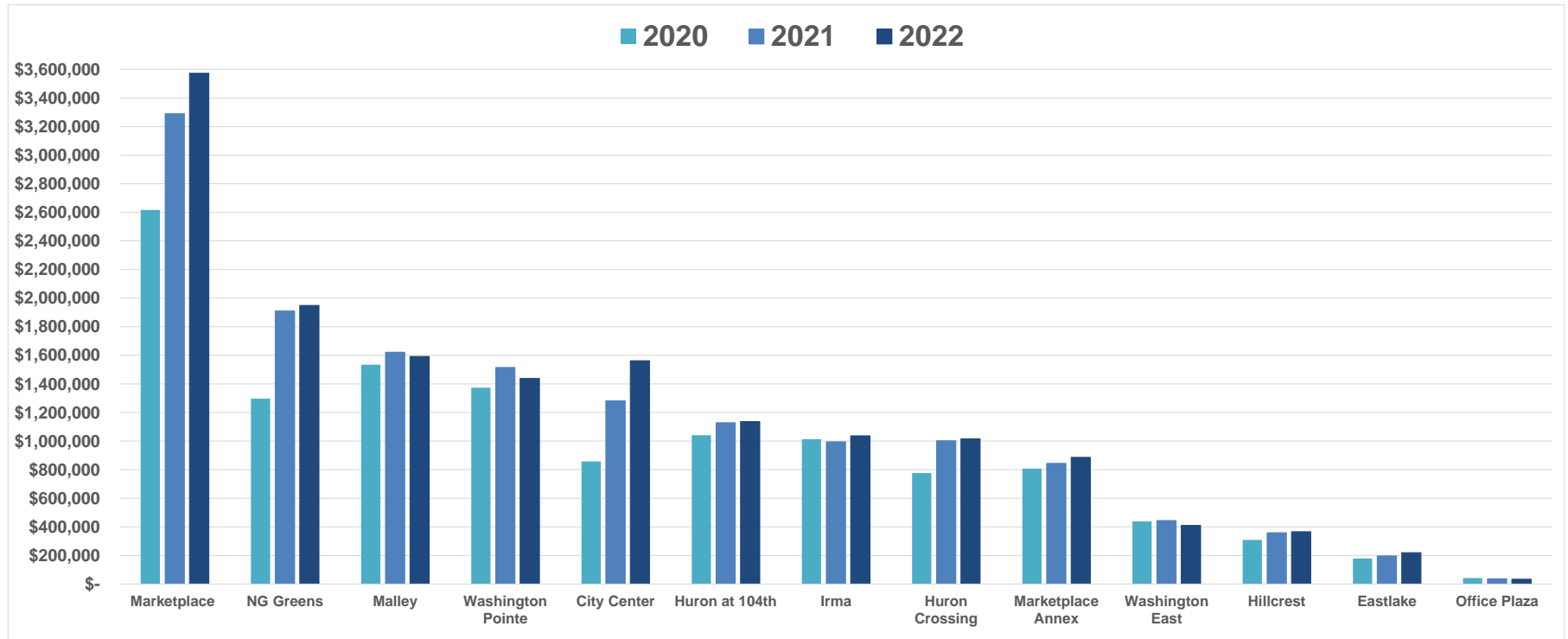
Northglenn Sales Tax History Chart



Due to normal collection cycles, the tax revenues presented above represent amounts collected as of the prior month and not that of the period being reported.

Tax Collected by Geographic Code

Area	Year-to-Date			\$ Change	% Change	Sample of Area Businesses
	2020	2021	2022			
Marketplace	\$ 2,616,412	\$ 3,291,107	\$ 3,573,163	\$ 282,056	8.57%	Ross, Lowes, Cinzettis, Texas Roadhouse, Pet Smart
NG Greens	1,296,473	1,909,894	1,948,939	39,045	2.04%	Best Buy, Boot Barn, Applebees, AMF
Malley	1,534,055	1,622,132	1,592,190	(29,942)	-1.98%	Green Solutions, Sherwin Williams, Vitamin Cottage, Mile High Thrift
Washington Pointe	1,373,788	1,514,912	1,437,644	(77,268)	-5.10%	O'Reilly, Safeway, Petco, Burger King, IGADI
City Center	857,691	1,281,573	1,561,958	280,384	21.88%	Boondocks, Delta Hotel, Longhorn Steakhouse, Panera
Huron at 104th	1,040,764	1,128,260	1,136,044	7,783	0.69%	Tamale Kitchen, Save-a-Lot, Arby's, AutoZone
Irma	1,013,539	994,828	1,036,572	41,744	4.20%	Physician Preferred, Advanced Collision, A Good Shop, The Glenn
Huron Crossing	776,898	1,001,647	1,015,334	13,688	1.37%	Peerless Tire, Cracker Barrel, bgood, Northglenn Autobody
Marketplace Annex	807,252	843,676	885,966	42,290	5.01%	McDonald's, Car Toys, Taco Bell
Washington East	438,322	443,942	409,924	(34,018)	-4.03%	Walgreens, Tires Plus, Sonic, Pizza Hut
Hillcrest	308,322	358,526	365,851	7,325	2.04%	Red Lobster, Santiago's, Fastsigns
Eastlake	178,199	196,857	218,933	22,076	11.21%	Circle K, Santiago's, Jiffy Lube
Office Plaza	41,639	36,650	33,265	(3,385)	-9.24%	Diamond Shamrock
Home Business	29,179	31,815	59,947	28,132	88.42%	
Total	\$ 12,312,532	\$ 14,655,821	\$ 15,275,731	\$ 619,910	4.23%	



Due to normal collection cycles, the tax revenues presented above represent amounts collected as of the prior month and not that of the period being reported.

CITY OF NORTHGLENN
MAYOR / CITY COUNCIL
2022 OPERATING EXPENDITURES

COUNCILPERSON

DATE	TYPE	VENDOR	TOTAL	CouncilPERSON										Comment	
				Council Wide	Mayor Leighty	Witkovich	Walker	Jaramillo	Brown	Goff	Mullica / Kondo	Lukeman- Hiramasa	Willford		
General Fund 10															
61100 Professional Services															
01/28/22	Check	Bowditch & Cassell Public Affairs	3,000.00	3,000.00											Legislative Lobbying Services
02/01/22	Check	Erick McGlothen	775.00	775.00											New council photos and group photos
02/08/22	Check	Hoffmann, Parker, Wilson, & Carberry PC	17,996.92	17,996.92											City Attorney fee for January 2022
02/08/22	Check	Hoffmann, Parker, Wilson, & Carberry PC	3,000.00	3,000.00											Prosecuting Attorney for January
02/25/22	Check	Bowditch & Cassell Public Affairs	3,000.00	3,000.00											Legislative Lobbying Services
03/08/22	Check	Hoffmann, Parker, Wilson, & Carberry PC	16,950.94	16,950.94											City Attorney fee for February 2022
03/08/22	Check	Hoffmann, Parker, Wilson, & Carberry PC	3,000.00	3,000.00											Prosecuting Attorney for February
03/29/22	Check	Bowditch & Cassell Public Affairs	3,000.00	3,000.00											Legislative Lobbying Services
04/08/22	Check	Hoffmann, Parker, Wilson, & Carberry PC	18,134.99	18,134.99											City Attorney fee for March 2022
04/08/22	Check	Hoffmann, Parker, Wilson, & Carberry PC	3,000.00	3,000.00											Prosecuting Attorney for March
04/29/22	Check	Bowditch & Cassell Public Affairs	3,000.00	3,000.00											Legislative Lobbying Services
05/09/22	Check	Hoffmann, Parker, Wilson, & Carberry PC	23,398.28	23,398.28											City Attorney fee for April 2022
05/09/22	Check	Hoffmann, Parker, Wilson, & Carberry PC	3,000.00	3,000.00											Prosecuting Attorney for April
05/31/22	Check	Bowditch & Cassell Public Affairs	3,000.00	3,000.00											Legislative Lobbying Services
06/08/22	Check	Hoffmann, Parker, Wilson, & Carberry PC	24,104.10	24,104.10											City Attorney fee for May 2022
06/08/22	Check	Hoffmann, Parker, Wilson, & Carberry PC	3,000.00	3,000.00											Prosecuting Attorney for May
06/28/22	Check	Bowditch & Cassell Public Affairs	3,000.00	3,000.00											Legislative Lobbying Services
07/08/22	Check	Hoffmann, Parker, Wilson, & Carberry PC	17,931.79	17,931.79											City Attorney fee for June 2022
07/08/22	Check	Hoffmann, Parker, Wilson, & Carberry PC	3,000.00	3,000.00											Prosecuting Attorney for June
07/28/22	Check	Bowditch & Cassell Public Affairs	3,000.00	3,000.00											Legislative Lobbying Services
08/10/22	Check	Kaplan Kirsch & Rockwell	2,755.00	2,755.00											EPA Notice of Violation
08/10/22	Check	Hoffmann, Parker, Wilson, & Carberry PC	13,015.50	13,015.50											City Attorney fee for July 2022
08/10/22	Check	Hoffmann, Parker, Wilson, & Carberry PC	3,000.00	3,000.00											Prosecuting Attorney for July
08/29/22	Check	Bowditch & Cassell Public Affairs	3,000.00	3,000.00											Legislative Lobbying Services
09/22/22	Check	Hoffmann, Parker, Wilson, & Carberry PC	33,019.85	33,019.85											City Attorney fee for August 2022
09/22/22	Check	Hoffmann, Parker, Wilson, & Carberry PC	3,000.00	3,000.00											Prosecuting Attorney for August
10/07/22	Check	The Civic Canopy	8,000.00	8,000.00											Facilitator for CAPP and City Council
10/11/22	Check	Hoffmann, Parker, Wilson, & Carberry PC	30,083.92	30,083.92											City Attorney fee for September 2022
10/11/22	Check	Hoffmann, Parker, Wilson, & Carberry PC	3,000.00	3,000.00											Prosecuting Attorney for September
10/28/22	Check	Bowditch & Cassell Public Affairs	3,000.00	3,000.00											Legislative Lobbying Services
11/10/22	Check	Hoffmann, Parker, Wilson, & Carberry PC	16,796.69	16,796.69											City Attorney fee for October 2022
11/10/22	Check	Hoffmann, Parker, Wilson, & Carberry PC	3,000.00	3,000.00											Prosecuting Attorney for October
11/28/22	Check	Bowditch & Cassell Public Affairs	3,000.00	3,000.00											Legislative Lobbying Services
		Total Professional Services													
		Actual	282,962.98	282,962.98	-	-	-	-	-	-	-	-	-	-	
		Budget	310,000.00	310,000.00	-	-	-	-	-	-	-	-	-	-	
		Variance	27,037.02	27,037.02	-	-	-	-	-	-	-	-	-	-	
61400 Property Services Services															
09/22/22	Check	FCI Constructors	25,966.00	25,966.00											Supplies for City Council meetings - Scanner/Xray machines
		Actual	25,966.00	25,966.00	-	-	-	-	-	-	-	-	-	-	
		Budget	-	-	-	-	-	-	-	-	-	-	-	-	
		Variance	(25,966.00)	(25,966.00)	-	-	-	-	-	-	-	-	-	-	
61500 Communication Services															
02/28/22	Pcard	Scudder Press	1,474.45					361.22	361.22	376.01	376.00				Neighborhood meeting cards
02/28/22	Pcard	Div of Central Services	46.80	46.80											Postage for mailing
02/28/22	Pcard	Scudder Press	43.80												Neighborhood meeting cards
03/31/22	Pcard	Scudder Press	666.50			21.90	21.90								Neighborhood meeting cards
03/31/22	Pcard	Scudder Press	728.24			333.25	333.25								Neighborhood meeting cards
04/30/22	Pcard	Scudder Press	1,637.69		1,637.69								364.12	364.12	Neighborhood meeting cards
04/30/22	Pcard	Scudder Press	36.00					18.00	18.00						Mingle with the Mayor meeting cards
04/30/22	Pcard	Scudder Press	727.16					363.58	363.58						Ward 4 intro to upcoming events cards
04/30/22	Pcard	Scudder Press	747.29							373.64	373.65				Ward 2 neighborhood meeting cards
04/30/22	Pcard	Scudder Press	27.00												Ward 3 neighborhood meeting cards
05/31/22	Pcard	Scudder Press	660.15					13.50	13.50						Ward 2 intro to upcoming events cards
05/31/22	Pcard	Scudder Press	784.39									330.07	330.08		Ward 4 neighborhood meeting cards
06/30/22	Pcard	Scudder Press	43.00			392.20	392.19								Ward 1 neighborhood meeting cards
06/30/22	Pcard	Scudder Press	98.27							21.50	21.50				Ward 3 information cards
06/30/22	Pcard	Scudder Press	98.27									98.27			CML Board of Directors postcards
06/30/22	Pcard	Div of Central Services	1,827.34	1,827.34											Postage for mailing neighborhood meeting cards

CITY OF NORTHGLENN
MAYOR / CITY COUNCIL
2022 OPERATING EXPENDITURES

COUNCILPERSON

DATE	TYPE	VENDOR	TOTAL	Council			Mayor			Mullica /			Lukeman- Hiramasa	Willford	Comment
				Wide	Leighty	Witkovich	Walker	Jaramillo	Brown	Goff	Kondo				
06/30/22	Pcard	Scudder Press	757.01								378.51	378.50			Ward 3 neighborhood meeting cards
06/30/22	Pcard	Scudder Press	774.86					387.43	387.43						Ward 2 neighborhood meeting cards
07/31/22	Pcard	Scudder Press	1,929.99	1,929.99											Citywide neighborhood meeting post cards
07/31/22	Pcard	Scudder Press	874.04								437.02	437.02			Ward 3 neighborhood meeting cards
07/31/22	GL	Div of Central Services	19,672.28	19,672.28											Postage fo NG Connection
08/31/22	Pcard	Scudder Press	728.06										364.03	364.03	Ward 4 neighborhood meeting cards
08/31/22	Pcard	Scudder Press	735.80					367.90	367.90						Ward 2 neighborhood meeting cards
09/30/22	Pcard	Scudder Press	666.32			333.16	333.16								Ward 1 neighborhood meeting cards
09/30/22	Pcard	The Glenn	722.32			361.16	361.16								Ward 1 neighborhood meeting - breakfast food
10/31/22	Pcard	Scudder Press	757.01								378.51	378.50			Ward 3 neighborhood meeting cards
11/30/22	Pcard	Scudder Press	891.81										445.91	445.90	Ward 4 neighborhood meeting cards
Total Communication Services															
		Actual	38,057.58	23,476.41	1,637.69	1,441.67	1,441.66	1,511.63	1,511.63	1,965.19	1,965.17	1,602.40	1,504.13		
		Budget	17,085.00	17,085.00	-	-	-	-	-	-	-	-	-		
		Variance	(20,972.58)	(6,391.41)	(1,637.69)	(1,441.67)	(1,441.66)	(1,511.63)	(1,511.63)	(1,965.19)	(1,965.17)	(1,602.40)	(1,504.13)		
61600 Training/Registration															
01/31/22	Pcard	NLC Conference	630.00		630.00										NLC Conference registration
01/31/22	Pcard	NLC Conference	175.00		175.00										NLC Conference youth delegate conference registration
01/31/22	Pcard	NLC Conference	495.00					495.00							NLC Conference registration
02/28/22	Pcard	Beaver Run Resort	209.00		209.00										Lodging deposit for CML conference
02/28/22	Pcard	United Airlines	634.20					634.20							Airfare for Washington DC NLC conference
02/28/22	Pcard	Southwest Airlines	422.96		422.96										Airfare for Washington DC NLC conference
02/28/22	Pcard	Beaver Run Resort	209.00			209.00									Lodging deposit for CML conference
02/28/22	Pcard	Southwest Airlines	422.96		422.96										Airfare for Washington DC NLC conference
02/28/22	Pcard	Beaver Run Resort	209.00					209.00							Lodging deposit for CML conference
02/28/22	Pcard	Beaver Run Resort	218.00										218.00		Lodging deposit for CML conference
02/28/22	Pcard	Beaver Run Resort	209.00										209.00		Lodging deposit for CML conference
02/28/22	Pcard	Colorado Municipal League	2,045.00		416.00	416.00		416.00					416.00	381.00	CML Conference registration
03/31/22	Pcard	Lincoln House Restaurant	35.20		35.20										NLC Conference food
03/31/22	Pcard	Pour La France	35.70					35.70							NLC Conference food
03/31/22	Pcard	Natonal League of Cities	495.00										495.00		NLC Conference registration
03/31/22	Pcard	Lyft	94.39		94.39										NLC Conference transportation
03/31/22	Pcard	Natonal League of Cities	125.00										125.00		NLC Conference Women in Government breakfast
03/31/22	Pcard	Hamilton's Bar	37.87		37.87										NLC Conference food
03/31/22	Pcard	Colorado Municipal League	481.00					481.00							CML Conference registration
03/31/22	Pcard	Marriott Marquis	1,595.51										1,595.51		NLC Conference lodging
03/31/22	Pcard	Sq *Cucina Al Volo	21.22					21.22							NLC Conference food
03/31/22	Pcard	Marriott Marquis	1,740.34		1,740.34										NLC Conference loding
03/31/22	Pcard	Lyft	23.99		23.99										NLC Conference transportation
03/31/22	Pcard	Le Diplomate	228.16		76.05			76.06					76.05		NLC Conference food
03/31/22	Pcard	United Airlines	16.00										16.00		NLC Conference seating charge
03/31/22	Pcard	Marriott Marquis	378.19		378.19										NLC Conference lodging
03/31/22	Pcard	Marriott Marquis	54.50										54.50		NLC Conference food
03/31/22	Pcard	Lyft	179.16		59.72			59.72					59.72		NLC Conference transportation
03/31/22	Pcard	Chik Fil A	9.31		9.31										NLC Conference food
03/31/22	Pcard	Lyft	71.49		23.83			23.83					23.83		NLC Conference transportation
03/31/22	Pcard	Lyft	26.12		26.12										NLC Conference transportation
03/31/22	Pcard	Beaver Run Resort	218.00						218.00						CML Conference lodging deposit
03/31/22	Pcard	Lyft	44.57		14.85			14.86					14.86		NLC Conference transportation
03/31/22	Pcard	Natonal League of Cities	125.00		125.00										NLC Conference Women in Government breakfast
04/30/22	Pcard	US Conference of Mayors	1,500.00		1,500.00										US Conference of Mayors conference registration
04/30/22	GL	United Airlines	994.20										994.20		NLC Conference airfare
04/30/22	GL	Hotelservicebookingfee	14.99										14.99		NLC Conference hotel booking fee
05/31/22	Pcard	United Airlines	637.20		637.20										US Conference of Mayors conference airfare
06/30/22	Check	Katherine Goff	229.17							229.17					2022 CC4CA Annual retreat lodging/mileage
06/30/22	Pcard	Beaver Run Resort	452.50										452.50		CML Conference lodging
06/30/22	Pcard	Beaver Run Resort	452.50					452.50							CML Conference lodging
06/30/22	Pcard	Bb Diner Reno	17.54		17.54										US Conference of Mayors conference
06/30/22	Pcard	Den Public Parking	155.00		155.00										US Conference of Mayors conference
06/30/22	Pcard	Natonal League of Cities	125.00			125.00									NLC fall conference - WIMG lunch registration
06/30/22	Pcard	Peppermill Café Milano	23.11		23.11										US Conference of Mayors conference
06/30/22	Pcard	Beaver Run Resort	(169.00)											(169.00)	CML Conference refund

CITY OF NORTHGLENN
MAYOR / CITY COUNCIL
2022 OPERATING EXPENDITURES

COUNCILPERSON

DATE	TYPE	VENDOR	TOTAL	Council									Comment		
				Wide	Mayor Leighty	Witkovich	Walker	Jaramillo	Brown	Goff	Mullica / Kondo	Lukeman- Hiramasa		Willford	
06/30/22	Pcard	Beaver Run Resort	452.50		452.50										CML Conference lodging
06/30/22	Pcard	Peppermill Biscottis Rest	24.96		24.96										US Conference of Mayors conference
06/30/22	Pcard	Natonal League of Cities	580.00			580.00									NLC fall conference registration fee
06/30/22	Pcard	Natonal League of Cities	705.00										705.00		NLC fall conference registration fee
06/30/22	Pcard	Lyft	66.33		66.33										US Conference of Mayors conference
06/30/22	Pcard	United Airlines	35.00		35.00										US Conference of Mayors conference
06/30/22	Pcard	United Airlines	35.00		35.00										US Conference of Mayors conference
06/30/22	Pcard	Peppermill Front Desk	1,239.81		1,239.81										US Conference of Mayors conference
06/30/22	Pcard	Beaver Run Resort	452.50			452.50									CML Conference lodging
06/30/22	Pcard	Lyft	46.18		46.18										US Conference of Mayors conference
07/31/22	Pcard	Travel Guard Group	71.52										71.52		NLC Kansas conference travel
07/31/22	Pcard	Colorado Municipal League	(331.00)											(331.00)	CML Registration refund
07/31/22	Pcard	United Airlines	550.20										550.20		NLC Kansas conference airfare
08/02/22	Check	Southwest Airlines	(422.96)		(422.96)										Airfare Reimbursement
08/12/22	Check	City of Golden	30.00							30.00					District 3 Fall meeting
08/22/22	Check	Colorado Municipal League	30.00									30.00			District 3 CML meeting
08/31/22	Pcard	Natonal League of Cities	(580.00)			(580.00)									Credit voucher National League of Cities
08/31/22	Pcard	Natonal League of Cities	(25.00)	(25.00)											Credit voucher National League of Cities
08/31/22	Pcard	City of Northglenn	14.00											14.00	NSO business luncheon
10/31/22	Pcard	Natonal League of Cities	(605.00)									(605.00)			Canceled NLC conference in Kansas
10/31/22	Pcard	Colorado Municipal League	85.00							85.00					Training class through CML
10/31/22	Pcard	United Airlines	(550.20)									(550.20)			Canceled airfare to attend NLC conference in Kansas
11/30/22	Pcard	Natonal League of Cities	650.00									650.00			NLC conference Washington DC
Total Training/Registration															
		Actual	18,900.89	(25.00)	8,730.45	1,202.50	-	2,438.09	699.00	229.17	115.00	5,398.68	113.00		
		Budget	40,500.00	-	4,500.00	4,500.00	4,500.00	4,500.00	4,500.00	4,500.00	4,500.00	4,500.00	4,500.00		
		Variance	21,599.11	25.00	(4,230.45)	3,297.50	4,500.00	2,061.91	3,801.00	4,270.83	4,385.00	(898.68)	4,387.00		
62100 Office Supplies															
07/31/22	Pcard	Office Depot	49.58	49.58											Binders and tabs
Total Contingency															
		Actual	49.58	49.58	-	-	-	-	-	-	-	-	-		
		Budget	-	-	-	-	-	-	-	-	-	-	-		
		Variance	(49.58)	(49.58)	-	-	-	-	-	-	-	-	-		
62200 Technology Supples															
01/31/22	Pcard	Best Buy	329.99				329.99								Ipad and tech supplies
01/31/22	Pcard	Apple	149.00				149.00								Ipad and tech supplies
05/31/22	Pcard	Best Buy	212.48							212.48					Ipad and tech supplies
05/31/22	Pcard	Best Buy	329.99							329.99					Ipad and tech supplies
Total Office Supplies															
		Actual	1,021.46	-	-	-	478.99	-	-	-	542.47	-	-		
		Budget	-	-	-	-	-	-	-	-	-	-	-		
		Variance	(1,021.46)	-	-	-	(478.99)	-	-	-	(542.47)	-	-		
62300 Operating Supplies															
01/04/22	Check	Absolute Graphics	204.48												Logo apparel
01/12/22	Check	Absolute Graphics	142.03					102.24	102.24						Logo apparel
01/26/22	Check	Absolute Graphics	33.37					33.37							Logo apparel
01/31/22	Pcard	Amazon	80.88	80.88											Supplies for Council retreat team building
01/31/22	Pcard	Tazikis	861.62	861.62											2022 Legislative Dinner
01/31/22	Pcard	Deep Rock	26.45	26.45											Water for general meeting use
01/31/22	Pcard	Amazon	405.05	405.05											Supplies for Council retreat team building
01/31/22	Pcard	Boyers Coffee	125.20	125.20											Coffee for the Marshall Fire Team
01/31/22	Pcard	Amazon	384.10	384.10											Supplies for Council retreat team building
01/31/22	Pcard	Amazon	125.31	125.31											Supplies for Council retreat team building
01/31/22	Pcard	Amazon	60.63	60.63											Supplies for Council retreat team building
02/18/22	Check	Absolute Graphics	323.39	205.68		117.71									Logo beanies and logo apparel
02/28/22	Pcard	Dollar Tree	37.50	37.50											Special Valentines Day bags/candy
02/28/22	Pcard	Walgreens	58.86	58.86											City Council meeting snacks
02/28/22	Pcard	Amazon	67.20	67.20											Glass water pitchers to be used for city council meetings
02/28/22	Pcard	Amazon	39.96	39.96											Disposable aluminum cups for city council meetings

CITY OF NORTHGLENN
MAYOR / CITY COUNCIL
2022 OPERATING EXPENDITURES

COUNCILPERSON

DATE	TYPE	VENDOR	TOTAL	CouncilPERSON									Comment		
				Council Wide	Mayor Leighty	Witkovich	Walker	Jaramillo	Brown	Goff	Mullica / Kondo	Lukeman- Hiramasa		Willford	
02/28/22	Pcard	Water-Coffee Delivery	52.90	52.90											Water for general meeting use
02/28/22	Pcard	Amazon	19.99	19.99											Coffee creamer for council meetings
02/28/22	Pcard	Safeway	105.32	105.32											Produce for team building (salsa)
02/28/22	Pcard	Cakes by Karen	121.00	121.00											Special Valentines Day treats
02/28/22	Pcard	Amazon	26.99	26.99											Coffee creamer for council meetings
02/28/22	Pcard	Amazon	34.00	34.00											City Council meeting snacks
03/04/22	Check	Absolute Graphics	86.46					86.46							Logo apparel
03/04/22	Check	Absolute Graphics	306.42				206.42						100.00		Logo apparel
03/09/22	Check	Absolute Graphics	162.53			162.53									Logo apparel
03/15/22	Check	Bleu Sage Fine Catering	330.00		60.00		60.00		60.00	60.00	60.00				Police Department Awards Banquet
03/15/22	Check	Absolute Graphics	231.20			77.06	77.07					77.07			Logo apparel
03/31/22	Pcard	Safeway	15.58	15.58											Meeting snacks for meeting on 3/14/22
03/31/22	Pcard	Safeway	45.67	45.67											Ward 3 neighborhood meeting supplies
03/31/22	Pcard	Safeway	47.72	47.72											Meeting snacks for meetings on 3/28 and 3/31/22
03/31/22	Pcard	Wal-Mart	85.98			21.49	21.50						21.49	21.50	Ward 1 and Ward 4 neighborhood meeting supplies
03/31/22	Pcard	Amazon	39.96	39.96											Aluminum recyclable cold cups
03/31/22	Pcard	Amazon	83.95	83.95											Study session snacks
03/31/22	Pcard	Fsp*biscuits and Berries	2,283.66	2,283.66											ADCOG Dinner meeting
03/31/22	Pcard	Panera Bread	212.93	212.93											Special city council meeting - light dinner served
04/30/22	Check	Safeway	72.43						36.21	36.22					Supplies for Ward 3 neighborhood meeting
04/30/22	Pcard	Panera Bread	185.87		185.87										Coffee and pastry for Mingle with the Mayor event
04/30/22	Pcard	Adams Broomfield Bar Association	25.00		25.00										2022 Law Day breakfast
04/30/22	Pcard	Hobby-Lobby	135.30								135.30				Outgoing council member picture
04/30/22	Pcard	Safeway	15.28	15.28											Fruit and brownies for council meeting on 4/11/22
04/30/22	Pcard	Walgreens	182.80	182.80											Easter candy and treats for CC,CM,CA;Mayor;City Council
04/30/22	Pcard	Wal-Mart	27.68					13.84	13.84						Supplies for Ward 2 neighborhood meeting
04/30/22	Pcard	Safeway	109.98					54.99	54.99						Sandwich trays for Ward 2 neighborhood meeting
04/30/22	Pcard	Walgreens	17.94								17.94				Pictures for council outgoing gift
04/30/22	Pcard	Safeway	56.63	56.63											Coffee pods, fruit and cookies for meeting on 4/25/22
04/30/22	Pcard	Walgreens	(19.51)								(19.51)				Charged tax so refunded prior to new charge
04/30/22	Pcard	Eb Ac-Rep State	138.00		46.00					46.00		46.00			AC-REP State of the Region event
04/30/22	Pcard	Tif Debbees Garden	125.00								125.00				Flowers for outgoing council member
04/30/22	Pcard	Starbucks	182.95			91.48	91.47								Coffee and pastry for Ward 1 neighborhood meeting
04/30/22	Pcard	Safeway	109.98										54.99	54.99	Sandwich trays for Ward 4 neighborhood meeting
04/30/22	Pcard	Walgreens	19.51								19.51				Charged tax on purchase of pictures for outgoing council member
05/31/22	Pcard	Creative Awards	16.50								16.50				Name plates
05/31/22	Pcard	Minuteman Press	60.00								60.00				Business cards
05/31/22	Pcard	Amazon	29.75	29.75											General meeting snacks: cookies;dried fruit; chex mix
05/31/22	Pcard	King Soopers	44.65	44.65											Meeting snacks for meetings on 5/9/22 and 5/16/22
05/31/22	Pcard	Cinzettis	5.60									2.80	2.80		Ward 4 neighborhood meeting food from Cinnzetti's
05/31/22	Pcard	Minuteman Press	60.00						60.00						Business cards
05/31/22	Pcard	Amazon	27.47	27.47											Meeting snacks
05/31/22	Pcard	Amazon	59.93	59.93											Heathy meeting snacks
05/31/22	Pcard	Safeway	58.60	58.60											Fruit, cookies, coffee pods for meeting on 5/23/22
06/22/22	Check	Absolute Graphics	184.46							184.46					Logo apparel
06/30/22	Pcard	Pig Rig	50.00			25.00	25.00								Groove Grub & local gov food truck Larson Park
06/30/22	Pcard	Starbucks	80.00							40.00	40.00				Coffee for Ward 3 neighborhood meeting
06/30/22	Pcard	Cheese Love Grill	90.00					45.00	45.00						Groove Grub & local gov food truck Wyco Park
06/30/22	Pcard	Amazon	36.00										36.00		Candy - CML Executive Board
06/30/22	Pcard	Target	35.02	35.02											Fruit and snacks meeting on 6/27/22
06/30/22	Pcard	Wal-Mart	45.55	45.55											Fruit and snacks meeting on 6/13/22
06/30/22	Pcard	Minuteman Press	102.50					102.50							Business cards
06/30/22	Pcard	Kona Ice - Big Island Endeavors LLC	50.00					25.00	25.00						Groove Grub & Local gov food truck Wyco Park
06/30/22	Pcard	Churros	60.00			30.00	30.00								Groove Grub & Local gov food truck Larson Park
06/30/22	Pcard	Santiagos Mexican Restaurant	127.40							63.70	63.70				Ward 3 neighborhood meeting food
06/30/22	Pcard	Creative Awards	22.35						22.35						Name badges
06/30/22	Pcard	Darleen's Dillas	60.00			30.00	30.00								Groove Grub & local gov food truck Larson Park
06/30/22	Pcard	Wal-Mart	34.66							17.33	17.33				Ward 3 neighborhood meeting food
07/06/22	Check	Absolute Graphics	731.11	36.95		80.76		151.24		149.48	312.68				Logo apparel
07/22/22	Check	Petty Cash-Finance-Supplies	60.29	60.29											Bungee cords for use at Groove Grub & local gov events
07/22/22	Check	Petty Cash-City Manager-NGPD Award	60.00										60.00		NGPD Awards Banquet
07/22/22	Check	Petty Cash-City Manager-NSO Business lunch	14.00										14.00		NSO luncheon
07/22/22	Check	Petty Cash-City Manager-NGPD Banquet	60.00							60.00					NGPD Awards Banquet

CITY OF NORTHGLENN
MAYOR / CITY COUNCIL
2022 OPERATING EXPENDITURES

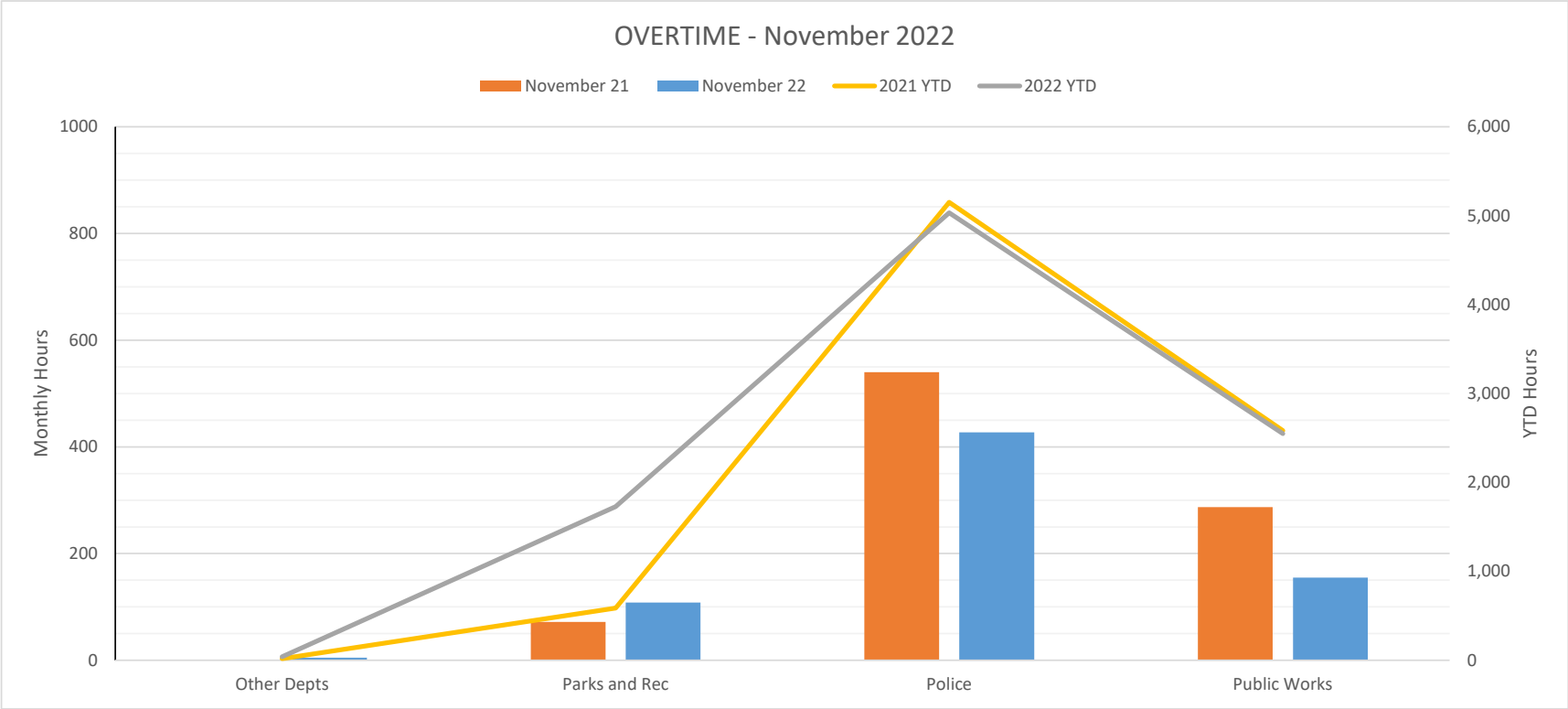
COUNCILPERSON

DATE	TYPE	VENDOR	TOTAL	CouncilPERSON										Comment		
				Council Wide	Mayor Leighty	Witkovich	Walker	Jaramillo	Brown	Goff	Mullica / Kondo	Lukeman- Hiramasa	Willford			
07/22/22	Check	Wal-Mart	34.45	34.45												Fruit & cookies meeting on 7/25/22
07/31/22	Pcard	Lucky Mary's Baking	75.00		75.00											Groove Grub & Local gov food truck festival lawn
07/31/22	Pcard	Safeway	38.34	38.34												Fruit & cookies meeting on 7/11/22
07/31/22	Pcard	Mac N Noodles	180.00		180.00											Groove Grub & Local gov food truck festival lawn
07/31/22	Pcard	Amazon	31.43	31.43												Meeting snacks
07/31/22	Pcard	Dude Bro Taco	120.00		120.00											Groove Grub & Local gov food truck festival lawn
08/30/22	Check	Absolute Graphics	115.81									115.81				NG logo apparel
08/31/22	Pcard	Target	4.69					2.35	2.34							Water for Ward 2 neighborhood meeting
08/31/22	Pcard	Target	33.17					16.58	16.59							Tea and chips for Ward 2 neighborhood meeting
08/31/22	Pcard	Eskimo Bros	110.00										55.00	55.00		Aug 25 Groove Grub
08/31/22	Pcard	Tacos with Altitude	130.00										65.00	65.00		Aug 25 Groove Grub
09/28/22	Check	Absolute Graphics	62.64								62.64					Logo apparel
09/30/22	Pcard	Subway	168.69					84.35	84.34							Ward 2 neighborhood meeting - sandwiches
09/30/22	Pcard	Chibby Wibbitz	65.00										32.50	32.50		Aug 25 Groove Grub
09/30/22	Pcard	Panera Bread	192.10	192.10												City Council/Civic Canopy discussion - CCPP
09/30/22	Pcard	Detector Electronics	179.95	179.95												Supplies for scanner
10/31/22	Pcard	Stickergiant	122.39	122.39												Northglenn logo stickers for aluminum cups
10/31/22	Pcard	Nothing Bundt Cakes	55.00	55.00												Special city council snacks - halloween
10/31/22	Pcard	Safeway	28.54	28.54												Dessert and drinks for city council meeting
10/31/22	Pcard	Amazon	18.99	18.99												Halloween meeting snacks
10/31/22	Pcard	Café Rio	149.88	149.88												CCPP and City Council meeting with dinner
10/31/22	Pcard	Water-Coffee Delivery	30.70	30.70												Water general meeting use
10/31/22	Pcard	Walgreens	110.27	110.27												Special halloween candy and snacks
10/31/22	Pcard	Target	60.09	60.09												City council meeting snacks
10/31/22	Pcard	Amazon	64.98	64.98												City council halloween candy
10/31/22	Pcard	Chick-Fil-A	593.02	593.02												Dinner for city council meeting
10/31/22	Pcard	Safeway	4.71	4.71												Fruit for city council meeting
11/30/22	Pcard	Tamale Kitchen	26.40										13.20	13.20		Ward 4 neighborhood meeting food from Tamale Kitchen
11/30/22	Pcard	Walgreens	12.72											12.72		Pictures for framed outgoing gift
11/30/22	Pcard	Office Depot	33.13	33.13												Water for CCPP dinner meeting
11/30/22	Pcard	Creative Awards	20.00											20.00		Plate for picture outgoing gift
11/30/22	Pcard	Amazon	11.61	11.61												Snacks for Santa bags
11/30/22	Pcard	Target	74.76	74.76												Candy and special snacks for last council meeting of the year
11/30/22	Pcard	Wal-Mart	49.11	49.11												Meeting snacks and treats for Ward 4 community meeting
11/30/22	Pcard	Amazon	18.99	18.99												Santa goodie bags
11/30/22	Pcard	Water-Coffee Delivery	31.47	31.47												Water for general meeting use
11/30/22	Pcard	Olive Garden	502.71	502.71												CCPP/City Council dinner meeting
11/30/22	Pcard	Tamale Kitchen	131.00										65.50	65.50		Ward 4 neighborhood meeting food from Tamale Kitchen
11/30/22	Pcard	Safeway	36.18							9.05	9.05		9.04	9.04		Supplies for Ward 3 & 4 meetings
11/30/22	Pcard	Dominos	178.78							89.39	89.39					Ward 3 community meeting - pizza
11/30/22	Pcard	Amazon	32.25	32.25												Special treats for Santa pant bags
11/30/22	Pcard	Amazon	23.30	23.30												Glass water pitcher for city council meetings
11/30/22	Pcard	In *ruby Patisserie	254.15	254.15												Cake for outgoing - Mayor Pro Tem Willford
11/30/22	Pcard	Amazon	18.99	18.99												Santa pant bags for last meeting of the year
Total Dues/Fees																
		Actual	15,154.36	8,986.34	691.87	666.03	677.07	684.55	384.45	695.62	1,045.75	896.43	426.25			
		Budget	10,200.00	10,200.00	-	-	-	-	-	-	-	-	-			
		Variance	(4,954.36)	1,213.66	(691.87)	(666.03)	(677.07)	(684.55)	(384.45)	(695.62)	(1,045.75)	(896.43)	(426.25)			
63200 Capital Equipment																
10/07/22	Check	Atrophysics Inc	40,347.00	40,347.00												Scanner/Xray machine to enter city council chambers
10/31/22	Pcard	Printsonthecheap	164.41	164.41												Supplies for scanner/xray machine for council chambers
10/31/22	Pcard	DSA Detection	187.08	187.08												Supplies for scanner/xray machine for council chambers
Total Dues/Fees																
		Actual	40,698.49	40,698.49	-	-	-	-	-	-	-	-	-			
		Budget	-	-	-	-	-	-	-	-	-	-	-			
		Variance	(40,698.49)	(40,698.49)	-	-	-	-	-	-	-	-	-			
68100 Dues/Fees																
01/12/22	Check	Adams County Education Consortium	850.00	850.00												2022 Member dues
01/26/22	Check	Colorado Municipqal League	22,575.00	22,575.00												2022 Member dues
02/01/22	Check	Civic Results	3,050.48	3,050.48												2022 Member dues
02/01/22	Check	City of Westminster	1,440.00	1,440.00												2022 Member dues

CITY OF NORTHGLENN
MAYOR / CITY COUNCIL
2022 OPERATING EXPENDITURES

COUNCILPERSON

DATE	TYPE	VENDOR	TOTAL	CouncilPERSON										Comment		
				Council Wide	Mayor Leighty	Witkovich	Walker	Jaramillo	Brown	Goff	Mullica / Kondo	Lukeman- Hiramasa	Willford			
02/01/22	Check	Colorado Communities for Climate Action	5,000.00	5,000.00												2022 Member dues
02/17/22	Check	Denver Regional Council of Governments	3,900.00	3,900.00												2022 Member dues
03/15/22	Check	Regional Air Quality Control	3,400.00	3,400.00												2022 Member dues
04/25/22	Check	Adams County Regional Economic Partner	10,000.00	10,000.00												2022 Member dues
05/31/22	Pcard	US Conference of Mayors	3,489.00	3,489.00												2022 Member dues
08/08/22	Check	Denver Regional Council of Governments	4,300.00	4,300.00												1st half member dues
08/17/22	Check	National League of Cities	3,508.00	3,508.00												Direct member dues
09/29/22	Check	Adams County Finance Dept	16,481.88	16,481.88												A-lift dues
Total Dues/Fees																
		Actual	77,994.36	77,994.36	-	-	-	-	-	-	-	-	-	-	-	-
		Budget	71,400.00	71,400.00	-	-	-	-	-	-	-	-	-	-	-	-
		Variance	(6,594.36)	(6,594.36)	-	-	-	-	-	-	-	-	-	-	-	-
68200 Grants/Donations																
01/12/22	Check	Northglenn Historic Preservation	20,000.00	20,000.00												Stonehocker Historic House
01/12/22	Check	Northglenn Historic Preservation	5,000.00	5,000.00												Stonehocker Historic House
03/29/22	Check	Northglenn Arts and Humanities	76,014.00	76,014.00												Per Capita funding
03/31/22	GL	Dolly Parton Imagination Library	5,000.00	5,000.00												Donation to the Dolly Parton Imagination Library
04/07/22	Check	Civic Results	1,500.00	1,500.00												2022 MMC MDHI Flex Funding
06/30/22	Pcard	Almost Home	500.00	500.00												
07/31/22	Pcard	Casa of Adams and Broomfield	2,500.00	2,500.00												
08/15/22	Check	Healing Hoop	2,000.00	2,000.00												OAF Sponsorship
Total Grants/Donations																
		Actual	112,514.00	112,514.00	-	-	-	-	-	-	-	-	-	-	-	-
		Budget	138,905.00	138,905.00	-	-	-	-	-	-	-	-	-	-	-	-
		Variance	26,391.00	26,391.00	-	-	-	-	-	-	-	-	-	-	-	-
68900 Contingency																
Total Contingency																
		Actual	-	-	-	-	-	-	-	-	-	-	-	-	-	-
		Budget	50,000.00	50,000.00	-	-	-	-	-	-	-	-	-	-	-	-
		Variance	50,000.00	50,000.00	-	-	-	-	-	-	-	-	-	-	-	-
General Fund 10 Totals																
		Actual	613,319.70	572,623.16	11,060.01	3,310.20	2,597.72	4,634.27	2,595.08	2,889.98	3,668.39	7,897.51	2,043.38			
		Budget	638,090.00	597,590.00	4,500.00	4,500.00	4,500.00	4,500.00	4,500.00	4,500.00	4,500.00	4,500.00	4,500.00			
		Variance	99,100.19	98,275.27	(6,560.01)	1,189.80	2,381.27	(134.27)	1,904.92	1,610.02	1,374.08	(3,397.51)	2,456.62			
Water Fund 50																
61100 Professional Services																
02/08/22	Check	Hoffmann, Parker, Wilson, & Carberry PC	164.00	164.00												City Attorney fee for January 2022
03/08/22	Check	Hoffmann, Parker, Wilson, & Carberry PC	164.00	164.00												City Attorney fee for February 2022
04/11/22	Check	Hoffmann, Parker, Wilson, & Carberry PC	697.00	697.00												City Attorney fee for March 2022
04/18/22	Check	Kaplan Kirsch & Rockwell	2,280.00	2,280.00												EPA Notice of valuation attorney fees
05/09/22	Check	Hoffmann, Parker, Wilson, & Carberry PC	717.50	717.50												City Attorney fee for April 2022
05/18/22	Check	Kaplan Kirsch & Rockwell	950.00	950.00												EPA Notice of valuation attorney fees
06/08/22	Check	Hoffmann, Parker, Wilson, & Carberry PC	164.00	164.00												City Attorney fee for May 2022
06/15/22	Check	Kaplan Kirsch & Rockwell	332.50	332.50												EPA Notice of valuation attorney fees
07/08/22	Check	Hoffmann, Parker, Wilson, & Carberry PC	1,736.35	1,736.35												City Attorney fee for June 2022
07/14/22	Check	Kaplan Kirsch & Rockwell	9,025.00	9,025.00												EPA Notice of valuation attorney fees
09/22/22	Check	Hoffmann, Parker, Wilson, & Carberry PC	553.50	553.50												City Attorney fee for August 2022
09/29/22	Check	Kaplan Kirsch & Rockwell	4,132.50	4,132.50												EPA Notice of valuation attorney fees
10/11/22	Check	Hoffmann, Parker, Wilson, & Carberry PC	82.00	82.00												City Attorney fee for September 2022
10/18/22	Check	Kaplan Kirsch & Rockwell	3,372.50	3,372.50												EPA Notice of valuation attorney fees
11/10/22	Check	Hoffmann, Parker, Wilson, & Carberry PC	861.00	861.00												City Attorney fee for October 2022
11/28/22	Check	Kaplan Kirsch & Rockwell	14,492.50	14,492.50												EPA Notice of valuation attorney fees
11/28/22	Check	Kaplan Kirsch & Rockwell	2,042.50	2,042.50												EPA Notice of valuation attorney fees
Total Professional Services																
		Actual	41,766.85	41,766.85	-	-	-	-	-	-	-	-	-	-	-	-
		Budget	30,000.00	30,000.00	-	-	-	-	-	-	-	-	-	-	-	-
		Variance	(11,766.85)	(11,766.85)	-	-	-	-	-	-	-	-	-	-	-	-



CITY OF NORTHGLENN
Capital Improvement Program

Project Description	2022 Adopted Budget	<u>YTD November 2022 Actuals</u>		2023 Estimate	2024 Estimate	2025 Estimate	2026 Estimate	5-Year Total	Funding Source
		YTD Expenditures	Amount Remaining						
<u>CONSERVATION TRUST FUND</u>									
Greenway Trail Replacement	\$ 131,850	\$ 74,200	\$ 57,650	\$ 75,000	\$ 75,000	\$ 75,000	\$ 75,000	\$ 431,850	CTF
Sensory Playground Repair	250,000	-	250,000	-	-	-	-	250,000	CTF
Jaycee Ballfield Lights	220,000	-	220,000	-	-	-	-	220,000	CTF
Bocce Ball Court	10,000	-	10,000	-	-	-	-	10,000	CTF
Kiwanis Pool Repairs	500,000	-	500,000	-	-	-	-	500,000	CTF
Total	\$ 1,111,850	\$ 74,200	\$ 1,037,650	\$ 75,000	\$ 75,000	\$ 75,000	\$ 75,000	\$ 1,411,850	

CITY OF NORTHGLENN
Capital Improvement Program

Project Description	2022 Adopted Budget	YTD November 2022 Actuals		2023 Estimate	2024 Estimate	2025 Estimate	2026 Estimate	5-Year Total	Funding Source
		YTD Expenditures	Amount Remaining						
<u>CDBG FUND</u>									
Pedestrian Mobility	\$ -	\$ -	\$ -	\$ 225,000	\$ 225,000	\$ 225,000	\$ 225,000	\$ 900,000	CDBG
Total	\$ -	\$ -	\$ -	\$ 225,000	\$ 225,000	\$ 225,000	\$ 225,000	\$ 900,000	

CITY OF NORTHGLENN
Capital Improvement Program

YTD November 2022 Actuals

Project Description	2022 Adopted Budget	YTD Expenditures	Amount Remaining	2023 Estimate	2024 Estimate	2025 Estimate	2026 Estimate	5-Year Total	Funding Source
<u>CAPITAL PROJECTS FUND</u>									
City-Wide Fence	\$ 100,000	\$ -	\$ 100,000	\$ -	\$ -	\$ -	\$ -	\$ 100,000	ADCOO
ADCO Sensory Park Playground	375,000	-	375,000	-	-	-	-	375,000	GRANT
Emergency Park Repairs	25,000	9,935	15,065	25,000	25,000	25,000	25,000	125,000	ADCOO
Jaycee Ballfield	179,000	-	179,000	-	-	-	-	179,000	GRANT
Parks Storage Facility	715,000	-	715,000	-	-	-	-	715,000	GENERAL
NWOS Bridge Design	37,060	-	37,060	-	-	-	-	37,060	GENERAL
Tennis Court Repair	780,956	-	780,956	-	-	-	-	780,956	ADCOO
ADCO Wyco Tennis Court	300,000	-	300,000	-	-	-	-	300,000	GRANT
Rotary Park Enhancements	27,000	-	27,000	-	-	-	-	27,000	GRANT
Justice Center West Park	1,500,000	-	1,500,000	-	-	-	-	1,500,000	GRANT
Playground Equipment Replacement	100,000	-	100,000	50,000	100,000	100,000	-	350,000	ADCOO
Playground Equipment Replacement	250,000	-	250,000	-	-	-	-	250,000	GRANT
E.B. Rains Renovation	750,000	-	750,000	-	-	-	-	750,000	ADCOO
E.B. Rains Fence	150,000	-	150,000	-	-	-	-	150,000	ADCOO
Kiwanis Pool Repairs	1,500,000	15,636	1,484,364	-	-	-	-	1,500,000	ADCOO / GRANT
Croke Reservoir Improvements	120,000	7,334	112,666	-	-	-	-	120,000	ADCOO
Traffic Signal Wraps	-	-	-	-	50,000	-	-	50,000	ADCOO
Residential Street Program	5,045,379	3,575,798	1,469,581	950,000	950,000	950,000	950,000	8,845,379	ADCOT / GENERAL
Traffic Signal Program	100,032	39,245	60,787	50,000	50,000	50,000	50,000	300,032	ADCOT / GENERAL
Concrete Program	111,320	92,966	18,354	100,000	100,000	100,000	100,000	511,320	ADCOT
120th Ave Widening	7,933,853	24,244	7,909,609	-	-	-	-	7,933,853	4.000 MILLS
120th Ave Widening	8,490,821	38,562	8,452,259	-	-	-	-	8,490,821	GRANT
School Zone Safety	102,339	17,845	84,494	50,000	100,000	50,000	100,000	402,339	GENERAL
Civic Center Master Plan	200,000	85,603	114,397	-	-	-	-	200,000	DEBT PROCEEDS
Parking Lot Repairs	-	-	-	200,000	200,000	200,000	200,000	800,000	GENERAL
Traffic Calming	484,970	123,891	361,079	250,000	250,000	250,000	250,000	1,484,970	ADCOT
Community Center Dr Bridge	675,150	-	675,150	-	-	-	-	675,150	GENERAL / GRANT
Civic Center Master Plan Ph2-City Hall	33,841,492	621,990	33,219,502	-	-	-	-	33,841,492	1/2% / MJ / GENERAL
Connect Northglenn Striping	760,000	16,488	743,512	-	-	-	-	760,000	ADCOT / GRANT
Traffic Signal Upgrade	1,200,000	1,045,389	154,611	-	-	-	-	1,200,000	GENERAL, GRANT
Major Arterial Rehabilitation	-	-	-	1,500,000	1,100,000	1,500,000	1,500,000	5,600,000	4.000 MILLS
104th Ave	1,071,317	847,260	224,057	-	-	-	-	1,071,317	GRANT
RTD Path Lighting	200,000	-	200,000	-	-	-	-	200,000	GENERAL
Facilities Building - M&O	200,000	3,588	196,412	1,200,000	-	-	-	1,400,000	1/2%
Bridge Rail Replacement	400,000	84,425	315,575	-	-	-	-	400,000	GENERAL
Entryway Signs	50,000	12,672	37,328	-	-	-	-	50,000	GENERAL
Civic Center Master Plan Ph2-Site Work	2,741,812	3,410	2,738,402	-	-	-	-	2,741,812	GENERAL
Transportation Master Plan	-	-	-	300,000	-	-	-	300,000	GENERAL
Civic Center COP Debt	2,669,800	662,231	2,007,569	2,667,300	2,671,550	2,672,050	2,668,800	13,349,500	1/2%, MJ, GENERAL
Justice Center COP Debt	1,466,769	351,634	1,115,135	1,468,519	1,468,269	1,466,019	1,466,769	7,336,345	1/2%
Total	\$ 74,654,070	\$ 7,680,146	\$ 66,973,924	\$ 8,810,819	\$ 7,064,819	\$ 7,363,069	\$ 7,310,569	\$ 105,203,346	

CITY OF NORTHGLENN
Capital Improvement Program

Project Description	2022 Adopted Budget	YTD November 2022 Actuals		2023 Estimate	2024 Estimate	2025 Estimate	2026 Estimate	5-Year Total	Funding Source
		YTD Expenditures	Amount Remaining						
<u>WATER FUND</u>									
Water Line Replacement	\$ 318,130	\$ 35,377	\$ 282,753	\$ 100,000	\$ 100,000	\$ 100,000	\$ 100,000	\$ 718,130	WF
Standley Lake Pipeline	150,000	150,000	-	150,000	150,000	150,000	150,000	750,000	WF
North Low Zone Tank Painting	316,455	334,772	(18,317)	-	-	-	-	316,455	WF
Lab Information Management System	5,205	-	5,205	-	-	-	-	5,205	WF
Waste Handling Improvements	7,000,000	1,352,883	5,647,117	-	-	-	-	7,000,000	WF
Filter to Waste Automation	412,910	-	412,910	-	-	-	-	412,910	WF
Bull Reservoir Pump Replacement	863,119	624,745	238,374	-	-	-	-	863,119	WF
Automated Filter Backwash	1,100,000	-	1,100,000	-	-	-	-	1,100,000	GRANT
Huron St Waterline	3,250,000	930,010	2,319,990	-	-	-	-	3,250,000	GRANT
FHL Flume Webster Lake	85,000	-	85,000	-	-	-	-	85,000	WF
WTP Rehabilitation	-	-	-	400,000	400,000	250,000	250,000	1,300,000	WF
Lease Payments	1,010,464	8,600	1,001,864	-	-	-	-	1,010,464	WF
Total	\$ 14,511,283	\$ 3,436,387	\$ 11,074,896	\$ 650,000	\$ 650,000	\$ 500,000	\$ 500,000	\$ 16,811,283	

CITY OF NORTHGLENN
Capital Improvement Program

Project Description	2022 Adopted Budget	YTD November 2022 Actuals		2023 Estimate	2024 Estimate	2025 Estimate	2026 Estimate	5-Year Total	Funding Source
		YTD Expenditures	Amount Remaining						
WASTEWATER FUND									
Collection System Rehab	\$ 511,594	\$ 238,241	\$ 273,353	\$ -	\$ -	\$ 250,000	\$ 250,000	\$ 1,011,594	WWF
Collection System Rehab	250,000	-	250,000	250,000	250,000	-	-	750,000	GRANT
Lift Station A & Forcemain Replacement	9,980,917	5,764,339	4,216,578	-	-	-	-	9,980,917	WWF
Lift Station Flow Meters	420,000	-	420,000	-	-	-	-	420,000	WWF
Clarifier Rehabilitation	500,000	12,252	487,748	-	-	-	-	500,000	WWF
Collection System Waste Receiving Station	200,000	53,565	146,435	-	-	-	-	200,000	WWF
WWTP Rating Study	100,000	26,940	73,060	-	-	-	-	100,000	WWF
Lift Station B Replacement	-	-	-	-	-	1,000,000	6,000,000	7,000,000	WWF
Primary Clarifiers & Digesters	-	-	-	-	-	-	30,000,000	30,000,000	WWF
Revenue Bond Payments	1,307,542	360,440	947,102	1,533,076	1,688,849	1,669,173	1,631,891	7,830,531	WWF
Total	\$ 13,270,053	\$ 6,455,777	\$ 6,814,276	\$ 1,783,076	\$ 1,938,849	\$ 2,919,173	\$ 37,881,891	\$ 57,793,042	

CITY OF NORTHGLENN
Capital Improvement Program

Project Description	2022 Adopted Budget	YTD November 2022 Actuals		2023 Estimate	2024 Estimate	2025 Estimate	2026 Estimate	5-Year Total	Funding Source
		YTD Expenditures	Amount Remaining						
STORMWATER FUND									
Storm Drainage System Improvement	\$ 277,391	\$ 300	\$ 277,091	\$ 100,000	\$ 100,000	\$ 100,000	\$ 100,000	\$ 677,391	SWF
Huron Street Line Replacement	250,000	-	250,000	-	-	-	-	250,000	GRANT
Acoma Street Storm Sewer Repair	738,000	-	738,000	35,000	-	-	-	773,000	SWF
Acoma Street Storm Sewer Repair	-	-	-	35,000	-	-	-	35,000	SWF
Melody Drive Storm Sewer Repair	-	-	-	-	120,000	-	-	120,000	SWF
Washington Street/Kiwanis Detention	-	-	-	-	-	1,300,000	-	1,300,000	SWF
GHC Conveyance Improvements @ Irma	-	-	-	-	-	-	800,000	800,000	SWF
Total	\$ 1,265,391	\$ 300	\$ 1,265,091	\$ 170,000	\$ 220,000	\$ 1,400,000	\$ 900,000	\$ 3,955,391	
CITY-WIDE TOTAL	\$104,812,647	\$ 17,646,810	\$ 87,165,837	\$ 11,713,895	\$ 10,173,668	\$ 12,482,242	\$ 46,892,460	\$ 186,074,912	

Executed Contracts (below \$50,000) for November 2022

<u>Vendor</u>	<u>Contract</u>	<u>Contract Dates</u>		<u>Total</u>	<u>Purpose</u>
	<u>Executed</u>	<u>Start</u>	<u>End</u>	<u>Amount</u>	
	<u>Date</u>				
Eduardo Medina Martinez	11/3/2022			\$ -	Police Officer Trainee Agreement
Chandler Davis	11/4/2022			\$ -	Police Officer Trainee Agreement
Benjamin Olson	11/4/2022			\$ -	Police Officer Trainee Agreement
Jayson Pierce	11/9/2022			\$ -	Police Officer Trainee Agreement
EDGE Contracting Inc.	11/10/2022			\$ 10,920.00	2022-037 Change Order #3 - Huron Street Waterline Replacement Project
Saul Pena	11/16/2022			\$ -	Police Officer Trainee Agreement
BT Construction, Inc.	11/21/2022			\$ (121,881.77)	2020-062 Change Order #2 - Force Main A Replacement Project
Placer Labs, Inc.	11/22/2022			\$ 18,000.00	Economic Development Placer Data Service
				<u>\$ (92,961.77)</u>	