



October 2017

Monthly Financial Packet

City of Northglenn

Financial Packet

Packet Contents

<u>Description</u>	<u>Page #</u>
Executive Summary	1
Financial Statements	2
Cash Reserves	7
Marketplace Sales Tax Chart	8
Citywide Sales Tax Comparison	9
Geo Code Tax Data	10
Accounts Payable Disbursement Listing	11
City Council Operating Expenditures	18
Overtime Report	23
CIP Report	24
Summary of Executed Contracts	29



CITY OF
Northglenn

City of Northglenn
Interim Financial Statements
For the Period Ending
October 2017

Executive Summary:

- Sales/Use Tax
 - Year-to-date sales and use tax reported an increase of \$527,442, or 3.3%, when compared to the previous year.
- General Fund
 - Year-to-date revenues within the General Fund total \$19,957,246, remaining essentially unchanged when compared to the prior year. Revenue collection differences from the prior year were caused from the timing of receipts.
 - General Fund year-to-date expenditures total \$18,582,175 accounting for 72% of the annual appropriation. Expenditures within the fund have increased approximately 2.6% or \$463,939 over the prior year.
- Water and Wastewater Fund
 - Water & Wastewater Fund year-to-date revenues total \$11,675,903. This is a decrease of approximately 1.3% as compared to the prior year. Revenues restricted for water resources are \$48,955 or 2.5%, more than in the prior year. The restricted revenue for debt service is up approximately 5%, or \$34,336.
 - Year-to-date expenditures within the Water & Wastewater Fund total \$12,582,041 and account for 63% of the annual appropriation. Fund expenditures increased \$2,215,930 or 21% when compared to the same period of 2016.
- Stormwater Fund
 - Year-to-date revenues within the Stormwater Fund total \$339,960, an increase over last year's collections by 2% or \$5,828.
 - Stormwater Fund year-to-date expenditures total \$1,616,896 and account for 102% of the annual appropriation. Fund expenditures increased \$1,474,641 when compared to the same period of 2016.
- Sanitation Fund
 - Sanitation Fund year-to-date revenues total \$1,506,782, an increase of approximately 23% as compared to the prior year. While a significant portion of the fees associated with sanitation services are assessed at a flat amount and remain extremely consistent, the rate increase approved in 2016 accounts for the increased revenue. The rate increase was approximately 30% for the base rate and fees for other services also increased.
 - Year-to-date expenditures within the Sanitation Fund total \$937,252 and account for 50% of the annual appropriation. Expenditures within the fund decreased 27.5% or \$355,213 from the prior year.

**Revenue Report
October 31, 2017
General Fund**

	2017 Adopted Budget	Actuals as of October 31, 2017	Over/(Under) Projected	Collection Rate	Prior Year Actual as of October 31, 2016	Over/(Under) Prior Year	Percent Difference
REVENUES							
Taxes							
Property Taxes	\$ 2,341,565	\$ 2,259,701	\$ (81,864)	96.50%	\$ 2,223,351	\$ 36,350	1.63%
Sales Taxes	13,879,436	10,071,213	(3,808,223)	72.56%	9,743,513	327,700	3.36%
Use Tax	2,856,765	2,092,594	(764,171)	73.25%	2,131,957	(39,363)	-1.85%
Other Tax	267,704	234,155	(33,549)	87.47%	230,359	3,796	1.65%
Total Taxes*	19,345,470	14,657,663	(4,687,807)	75.77%	14,329,180	328,483	2.29%
Intergovernmental Revenues	2,280,434	1,605,832	(674,602)	70.42%	1,631,366	(25,534)	-1.57%
Licenses and Permits	672,737	567,356	(105,381)	84.34%	574,938	(7,582)	-1.32%
Charges for Services	2,517,741	2,053,282	(464,459)	81.55%	2,089,289	(36,007)	-1.72%
Fines and Forfeitures	1,024,279	810,374	(213,905)	79.12%	849,028	(38,654)	-4.55%
Other Revenues	145,930	262,739	116,809	180.04%	160,251	102,488	63.95%
Total Revenues	25,986,591	19,957,246	(6,029,345)	76.80%	19,634,052	323,194	1.65%
Other Financing Sources	-	-	-	N/A	326,987	(326,987)	-100.00%
Total Revenue	\$ 25,986,591	\$ 19,957,246	\$ (6,029,345)	76.80%	\$ 19,961,039	\$ (3,793)	-0.02%

*Due to normal collection cycles, the tax revenues presented in the above statement represent amounts collected as of the prior month and not of that of the period being reported.

Expenditure Report
October 31, 2017
General Fund

	2017 Adopted Budget	Actual as of October 31, 2017	Over/(Under) Adopted Budget	Spending Rate	Prior Year Actual as of October 31, 2016	Over/(Under) Prior Year	Percent Difference
Legislative	\$ 712,789	\$ 476,104	\$ (236,685)	66.79%	\$ 476,887	\$ (783)	-0.16%
City Manager	1,341,597	799,176	(542,421)	59.57%	710,929	88,247	12.41%
City Clerk	360,453	257,458	(102,995)	71.43%	203,684	53,774	26.40%
Management Services	1,848,667	1,455,950	(392,717)	78.76%	1,426,433	29,517	2.07%
Technology	911,375	719,974	(191,401)	79.00%	653,915	66,059	10.10%
Finance	474,991	378,393	(96,598)	79.66%	381,994	(3,601)	-0.94%
Planning & Development	1,654,065	1,226,560	(427,505)	74.15%	1,134,649	91,911	8.10%
Parks, Recreation and Cultural	4,015,989	3,189,282	(826,707)	79.41%	3,180,085	9,197	0.29%
Police	9,813,226	7,577,733	(2,235,493)	77.22%	7,253,619	324,114	4.47%
Public Works	2,537,517	1,951,803	(585,714)	76.92%	1,830,243	121,560	6.64%
Total Operating Expenditures	23,670,669	18,032,433	(5,638,236)	76.18%	17,252,438	779,995	4.52%
Other Financing Uses	2,280,000	549,742	(1,730,258)	24.11%	865,798	(316,056)	-36.50%
Total Expenditures	\$ 25,950,669	\$ 18,582,175	\$ (7,368,494)	71.61%	\$ 18,118,236	\$ 463,939	2.56%

Revenue and Expenditure Report

October 31, 2017

Water and Wastewater Fund

	2017 Adopted Budget	Actual as of October 31, 2017	Over/(Under) Budget	Collection/ Spending Rates	Prior Year Actual as of October 31, 2016	Current Year Over/(Under) Prior Year	Percent Difference
Revenue							
Operating Revenue	\$ 11,002,164	\$ 8,897,867	\$ (2,104,297)	80.87%	\$ 9,131,161	\$ (233,294)	-2.55%
Water Resources Revenue	2,716,915	2,027,308	(689,607)	74.62%	1,978,353	48,955	2.47%
Debt Service Revenue	1,065,299	750,728	(314,571)	70.47%	716,392	34,336	4.79%
Total Water Fund Revenues	14,784,378	11,675,903	(3,108,475)	78.97%	11,825,906	(150,003)	-1.27%
Expenditures							
Operating Expenditures	18,883,084	12,526,073	(6,357,011)	66.33%	10,301,382	2,224,691	21.60%
Water Resources Expenditures	-	-	-	N/A	-	-	N/A
Debt Service Expenditures	977,033	55,968	(921,065)	5.73%	64,729	(8,761)	-13.53%
Total Water Fund Expenditures	19,860,117	12,582,041	(7,278,076)	63.35%	10,366,111	2,215,930	21.38%
Revenues Over/(Under) Expenditures	\$ (5,075,739)	\$ (906,138)	\$ 4,169,601	N/A	\$ 1,459,795	\$ (2,365,933)	-162.07%

Operating Revenue:

Water Usage	\$ 6,858,780	\$ 5,652,697	\$ (1,206,083)	82.42%	\$ 5,979,925	\$ (327,228)	-5.47%
Sewer Usage	\$ 3,889,274	\$ 2,828,960	\$ (1,060,314)	72.74%	\$ 2,832,425	\$ (3,465)	-0.12%

Water Resources Revenue:

Non-Food Sales/Use Tax*	\$ 2,716,915	\$ 2,027,308	\$ (689,607)	74.62%	\$ 1,978,353	\$ 48,955	2.47%
-------------------------	--------------	--------------	--------------	--------	--------------	-----------	-------

Debt Service:

Food Taxes*	\$ 1,065,299	\$ 750,728	\$ (314,571)	70.47%	\$ 716,392	\$ 34,336	4.79%
-------------	--------------	------------	--------------	--------	------------	-----------	-------

*Due to normal collection cycles, the tax revenues presented in the above statement represent amounts collected as of the prior month and not of that of the period being reported.

Revenue and Expenditure Report
October 31, 2017
Stormwater Fund

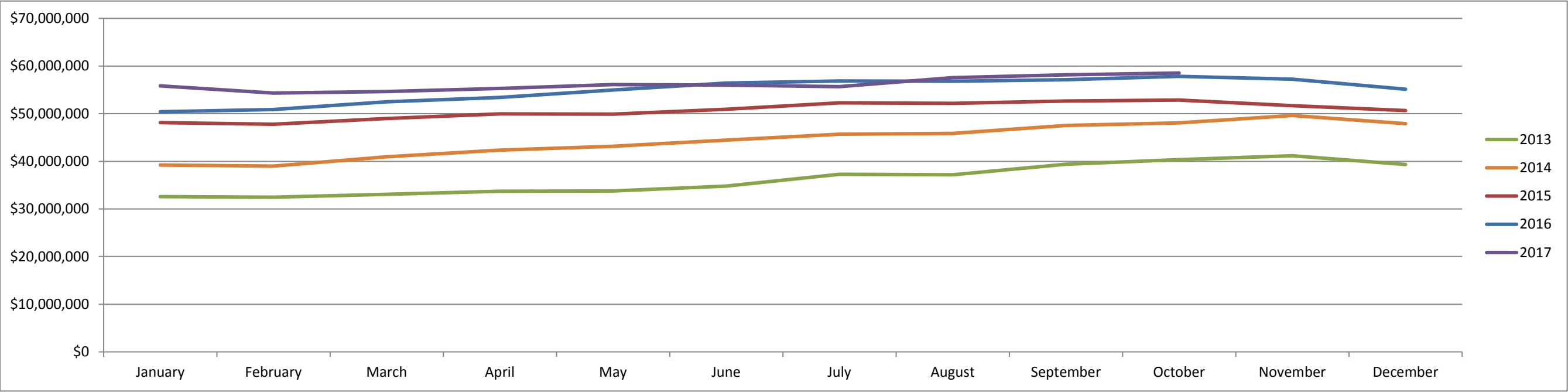
	<u>2017 Adopted Budget</u>	<u>Actual as of October 31, 2017</u>	<u>Over/(Under) Budget</u>	<u>Collection/ Spending Rates</u>	<u>Prior Year Actual as of October 31, 2016</u>	<u>Current Year Over/(Under) Prior Year</u>	<u>Percent Difference</u>
Operating Revenues							
Charges for Services							
Stormwater Charges	\$ 415,609	\$ 334,811	\$ (80,798)	80.56%	\$ 328,982	\$ 5,829	1.77%
Miscellaneous Revenues							
Investment Earnings	3,500	5,149	1,649	147.11%	5,150	(1)	-0.02%
Total Operating Revenues	419,109	339,960	(79,149)	81.11%	334,132	5,828	1.74%
Operating Expenditures							
Stormwater Collection	1,588,338	1,616,896	28,558	101.80%	142,255	1,474,641	1036.62%
Total Operating Expenditures	1,588,338	1,616,896	28,558	101.80%	142,255	1,474,641	1036.62%
Total Operating Revenues Over/(Under) Expenditures	(1,169,229)	(1,276,936)	(107,707)	N/A	191,877	(1,468,813)	-765.50%
Other Financing Sources	-	-	-	N/A	-	-	N/A
Revenues Over/(Under) Expenditures	\$ (1,169,229)	\$ (1,276,936)	\$ (107,707)	N/A	\$ 191,877	\$ (1,468,813)	-765.50%

Revenue and Expenditure Report
October 31, 2017
Sanitation Fund

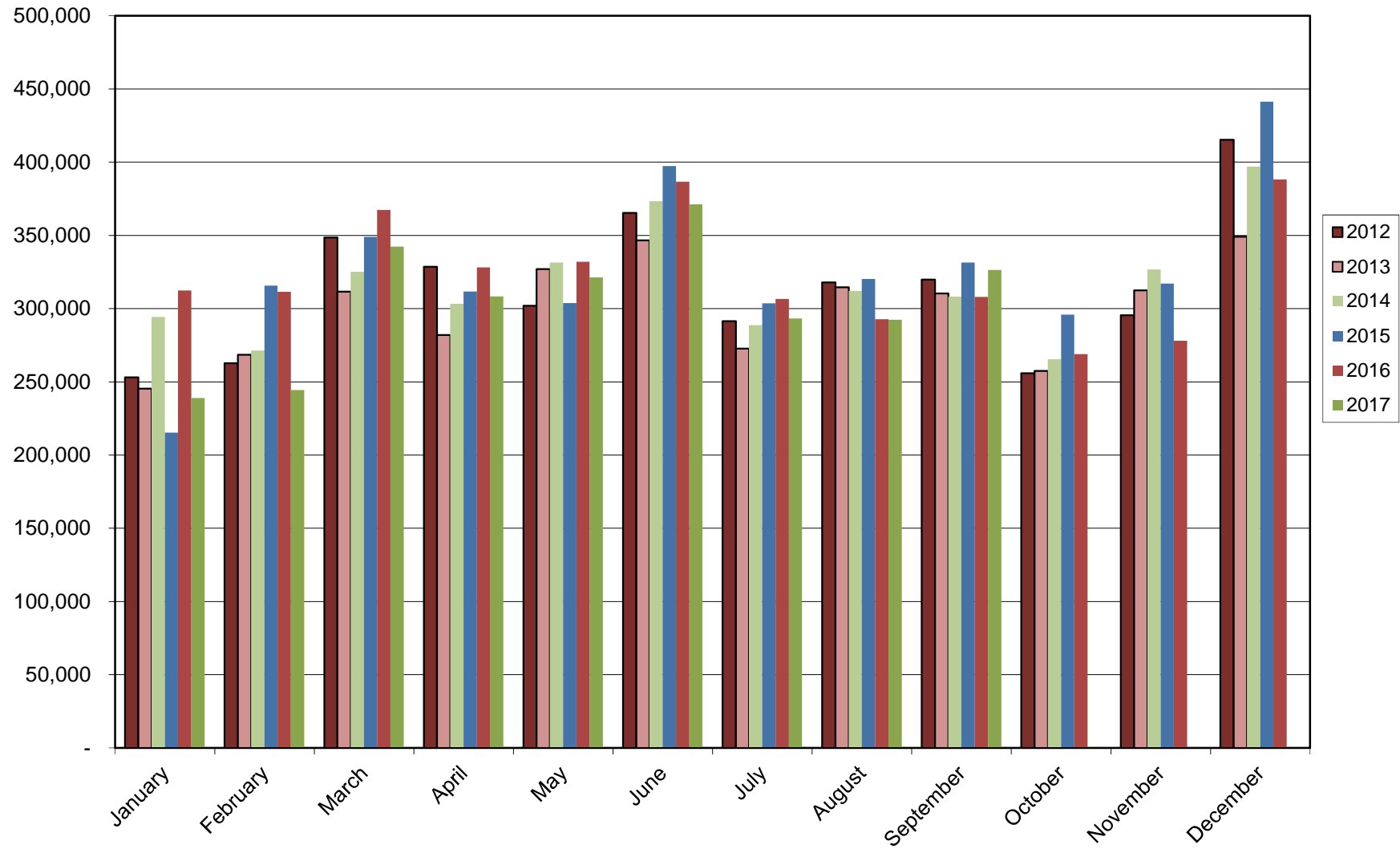
	<u>2017 Adopted Budget</u>	<u>Actual as of October 31, 2017</u>	<u>Over/(Under) Adopted Budget</u>	<u>Collection/ Spending Rates</u>	<u>Prior Year Actual as of October 31, 2016</u>	<u>Current Year Over/(Under) Prior Year</u>	<u>Percent Difference</u>
Operating Revenues							
Charges for Services							
Trash Charges	\$ 1,846,781	\$ 1,459,457	\$ (387,324)	79.03%	\$ 1,110,734	\$ 348,723	31.40%
Recycling Revenue	3,422	21,363	17,941	624.28%	2,517	18,846	748.75%
Polycart Revenue	16,169	16,016	(153)	99.05%	17,108	(1,092)	-6.38%
Total Charges for Services	1,866,372	1,496,836	(369,536)	80.20%	1,130,359	366,477	32.42%
Miscellaneous Revenues							
Investment Earnings	7,500	9,946	2,446	132.61%	6,744	3,202	47.48%
Sale of Assets	-	-	-	N/A	87,933	(87,933)	-100.00%
Total Operating Revenues	1,873,872	1,506,782	(367,090)	80.41%	1,225,036	281,746	23.00%
Operating Expenditures							
Solid Waste Collection	1,866,451	937,252	(929,199)	50.22%	1,292,465	(355,213)	-27.48%
Total Operating Revenues Over/(Under) Expenditures	7,421	569,530	562,109	7674.57%	(67,429)	636,959	N/A
Other Financing Sources	-	-	-	N/A	-	-	N/A
Revenues Over/(Under) Expenditures	\$ 7,421	\$ 569,530	\$ 562,109	7674.57%	\$ (67,429)	\$ 636,959	N/A

Cash Reserves

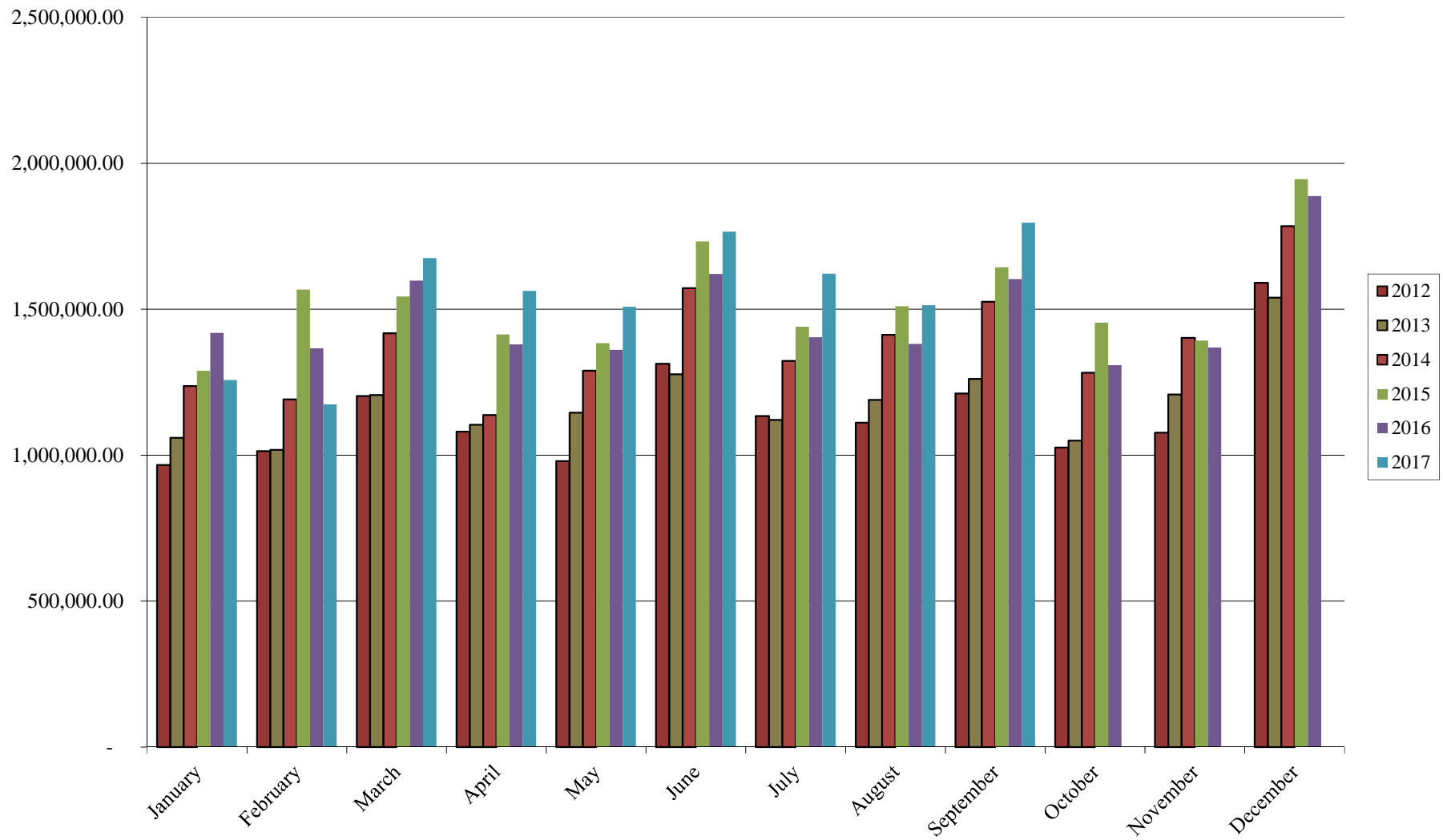
	2017											
	January	February	March	April	May	June	July	August	September	October	November	December
General Fund	\$20,367,421.54	\$19,752,014.80	\$20,271,069.60	\$21,094,772.76	\$21,484,452.97	\$21,171,391.95	\$21,878,900.86	\$22,316,646.17	\$22,251,474.36	\$22,606,568.75		
CTF	\$1,145,894.54	\$1,146,340.25	\$1,227,187.79	\$1,227,417.93	\$1,228,810.76	\$1,323,791.97	\$1,324,451.81	\$1,325,107.77	\$1,419,797.60	\$1,420,528.01		
CDBG	\$0.00	\$0.00	\$0.00	\$0.00	\$0.00	\$0.00	\$0.00	\$0.00	\$0.00	\$0.00		
Capital Projects Fund	\$17,182,383.43	\$17,215,996.92	\$17,714,147.27	\$17,849,063.37	\$18,062,455.36	\$18,429,690.80	\$18,957,765.75	\$19,246,941.52	\$19,774,543.96	\$19,273,030.61		
Water Fund	\$14,855,350.13	\$14,762,039.93	\$14,840,546.22	\$15,100,559.97	\$15,397,545.75	\$14,974,954.82	\$15,673,223.46	\$16,754,241.24	\$17,210,199.71	\$17,867,342.40		
Wastewater Fund	(\$191,385.09)	(\$1,088,541.21)	(\$2,009,335.90)	(\$2,688,937.46)	(\$2,877,373.21)	(\$2,843,673.14)	(\$3,762,610.33)	(\$3,779,038.25)	(\$4,226,476.73)	(\$4,464,587.46)		
Stormwater Fund	\$1,273,446.22	\$1,299,502.05	\$1,293,319.30	\$1,319,142.33	\$1,353,319.10	\$1,455,703.33	\$25,235.63	\$22,902.16	\$28,573.95	\$61,836.49		
Sanitation Fund	\$1,200,930.43	\$1,236,729.92	\$1,296,909.31	\$1,366,033.24	\$1,440,037.39	\$1,504,622.51	\$1,567,801.10	\$1,648,973.87	\$1,686,773.88	\$1,764,010.33		
Total	\$55,834,041.20	\$54,324,082.66	\$54,633,843.59	\$55,268,052.14	\$56,089,248.12	\$56,016,482.24	\$55,664,768.28	\$57,535,774.48	\$58,144,886.73	\$58,528,729.13		



Marketplace Sales Tax History



Northglenn Sales Tax History



**Tax Collected by Geographic Code
through September 2017**

Ranking	Area	YTD		\$ Change	% Change	Sample of Area Businesses
		2017	2016			
1	Marketplace	\$ 2,738,039	\$ 2,935,480	\$ (197,441)	-7.21%	Ross Dress for Less, Lowes, Cinzettis, Texas Roadhouse
2	NG Greens	\$ 1,457,406	\$ 1,443,804	\$ 13,602	0.93%	Best Buy, Boot Barn, Applebees
3	Malley	\$ 1,338,416	\$ 1,306,708	\$ 31,708	2.37%	Sherwin Williams, The Green Solution, Vitamin Cottage
4	City Center	\$ 975,498	\$ 1,013,186	\$ (37,687)	-3.86%	Boondocks, Ramada, Damon's, Longhorn Steakhouse
5	Washington Pointe	\$ 884,371	\$ 842,115	\$ 42,256	4.78%	O'Reilly, Albertsons, Petco, Burger King
6	Huron Crossing	\$ 812,600	\$ 759,625	\$ 52,976	6.52%	Peerless Tire, Cracker Barrel, Botanacare
7	Irma	\$ 769,675	\$ 678,787	\$ 90,888	11.81%	Pioneer Sand, Gulfeagle Supply, Family Dollar
8	Marketplace Annex	\$ 708,847	\$ 671,661	\$ 37,186	5.25%	McDonald, Car Toys, Taco Bell
9	Huron at 104th	\$ 392,244	\$ 335,785	\$ 56,460	14.39%	Tamale Kitchen, Natural Selections
10	Hillcrest	\$ 313,591	\$ 330,544	\$ (16,953)	-5.41%	Red Lobster, Santiagos, Fastsigns
11	Washington East	\$ 308,902	\$ 320,260	\$ (11,358)	-3.68%	Walgreens, Tires Plus, Sonic, Pizza Hut
12	Eastlake	\$ 147,946	\$ 133,796	\$ 14,149	9.56%	Circle K, Santiagos
13	Office Plaza	\$ 32,604	\$ 31,896	\$ 708	2.17%	Diamond Shamrock, A Hair Never There
14	Home Business	\$ 20,007	\$ 15,472	\$ 4,536	22.67%	



October 2017
Cash Disbursements

<u>Date</u>	<u>Vendor</u>	<u>Check Number</u>	<u>Amount</u>	<u>Description</u>
<u>General Fund</u>				
10/6/2017	Cimplx Compliance Services	153140	\$ 719.10	ACA Compliance
10/6/2017	Cordova Terry	153142	400.00	Retiree Stipend
10/6/2017	Dodge Sign Company	153143	30.00	Sponsor Banner
10/6/2017	English Mark	153144	359.00	Pirate-staff/performer meals
10/6/2017	Ensey Eric	153145	643.34	American Planning Association Conf.
10/6/2017	Family Support Registry	153146	463.78	Employee Withholding
10/6/2017	Family Support Registry	153146	238.00	Employee Withholding
10/6/2017	Family Support Registry	153146	838.62	Employee Withholding
10/6/2017	Family Support Registry	153146	301.00	Employee Withholding
10/6/2017	Fantasia Angelina	153147	258.69	Employee Withholding
10/6/2017	FCC LLC fbo Hill Enterprises Inc	153148	14,833.91	#0655117-IN - Diesel Fuel Delivered to M&O Facility 9-27-17
10/6/2017	Jensen Paula	153149	141.56	Mileage Reimbursement
10/6/2017	Logan William	153150	400.00	Retiree Stipend
10/6/2017	Morris Miguel	153152	60.00	Pirate-Staff/performer meals
10/6/2017	Peterson Amanda	153155	20.77	Expense Reimbursement
10/6/2017	Pirnack Aaron	153156	160.00	Pirate-2016
10/6/2017	Pirnack Aaron	153156	160.00	Pirate-Ball/Treasure Quest
10/6/2017	Scharfenberg Kelli	153157	52.64	Expense Reimbursement
10/6/2017	Sielaff Alan	153158	256.00	American Planning Conf.
10/6/2017	Smith Becky	153159	920.57	American Planning Association Conference
10/6/2017	Sunbelt Rentals Inc	153160	1,102.70	#72630996-0001- Generator/Calbles/Boxes Rental for Pow Wow
10/6/2017	US Bank NA	153161	11,121.69	#869364174738 Fuel Purchased By City Vehicles Thru 9-23-17
10/6/2017	Venture Marketing LLC	153162	213.00	Pirate-staff/performer meals
10/6/2017	WorkPartners	153163	113.00	Drug Screen /Physical
10/13/2017	3CMA	153165	400.00	2017-2017 Membership
10/13/2017	A&E Tire Inc	153166	1,100.16	Invoice #428543-00- Tires for Stock #1081
10/13/2017	A&E Tire Inc	153166	593.76	Invoice #428547-00 - Tires for Unit #763
10/13/2017	Absolute Graphics	153167	25.35	Jacket
10/13/2017	Absolute Graphics	153167	33.05	Uniform- polo
10/13/2017	Absolute Graphics	153167	613.62	Coats and hats
10/13/2017	Absolute Graphics	153167	204.80	Uniforms/coats
10/13/2017	Absolute Graphics	153167	155.07	Custodial t-shirts
10/13/2017	Absolute Graphics	153167	62.20	Uniforms
10/13/2017	Absolute Graphics	153167	314.84	Uniforms
10/13/2017	Absolute Graphics	153167	23.85	Uniforms
10/13/2017	Absolute Graphics	153167	25.84	Uniforms
10/13/2017	Absolute Graphics	153167	41.19	Uniforms
10/13/2017	Absolute Graphics	153167	63.98	Uniforms/coats
10/13/2017	Absolute Graphics	153167	24.56	Hats
10/13/2017	Absolute Graphics	153167	126.66	Uniforms
10/13/2017	Adams County Finance Dept	153168	400.00	Range 09/20/2017.
10/13/2017	Adams County Finance Dept	153168	400.00	09/27/17 Range.
10/13/2017	Adams Cty Communication	153169	116,208.96	4th Quarter Dispatch Services.
10/13/2017	Adams Cty Communication	153169	17,421.92	4th Quarter Capital Reserve Fund.
10/13/2017	Adams Cty Communication	153169	50.00	Repair of XTL5000 Radio.
10/13/2017	Advance Stores Company Inc	153170	24.57	Invoice #2194-476286 - Part for Stock #4545
10/13/2017	Advance Stores Company Inc	153170	11.88	Invoice #2194-476206 - Part for Stock #792
10/13/2017	Advance Stores Company Inc	153170	32.28	Invoice #2194-477013 - Part for Stock #1372
10/13/2017	Advance Stores Company Inc	153170	97.34	Invoice #2194-476535 - Part for Unit #765
10/13/2017	Advance Stores Company Inc	153170	16.64	Invoice #2194-477275 - Part for Unit #764-06
10/13/2017	Advance Stores Company Inc	153170	32.76	Invoice #2194-477144 - Part for Stock #7202
10/13/2017	Advance Stores Company Inc	153170	2.40	Invoice #2194-477128 - Part for Stock #4155
10/13/2017	Amerigas Propane LP	153171	304.00	Propane for street patching
10/13/2017	Aragon Juana Montes	153172	50.00	Partial Restitution T331821
10/13/2017	Autozone Inc	153173	59.77	Invoice #0830222875 - Part for Unit #550-12
10/13/2017	Autozone Inc	153173	11.09	Invoice #0830237120 - Part for Unit #245-12
10/13/2017	Autozone Inc	153173	30.00	Invoice #0830240667 - Part for Unit #273
10/13/2017	Autozone Inc	153173	4.92	Invoice #0830240827- Shop Supplies
10/13/2017	Bella Ildiko	153175	56.00	Rec Center Refund
10/13/2017	Brannan Sand & Gravel Co	153177	43.10	Asphalt for street repair at WWTP
10/13/2017	Capital One Commercial	153178	38.47	Long Term Employee Awards Supplies
10/13/2017	Capital One Commercial	153178	84.70	HEAL/PC Meeing Supplies
10/13/2017	Capital One Commercial	153178	353.72	Pig Roast Supplies
10/13/2017	Cassidy Sean Douglas	153179	950.00	Travel Film - Burma
10/13/2017	Century 1 Chevrolet Inc	153180	40.00	Invoice #46063124/1 - Front End Alignment On Unit #546-12
10/13/2017	Century 1 Chevrolet Inc	153180	49.00	#46063208/1 - Front End Alignment on Unit #226-15
10/13/2017	City of Commerce City	153182	25.00	ADCOG Dinner 7/26/17
10/13/2017	Colorado Asphalt Services Inc	153184	840.00	Cold mix for street repairs
10/13/2017	Colorado Asphalt Services Inc	153184	840.00	Cold mix for street repairs
10/13/2017	Colorado Community Media	153185	3.24	Legal Notices CB1896
10/13/2017	Colorado Dept of Human Service	153186	134.00	Preschool Licensing 1/1/18
10/13/2017	Colorado Officials	153187	1,750.00	Officiating Adult Basketball Wednesday
10/13/2017	Colorado Outdoor Inc	153188	450.00	Programming fee for digital sign

October 2017
Cash Disbursements

<u>Date</u>	<u>Vendor</u>	<u>Check Number</u>	<u>Amount</u>	<u>Description</u>
10/13/2017	Colorado Parks and Recreation Association	153189	285.00	Kegerreis- CPRA conference
10/13/2017	Conn Eugene	153190	116.00	Officiating Adult Softball
10/13/2017	CPS Distributors Inc	153191	20.59	Irrigation materials
10/13/2017	CPS Distributors Inc	153191	12.45	Irrigation materials
10/13/2017	CPS Distributors Inc	153191	54.52	Irrigation materials
10/13/2017	CPS Distributors Inc	153191	9.18	Couplers
10/13/2017	CPS Distributors Inc	153191	17.14	Irrigation
10/13/2017	CPS Distributors Inc	153191	2.58	Irrigation
10/13/2017	CPS Distributors Inc	153191	6.35	Irrigation
10/13/2017	CPS Distributors Inc	153191	10.04	Irrigation
10/13/2017	CPS Distributors Inc	153191	19.23	Irrigation
10/13/2017	CPS Distributors Inc	153191	189.06	Irrigation supplies
10/13/2017	CPS Distributors Inc	153191	89.44	Irrigation
10/13/2017	CPS Distributors Inc	153191	18.92	Irrigation
10/13/2017	Denver Industrial Sales & Service Co	153193	890.00	Invoice #165309 - Part for Unit #113-16
10/13/2017	Drive Train Industries Inc	153195	68.87	Invoice #01 334988 - Part for Stock #950011
10/13/2017	Evans Michael	153196	50.00	Partial Restitution T
10/13/2017	Factory Motor Parts Co	153198	(11.00)	Invoice #39-283332 - Battery Core Credit
10/13/2017	Factory Motor Parts Co	153198	114.31	Invoice #39-283880 - Part for Unit #271
10/13/2017	Factory Motor Parts Co	153198	61.43	Invoice #39-284643 - Part for Unit #230-07
10/13/2017	Factory Motor Parts Co	153198	102.97	Invoice #39-284643 - Part for Unit #534-12
10/13/2017	Factory Motor Parts Co	153198	(11.00)	Invoice #39-283965 - Battery Core Credit
10/13/2017	Factory Motor Parts Co	153198	48.57	Invoice #39-285222 - Part for Unit #273
10/13/2017	Factory Motor Parts Co	153198	114.31	Invoice #39-285201 - Part for Unit #737
10/13/2017	First Light Video Productions Inc	153200	1,675.00	Videotaping City Council meetings April 2017
10/13/2017	First Light Video Productions Inc	153200	1,850.00	Videotaping City Council meetings
10/13/2017	First Light Video Productions Inc	153200	1,600.00	Videotaping City Council meetings
10/13/2017	Flint Trading Inc	153201	4,878.78	Thermal marking materials
10/13/2017	G & K Services	153202	34.83	Mat rental for M&O
10/13/2017	G & K Services	153202	34.83	Mat rental for M&O
10/13/2017	Garcia Evelyn	153203	56.00	Rec Center Refund
10/13/2017	Genuine Parts Company	153205	30.98	Invoice #3394-333395 - Part for Unit #763
10/13/2017	Genuine Parts Company	153205	8.30	Invoice #3394-334898 - Shop Supplies
10/13/2017	Geotech Environmental Equip Inc	153206	35.00	DO Test rental
10/13/2017	Growth Products LTD	153207	1,234.80	Slow release fertilizer
10/13/2017	Harkness Galen M.	153208	700.00	Elevate Basketball Camp September 2017
10/13/2017	Hensley Battery	153210	124.98	Invoice #724798 - Part for Unit #562-12
10/13/2017	Hoffman Parker Wilson& Carberry PC	153212	13,554.95	Legal fees month ending September 17 split with water fund
10/13/2017	Integral Recoveries Inc	153213	4,692.50	Collections payment for for September 2017
10/13/2017	Kone Inc	153215	204.28	#949724320 - Monthly Elevator Service City Hall & Rec Ctr
10/13/2017	L L Johnson Distributing Company	153216	76.11	Invoice #1744601-00 - Parts for Toro Sprayer
10/13/2017	L L Johnson Distributing Company	153216	145.80	Aerifier less tines
10/13/2017	Language Line Services Inc	153217	4.13	Invoice 4164470
10/13/2017	McNeilus Financial Inc	153221	399.74	Invoice #3778160 - Parts for Unit #165-12
10/13/2017	Media Control Systems LLC	153222	41,396.00	Media update and equipment
10/13/2017	Mera Franklin	153223	465.50	Karate Class
10/13/2017	Moser Chris	153224	246.00	Per Diem
10/13/2017	Mudge Dennis M	153225	50.00	Partial Restitution C211916 & C212166
10/13/2017	Mudge Dennis M	153225	100.00	Partial Restitution CE000082
10/13/2017	Muenchow Timothy	153226	50.00	Partial Restitution C212048
10/13/2017	Murphy Mary	153227	224.60	Chair Massage
10/13/2017	North Metro SBDC	153229	800.00	On site counseling support for Northglenn Residents
10/13/2017	North Metro SBDC	153229	200.00	On site counseling support for Northglenn Residents
10/13/2017	Northglenn Senior Organization	153230	917.00	NSO Reimbursement
10/13/2017	O'meara Ford Center Inc	153231	121.98	Invoice #917993 - Part for Stock #5055
10/13/2017	O'meara Ford Center Inc	153231	141.06	Invoice #918112 - Part for Unit #234-14
10/13/2017	Petty Cash-M&O Admin	153232	9.86	Velcro for Police Vehicles
10/13/2017	Pioneer Sand Co Inc	153233	67.36	Propane for street patching
10/13/2017	Potestio Brothers Equipment Co	153235	21.33	Invoice #63506P - Part for Unit #522-08
10/13/2017	Potestio Brothers Equipment Co	153235	18.03	Invoice #63621P - Part for Unit #522-08
10/13/2017	Potestio Brothers Equipment Co	153235	34.04	Invoice #63819P - Part for Unit #519
10/13/2017	Potestio Brothers Equipment Co	153235	41.21	Invoice #63674P - Part for Unit #519
10/13/2017	Potestio Brothers Equipment Co	153235	(32.40)	Invoice #63866P - Part Return
10/13/2017	Potestio Brothers Equipment Co	153235	133.98	Invoice #63618P - Part for Unit #587
10/13/2017	Potestio Brothers Equipment Co	153235	(57.92)	Invoice #63781P - Part Return
10/13/2017	Quality-Water Biosystems Inc	153236	250.00	Water quality services
10/13/2017	RCSolar-Arvada LLC	153238	272.68	Solar Subscription
10/13/2017	RCSolar-Arvada LLC	153238	251.83	Solar Subscription
10/13/2017	Roberts Christina	153239	900.00	Classes
10/13/2017	Saucedo Juana	153241	195.00	Partial restitution T326823
10/13/2017	Signature Offset LLC	153242	1,264.53	8 pg tabloid
10/13/2017	United Site Services	153245	120.00	Northglenn Middle School Restroom
10/13/2017	United Site Services	153245	55.00	Wyco Restroom
10/13/2017	United Site Services	153245	390.00	EB Rains Restroom
10/13/2017	United Site Services	153245	120.00	Danahy Restroom

October 2017
Cash Disbursements

<u>Date</u>	<u>Vendor</u>	<u>Check Number</u>	<u>Amount</u>	<u>Description</u>
10/13/2017	United Site Services	153245	60.00	Scout Restroom
10/13/2017	Walker William	153246	50.00	Partial Restitution T330973
10/13/2017	Watts Gabriela	153247	120.00	2 Interpreters-9/26/17
10/13/2017	Xerox Corporation	153248	112.95	Monthly Leases
10/13/2017	Xerox Corporation	153248	88.17	Monthly Leases
10/13/2017	Xerox Corporation	153248	289.74	Monthly Leases
10/13/2017	Xerox Corporation	153248	191.35	Monthly Leases
10/13/2017	Xerox Corporation	153248	169.32	Monthly Leases
10/13/2017	Xerox Corporation	153248	176.69	Monthly Leases
10/13/2017	Xerox Corporation	153248	311.64	Monthly Leases
10/13/2017	Xerox Corporation	153248	49.60	Monthly Leases
10/13/2017	Xerox Corporation	153248	186.85	Monthly Leases
10/13/2017	Xerox Corporation	153248	15.72	Monthly Leases
10/13/2017	Xerox Corporation	153248	130.45	Monthly Leases
10/13/2017	Xerox Corporation	153248	210.86	Monthly Leases
10/13/2017	Xerox Corporation	153248	209.65	Monthly Leases
10/13/2017	Xerox Corporation	153248	1,129.14	Monthly Leases
10/13/2017	Xerox Corporation	153248	411.46	Monthly Leases
10/13/2017	Xerox Corporation	153248	135.92	Monthly Leases
10/13/2017	Xerox Corporation	153248	7.15	Monthly Leases
10/13/2017	Xerox Corporation	153248	6.61	Monthly Leases
10/13/2017	Xerox Corporation	153248	77.11	Monthly Leases
10/13/2017	Xerox Corporation	153248	6.09	Monthly Leases
10/20/2017	Adams County Finance Dept	153252	2,808.33	September 2017 Records Terminal Guard.
10/20/2017	Advance Stores Company Inc	153253	11.48	Invoice #2194-478193 - Part for Stock #1085
10/20/2017	Advance Stores Company Inc	153253	22.36	Invoice #2194-478196 - Part for Stock #17146
10/20/2017	Advance Stores Company Inc	153253	85.64	Invoice #2194-478275 - Part for Unit #582-06
10/20/2017	Alta Planning & Design Inc	153254	13,140.28	Professional Services through 09/30/2017
10/20/2017	Altec Industries	153255	738.98	Invoice #50160068 - PM Inspection & Dielectric Test On Unit #121
10/20/2017	Aqueous Solution Inc	153256	207.40	NRC Chemicals
10/20/2017	Brozovich Rachel	153259	50.00	Partial Restitution T329096
10/20/2017	Clarion Associates LLC	153260	6,097.50	Professional Services rendered as of 09/30/2017
10/20/2017	Colorado Asphalt Services Inc	153261	840.00	Cold mix for street repairs
10/20/2017	Colorado Brake and Supply Inc	153262	203.26	Invoice #CB10496 - Part for Stock #1126
10/20/2017	Colorado Bureau of Investigation	153263	660.00	September 2017 CBI Toxicology; CR17-3248
10/20/2017	Colorado Community Media	153264	9.80	Public Hearing Notice for Special Use Permit for childcare @650
10/20/2017	Colorado Occupational Medicine Physicians	153265	82.00	Drug Screen/Physical
10/20/2017	Colorado Occupational Medicine Physicians	153265	90.00	DOT Exam
10/20/2017	Colorado Occupational Medicine Physicians	153265	230.00	DOT Exams
10/20/2017	CPS Distributors Inc	153266	46.56	Adapters and clamps
10/20/2017	Crowley Carolyn	153267	80.00	Employee Assessment
10/20/2017	Cruz Beatrix Cha Cha	153268	30.60	Zumba Class
10/20/2017	Cruz Beatrix Cha Cha	153268	129.20	Zumba Class
10/20/2017	Davis Graham & Stubbs	153269	615.00	General Plan
10/20/2017	Davis Graham & Stubbs	153269	756.50	Police Plan
10/20/2017	Dell Marketing LP	153270	4,853.46	Dell Optiplex 7050
10/20/2017	Dell Marketing LP	153270	5,539.80	Dell Optiplex 7050
10/20/2017	Dell Marketing LP	153270	1,547.48	Dell Optiplex 7050
10/20/2017	Dell Marketing LP	153270	214.13	Dell P2217H monitor
10/20/2017	Dell Marketing LP	153270	1,393.90	Dell Latitude E5580 laptop
10/20/2017	Dell Marketing LP	153270	39.99	External DVD Drive
10/20/2017	Dunbar Armored Inc	153271	193.04	Courier Services
10/20/2017	Family Support Registry	153273	463.78	Employee Withholding
10/20/2017	Family Support Registry	153273	238.00	Employee Withholding
10/20/2017	Family Support Registry	153273	838.62	Employee Withholding
10/20/2017	Family Support Registry	153273	301.00	Employee Withholding
10/20/2017	Fantasia Angelina	153274	258.69	Employee Withholding
10/20/2017	G & K Services	153275	34.83	Mat rental for M&O
10/20/2017	Gabarron Daniel J	153276	270.00	KFD-trophy
10/20/2017	Garcia Chrissy	153277	100.00	Partial Restitution for C211723
10/20/2017	Griswold April Lynn	153279	50.00	Partial Restitution T328644
10/20/2017	Innovest Portfolio Solutions LLC	153283	3,495.33	Police Plan Advisor Fees
10/20/2017	Innovest Portfolio Solutions LLC	153283	8,155.79	General Plan Advisor Fees
10/20/2017	LegalShield	153284	44.85	Ee legal
10/20/2017	Logan William	153285	400.00	Retiree Stipend
10/20/2017	Look Paul	153286	50.00	Partial Restitution TE011035
10/20/2017	McNeilus Financial Inc	153288	458.32	Invoice #3785104 - Part for Unit #167-10
10/20/2017	Moore Pamela A	153289	85.00	Essentrics Class
10/20/2017	Mudge Dennis M	153290	30.00	Partial Restitution C211916&C212166
10/20/2017	Murray Dahl Kuchenmeister & Renaud	153291	3,000.00	September 2017 Lobbying Services
10/20/2017	Narva Enterprises LLC	153292	390.00	AED Maintenance
10/20/2017	National Meter & Automation In	153293	274.89	Invoice #S1090259.001 - Meter Reader Part
10/20/2017	Networkfleet Inc	153294	113.70	GPS code vehicles September fees
10/20/2017	Networkfleet Inc	153294	65.00	GPS install on code vehicle
10/20/2017	Networkfleet Inc	153294	56.85	GPS sweeper/graffiti truck Sept fees

October 2017
Cash Disbursements

<u>Date</u>	<u>Vendor</u>	<u>Check Number</u>	<u>Amount</u>	<u>Description</u>
10/20/2017	O'meara Ford Center Inc	153295	28.16	Invoice #918970 - Part for Unit #231-13
10/20/2017	O'Reilly Automotive Stores Inc	153296	40.74	Invoice #2816-240187 - Part for Stock #4068
10/20/2017	O.J. Watson Company Inc	153297	726.00	Invoice #0153278-IN - Replace Coupler Fittings On Unit #160-15
10/20/2017	O.J. Watson Company Inc	153297	110.72	Invoice #0075964-IN - Part for Unit #748-16
10/20/2017	Oldham Frank H	153298	266.50	10/06/17 invoice CR-2017-238/CR-2017-081
10/20/2017	Pinnacol Assurance	153299	1,583.00	Deductibles
10/20/2017	Postmaster	153300	6,187.68	Postage - Winter Guide
10/20/2017	Rathbun Chad	153301	50.00	Partial Restitution T331858
10/20/2017	Rivera Oscar	153302	70.00	Rec Center Refund
10/20/2017	Rocky Mountain Reserve	153303	515.60	Flex Admin
10/20/2017	Safe Built Colorado Inc	153304	24,798.01	September fees 2017
10/20/2017	Safety 2000 Inc	153305	116.60	M&O med cabinet
10/20/2017	Safety 2000 Inc	153305	42.15	City Manager medicene cabinet
10/20/2017	Scharfenberg Kelli	153306	37.16	Expense Reimbursement
10/20/2017	Scharfenberg Kelli	153306	22.24	Expense Reimbursement
10/20/2017	Singh Jagdeep	153307	136.56	City Clerk Over Payment
10/20/2017	Sonic Drive-In	153308	50.00	Partial Restitution C210896
10/20/2017	Southwest Mobile Storage Inc	153309	17,276.00	Purchase of 4 Storage Containers that are located at M & O Facility
10/20/2017	Sungelo David	153310	400.00	Pirate-lost radio
10/20/2017	Tri-County Health Dept	153311	100.00	Pirate-Permit
10/20/2017	Trujillo Renee	153312	50.00	Partial restitution T327447
10/20/2017	Vonage Business Inc	153314	342.26	October telephone & voicemail services - WTP
10/20/2017	Vonage Business Inc	153314	508.85	October telephone & voicemail services - NRC
10/20/2017	Vonage Business Inc	153314	1,188.92	October telephone & voicemail services - M&O
10/20/2017	Vonage Business Inc	153314	4,108.47	October telephone & voicemail services - CHall & WWTP
10/20/2017	Xcel Energy	153315	100.25	Electric usage
10/20/2017	Xcel Energy	153315	149.42	Electric usage
10/20/2017	Xcel Energy	153315	102.70	Electric usage
10/20/2017	Xcel Energy	153315	33,484.68	Electric usage
10/20/2017	Xcel Energy	153315	71.92	Electric usage
10/20/2017	Xcel Energy	153315	2,610.91	Electric usage
10/20/2017	Xcel Energy	153315	13.75	Electric usage
10/20/2017	Xcel Energy	153315	98.93	Electric usage
10/20/2017	Xcel Energy	153315	134.74	Electric usage
10/27/2017	A&E Tire Inc	153316	387.24	Invoice #432881-00 - Tires for Unit #528
10/27/2017	Accela Inc #774375	153317	44,042.63	Annual Maintenance on Springbrook software 10/1/17-9/30/18
10/27/2017	Adams Twelve Five Star Schools	153318	25.00	Lacross Application fee
10/27/2017	Advance Stores Company Inc	153319	89.01	Invoice #2194-478908 - Part for Stock #1660 & #4545
10/27/2017	Advance Stores Company Inc	153319	(54.00)	Invoice #2194-477159 - Core Credit
10/27/2017	Advance Stores Company Inc	153319	24.32	Invoice #2194-478844 - Part for Stock #3910
10/27/2017	Advance Stores Company Inc	153319	11.28	Invoice #2194-478658 - Part for Stock #4190
10/27/2017	Advance Stores Company Inc	153319	2.92	Invoice #2194-478670 - Part for Unit #402
10/27/2017	Advance Stores Company Inc	153319	24.32	Invoice #2194-478846 - Part for Stock #3910
10/27/2017	Alpine Arborists Pro Tree Care	153320	1,800.00	Abatement of dead tree at 11809 Lavinia Ln
10/27/2017	Anderson Brian	153321	64.71	Utility Refund to prior owner
10/27/2017	Aranda Aurea	153322	200.00	Partial Restitution C211743
10/27/2017	Bickford Cheryl	153323	40.00	Restitution C211917
10/27/2017	Biggins James	153324	507.92	Post Employment Benefits
10/27/2017	Boondocks Fun Center	153325	100.00	Partial Restitution CE006593
10/27/2017	Carepoint P.C.	153327	30.00	Acct 150959024
10/27/2017	CenterPoint Energy Services Retail LLC	153328	579.12	Natural gas
10/27/2017	CenterPoint Energy Services Retail LLC	153328	785.85	Natural gas
10/27/2017	CenterPoint Energy Services Retail LLC	153328	217.05	Natural gas
10/27/2017	CIRSA	153330	44,339.61	Claims
10/27/2017	Colorado Officials	153332	1,350.00	Men's basketball
10/27/2017	Complete Auto Glass Inc	153333	227.85	Invoice #56851 - Replaced Windshield On Unti #283-12
10/27/2017	Cox Samantha Lynne	153334	50.00	Partial Restitution T332352
10/27/2017	CPS Distributors Inc	153335	38.72	Box with lid
10/27/2017	CPS Distributors Inc	153335	24.48	Solenoid
10/27/2017	CPS Distributors Inc	153335	110.67	Irrigation
10/27/2017	CPS Distributors Inc	153335	78.28	Irrigation
10/27/2017	Delta Dental Plan of Colo	153337	132.60	COBRA dental
10/27/2017	Delta Dental Plan of Colo	153337	10,169.83	Ee dental Insurance
10/27/2017	Drive Train Industries Inc	153339	162.66	Invoice #01 337139 - Part for Unit #166-15
10/27/2017	Faris Machinery	153341	143.40	Invoice #C29517 - Part for Unit #164-14
10/27/2017	Faris Machinery	153341	141.70	Invoice #C29529 - Part for Stock #936978
10/27/2017	Faris Machinery	153341	283.40	Invoice #C29490 - Part for Stock #936978
10/27/2017	Genuine Parts Company	153346	13.31	Invoice #3394-335958 - Part for Unit #205-09
10/27/2017	Goodyear Tire & Rubber Co	153347	163.00	Invoice #174-1077261 - Mount & Dismount Tires On #166-15
10/27/2017	Kaiser Permanente	153350	597.14	Retiree
10/27/2017	Kaiser Permanente	153350	597.14	COBRA
10/27/2017	Kaiser Permanente	153350	177,565.57	Ee Health Insurance
10/27/2017	Kaiser Permanente	153350	298.57	Retiree
10/27/2017	Lehman Yvonne	153352	889.00	Partial Restitution C211746
10/27/2017	McCandless Truck Center LLC	153354	352.81	Invoice #P101159136:01 - Part for Unit #122

October 2017
Cash Disbursements

<u>Date</u>	<u>Vendor</u>	<u>Check Number</u>	<u>Amount</u>	<u>Description</u>
10/27/2017	McNutt Michele	153355	600.00	Northglenn Connection - November 2017
10/27/2017	Mudge Dennis M	153357	50.00	Partial Restitution C211916 & C212166
10/27/2017	Necker Lillian	153359	274.00	Partial Restitution C212491
10/27/2017	North Metro Rescue District	153360	30.00	Acct 15-2936A
10/27/2017	North Suburban Medical Center	153361	40.00	Patient No.45003819999 Garcia
10/27/2017	Northglenn Community Foundation	153362	400.00	2017 BAB Legacy Award Park Bench
10/27/2017	NPD Benevolence Fund	153363	266.00	PD Flower Fund
10/27/2017	Red Arrow Corporation	153364	404.75	Soap for wash bay
10/27/2017	Sonic Drive-In	153366	250.00	Restitution for C210896
10/27/2017	The Lincoln National Life Ins Co	153367	4,251.71	Life Insurance and LTD
10/27/2017	The Lincoln National Life Ins Co	153367	2,239.64	Additional Life Insurance
10/27/2017	UMB Bank N.A.	153369	713.40	Custodian Fee
10/27/2017	Webb Barbara	153371	109.46	Mileage-CAECO Training
10/27/2017	Weinrauch Paul D	153372	156.25	Photography Service - Cross Country
10/27/2017	Weinrauch Paul D	153372	375.00	Photography Service - Pirate Festival
10/27/2017	Xcel Energy	153373	1,650.81	Electric/Gas Usage
10/27/2017	Xcel Energy	153373	4,537.20	Electric/Gas Usage
10/27/2017	Xcel Energy	153373	8,911.69	Electric/Gas Usage
<u>Conservation Trust Fund</u>				
10/27/2017	UMB Bank N.A.	153369	45.60	Custodian Fee
<u>Capital Projects Fund</u>				
10/13/2017	Hoefer Wysocki Architects LLC	153211	79,753.57	Professional Services from Sept. 1 thru Sept. 30, 2017
10/13/2017	Matrix Design Group Inc	153220	5,975.50	Marketplace Pedisttrain Bridge Rehab
10/27/2017	CTL Thompson Inc	153336	8,046.50	Northglenn Justice Center
10/27/2017	UMB Bank N.A.	153369	634.20	Custodian Fee
<u>Water & Wastewater Fund</u>				
10/6/2017	City of Northglenn	153141	100.00	Water Rebate - 13811
10/6/2017	City of Northglenn	153141	75.00	Water Rebate - 22925
10/6/2017	City of Northglenn	153141	150.00	Water Rebate - 24167
10/6/2017	City of Northglenn	153141	75.00	Water Rebate - 9599
10/6/2017	City of Northglenn	153141	150.00	Water Rebate - 5492
10/6/2017	Martin Marietta Materials Inc	153151	1,155.47	#21206209 - Flow Fill for Storm Sewer Repair Bonita Pl/Acoma
10/6/2017	New West Paving Inc	153153	2,000.00	Construction Water Meter Deposit Refund
10/6/2017	Output Services Inc	153154	938.39	UB Printing 2017
10/6/2017	Output Services Inc	153154	3,800.00	UB Postage 2017
10/6/2017	Xcel Energy	153164	48.92	Gas/Electric Usage
10/6/2017	Xcel Energy	153164	45.52	Gas/Electric Usage
10/13/2017	Absolute Graphics	153167	109.78	T-shirts/uniforms
10/13/2017	Back Country Badger	153174	238.00	Invoice #25425 - Part for Pump Repair On Unit #720
10/13/2017	Brannan Sand & Gravel Co	153177	84.50	Asphalt for FH patches
10/13/2017	Chemtrade Chemicals Corporation	153181	4,089.93	9/11/17 Aluminum Sulfate 24.004 tons @ \$349 per ton
10/13/2017	Colorado Analytical Lab	153183	273.60	Cyanide Total BDC Monitoring
10/13/2017	CUES Inc	153192	694.90	Invoice #491666 - Footage Counter for TV Van
10/13/2017	DPC Industries Inc	153194	4,794.18	9/20/17 Sodium Hydroxide 4158 @ \$1.14 per Dry Lb
10/13/2017	DPC Industries Inc	153194	4,760.08	9/22/17 Sodium Hypochlorite 4577 @ \$1.04 per gal.
10/13/2017	Evoqua Water Technologies LLC	153197	13,193.47	5/26/17 Bioxide 3936 @ \$3.352 per gallon. WWTP.
10/13/2017	Evoqua Water Technologies LLC	153197	14,963.91	5/26/17 Bioxide+ 3727 @ \$4.015 per gallon. Lift Station A.
10/13/2017	Evoqua Water Technologies LLC	153197	14,775.20	6/30/17 Bioxide+ 3680 @ \$4.015 per gallon. Lift Station A.
10/13/2017	Farmers Reservoir & Irrigation	153199	11,354.11	August 2017 Billing
10/13/2017	General Air Service & Supply Co	153204	108.50	Cylinder Rentals. Nitrogen Helium etc
10/13/2017	Heaton Corporation	153209	695.00	October floor deep cleaning for WTF
10/13/2017	Hoffman Parker Wilson& Carberry PC	153212	629.00	Legal fees month ending September 17 split with general fund
10/13/2017	Iron Woman Construction & Environmental Services	153214	2,000.00	Construction Water Meter Deposit Refund
10/13/2017	Kone Inc	153215	204.28	#949724320 - Monthly Elevator Service City Hall & Rec Ctr
10/13/2017	Layne Inliner LLC	153218	337,439.05	Billing Period - Jul 17
10/13/2017	Lupton Bottom Ditch Co	153219	7,000.00	Special Assessment
10/13/2017	Nalco Company	153228	6,380.10	9/25/17 Cat Flocc 4590 @ \$1.39 per lbs.
10/13/2017	R&D Pipeline Construction Inc	153237	2,000.00	Construction Water Meter Deposit Refund
10/13/2017	RCSolar-Arvada LLC	153238	4,575.21	Solar Subscription
10/13/2017	RCSolar-Arvada LLC	153238	1,142.42	Solar Subscription
10/13/2017	RTD - Regional Transportation District	153240	1,500.00	Annual Payment. LM#187. Agreement/Audit #180733
10/13/2017	Sunbelt Rentals Inc	153243	324.20	Open House - Light Trailer Rentals (2)
10/13/2017	UNCC	153244	593.05	Invoice #217090628 - RTL Transmissions Thru 9-30-17
10/13/2017	Xerox Corporation	153248	27.84	Monthly Leases
10/13/2017	Xerox Corporation	153248	449.64	Monthly Leases
10/13/2017	Xerox Corporation	153248	164.69	Monthly Leases
10/13/2017	Xerox Corporation	153248	63.00	Monthly Leases
10/13/2017	Xerox Corporation	153248	103.16	Monthly Leases
10/13/2017	Xerox Corporation	153248	6.08	Monthly Leases

October 2017
Cash Disbursements

<u>Date</u>	<u>Vendor</u>	<u>Check Number</u>	<u>Amount</u>	<u>Description</u>
10/13/2017	Xerox Corporation	153248	10.26	Monthly Leases
10/13/2017	Xerox Corporation	153248	129.76	Monthly Leases
10/13/2017	Xerox Corporation	153248	1.35	Monthly Leases
10/13/2017	Xerox Corporation	153248	10.57	Monthly Leases
10/20/2017	ARCHULETTA ERIC	153257	385.44	Refund Check
10/20/2017	Brannan Sand & Gravel Co	153258	291.52	Asphalt for FH patches
10/20/2017	Colorado Occupational Medicine Physicians	153265	82.00	Drug Screen/Physical
10/20/2017	Dell Marketing LP	153270	3,235.64	Dell Optiplex 7050
10/20/2017	Dell Marketing LP	153270	1,427.95	Dell Optiplex 7050
10/20/2017	Dunbar Armored Inc	153271	289.56	Courier Services
10/20/2017	Evoqua Water Technologies LLC	153272	13,126.43	6/27/17 Bioxide 3916 @ \$3.352 per gallon. WWTP.
10/20/2017	GRACE MANAGEMENT	153278	205.69	Refund Check
10/20/2017	Hays Construction Company Inc	153280	1,850.00	Construction Water Meter Deposit Refund
10/20/2017	HERRERA JOHN	153281	59.28	Refund Check
10/20/2017	HQ8-10410-10450 MELODY LN LLC	153282	59.68	Refund Check
10/20/2017	MA kAM	153287	95.18	Refund Check
10/20/2017	Networkfleet Inc	153294	37.90	GPS utilities trucks September fees
10/20/2017	Vonage Business Inc	153314	114.09	October telephone & voicemail services - WTP
10/20/2017	Vonage Business Inc	153314	362.33	October telephone & voicemail services - NRC
10/20/2017	Vonage Business Inc	153314	396.30	October telephone & voicemail services - M&O
10/20/2017	Vonage Business Inc	153314	1,369.49	October telephone & voicemail services - CHall & WWTP
10/27/2017	Accela Inc #774375	153317	14,680.87	Annual Maintenance on Springbrook software 10/1/17-9/30/18
10/27/2017	C&L Water Solutions Inc	153326	1,486.84	Welder Fabrigration 08/01/17
10/27/2017	Chemtrade Chemicals Corporation	153329	3,685.69	9/27/17 Aluminum Sulfate24.006 @ \$349 per ton
10/27/2017	Chemtrade Chemicals Corporation	153329	404.59	9/27/17 Aluminum Sulfate 24.006 @ \$349 per ton
10/27/2017	Colorado Analytical Lab	153331	425.00	3rd Quarter. Testing. Sludgejudge Regs & Fecal Coliform. West
10/27/2017	Colorado Analytical Lab	153331	425.00	3rd Quarter. Testing. Sludgejudge Regs & Fecal Coliform. East
10/27/2017	Colorado Analytical Lab	153331	54.40	Cyanide-Weak Acid Diss. & Potentially Dissolved Metals.
10/27/2017	Delta Dental Plan of Colo	153337	1,819.03	Ee dental Insurance
10/27/2017	Delta Dental Plan of Colo	153337	917.32	Ee dental Insurance
10/27/2017	DPC Industries Inc	153338	5,142.80	9/21/17 Sulfuric Acid 44720 @ \$0.12 per lb.
10/27/2017	Evoqua Water Technologies LLC	153340	13,012.46	10/6/17 Bioxide 3882 @ \$3.352 per gallon. WWTP.
10/27/2017	Evoqua Water Technologies LLC	153340	15,317.23	9/18/17 Bioxide+71 4015 @ \$4.0150 per gallon. lift station a
10/27/2017	Farmers Reservoir & Irrigation	153342	6,203.18	September 2017 Billing
10/27/2017	Fischer Brown & Gunn PC	153343	3,427.20	General Services Rendered through 07/31/2017
10/27/2017	Fischer Brown & Gunn PC	153343	4,600.20	Cosmic Exchange Services through July 31
10/27/2017	Fischer Brown & Gunn PC	153343	4,161.60	Carnicello Church Ditch Inches Purchase Svcs thru 07/31/2017
10/27/2017	Fischer Brown & Gunn PC	153343	336.60	Standley Lake Diligence Svcs thru 07/31/2017
10/27/2017	Fischer Brown & Gunn PC	153343	1,542.75	Carnicello Church Ditch Inches Purchase Svcs thru 08/31/17
10/27/2017	Fischer Brown & Gunn PC	153343	147.40	Wilson Trust Shares Svcs Thru 08/31/2017
10/27/2017	Fischer Brown & Gunn PC	153343	701.25	15CW3179-Coors Brewing Co. Svcs thru 08/31/2017
10/27/2017	Fischer Brown & Gunn PC	153343	97.65	16CW3186 Westminster Svcs Thru 08/31/2017
10/27/2017	Fischer Brown & Gunn PC	153343	267.99	15CW3137 - Hylands Hill Park Svcs thru 08/31/2017
10/27/2017	Fischer Brown & Gunn PC	153343	861.70	General Svcs thru 08/31/2017
10/27/2017	GE Intelligent Platforms Inc	153344	115.36	Driver IGS - Industrial Gate Way Server Basics 2017-18.
10/27/2017	GE Intelligent Platforms Inc	153344	3,260.48	iFIX v5.8 Plus Dev. Unlimited Points English Win-911 Essential.
10/27/2017	GE Intelligent Platforms Inc	153344	1,237.44	iClient v5.8 Thick Runtime English
10/27/2017	GE Intelligent Platforms Inc	153344	1,416.48	Historian v7.0 Standard 300 Points
10/27/2017	GE Intelligent Platforms Inc	153344	115.36	Driver IGS - Industrial Gate Way Server Basics 2017-18.
10/27/2017	GE Intelligent Platforms Inc	153344	1,630.24	iFIX v5.8 Plus Dev. Unlimited Points English Win-911 Essential.
10/27/2017	GE Intelligent Platforms Inc	153344	687.52	iClient v5.8 Thick Development English
10/27/2017	GE Intelligent Platforms Inc	153344	542.56	Historian v7.0 Standard 300 Points
10/27/2017	General Air Service & Supply Co	153345	636.80	Helium Cylinder Purchase (2).
10/27/2017	J & T Consulting Inc	153348	1,395.00	Develop Plans for the Replacement of the headgate on the Farmers
10/27/2017	J & T Consulting Inc	153348	5,890.00	Develop Plans for the Replacement of the headgate on the Farmers
10/27/2017	J.R. Filanc Construction Company Inc	153349	1,000.00	Project Mobilization
10/27/2017	J.R. Filanc Construction Company Inc	153349	4,425.00	Provide and install frames & plates for East and West side of City Hall
10/27/2017	J.R. Filanc Construction Company Inc	153349	4,000.00	Provide and Install new gates stems for existing Control Gates
10/27/2017	J.R. Filanc Construction Company Inc	153349	1,500.00	Owner Controlled Allowance for Unforeseen Conditions.
10/27/2017	Kaiser Permanente	153350	34,262.05	Ee Health Insurance
10/27/2017	Kaiser Permanente	153350	298.57	Retiree
10/27/2017	Kaiser Permanente	153350	17,280.32	Ee Health Insurance
10/27/2017	Kaplan Kirsch & Rockwell LLP	153351	2,230.50	Wastewater Infrastructure - Professional Services
10/27/2017	Lupton Bottom Ditch Co	153353	4,060.00	Fall Special Assessment 07/18/17
10/27/2017	Mountain View Water Users	153356	43.00	Water Usage 6000 Gallons.
10/27/2017	National Meter & Automation In	153358	9,815.04	Invoice #S1088992.001 - Electronic Reader Transponders
10/27/2017	National Meter & Automation In	153358	(10,109.76)	Invoice #S1090441.001 - Part Returned
10/27/2017	National Meter & Automation In	153358	1,190.75	Invoice #S1090352.001 - Meter for Justice Center
10/27/2017	National Meter & Automation In	153358	4,955.09	Invoice #S1090352.001 - Residential Meter Replacementsr
10/27/2017	The Lincoln National Life Ins Co	153367	1,177.38	Life Insurance and LTD
10/27/2017	The Lincoln National Life Ins Co	153367	468.47	Additional Life Insurance
10/27/2017	The Lincoln National Life Ins Co	153367	473.22	Life Insurance and LTD
10/27/2017	The Lincoln National Life Ins Co	153367	146.33	Additional Life Insurance
10/27/2017	TZA Water Engineers Inc	153368	34,542.00	Professional Services from Aug. 27 - Sept 23
10/27/2017	TZA Water Engineers Inc	153368	32,024.68	Professional Services from July 22 -August 26

October 2017**Cash Disbursements**

<u>Date</u>	<u>Vendor</u>	<u>Check Number</u>	<u>Amount</u>	<u>Description</u>
10/27/2017	TZA Water Engineers Inc	153368	9,126.22	Professional Services from July 22 -August 27
10/27/2017	UMB Bank N.A.	153369	551.80	Custodian Fee
10/27/2017	USA Construction Inc	153370	75,330.00	2017 WTP Filter Media Replacement
10/27/2017	USA Construction Inc	153370	51,420.00	2017 WTP Filter Media Replacement
10/27/2017	Xcel Energy	153373	16,541.72	Electric/Gas Usage
10/27/2017	Xcel Energy	153373	94.46	Electric/Gas Usage
10/27/2017	Xcel Energy	153373	6,194.22	Electric/Gas Usage
<u>Stormwater Fund</u>				
10/6/2017	Acre Pam	153139	106.25	Mileage Reimbursement for CASFM Annual Conference Breckenridge
10/13/2017	Plas Rachelle	153234	178.88	Reimbursement Expense
10/13/2017	Xerox Corporation	153248	35.65	Monthly Leases
10/27/2017	Delta Dental Plan of Colo	153337	136.42	Ee dental Insurance
10/27/2017	Faris Machinery	153341	79.28	Invoice #C29541 - Sweeper Parts
10/27/2017	Kaiser Permanente	153350	415.21	Ee Health Insurance
10/27/2017	The Lincoln National Life Ins Co	153367	32.01	Life Insurance and LTD
<u>Sanitation Fund</u>				
10/13/2017	BFI Waste Systems of North America	153176	6,259.73	Sep 15-30 landfill fee for residential trash disposal
10/13/2017	Petty Cash-M&O Admin	153232	9.82	Pliers
10/13/2017	Xerox Corporation	153248	7.15	Monthly Leases
10/20/2017	Networkfleet Inc	153294	132.65	GPS trash trucks Sept fees
10/20/2017	Vermeer Sales & Service of Colorado Inc	153313	4,886.65	RO 54002A Damage to tub grinder hammers & wedges
10/27/2017	Delta Dental Plan of Colo	153337	644.08	Ee dental Insurance
10/27/2017	Kaiser Permanente	153350	12,129.82	Ee Health Insurance
10/27/2017	The Lincoln National Life Ins Co	153367	248.30	Life Insurance and LTD
10/27/2017	The Lincoln National Life Ins Co	153367	301.76	Additional Life Insurance
10/27/2017	UMB Bank N.A.	153369	55.00	Custodian Fee
10/27/2017	Xcel Energy	153373	301.18	Electric/Gas Usage
		Total \$ 1,719,164.31		

CITY OF NORTHGLENN
MAYOR / CITY COUNCIL
2017 OPERATING EXPENDITURES

			COUNCILPERSON											Comment	
DATE	TYPE	VENDOR	TOTAL	Mayor											
				Council Wide	Downing	Sauers	Dodge	Brown J	Brown B	Whitman	Mullica	Esquibel	Snetzinger		
General Fund 10															
61100 Professional Services															
01/09/17	Check	Hoffmann, Parker, Wilson, & Carberry PC	10,941.90	10,941.90										City Attorney Fee for December 2016	
01/09/17	Check	Prosecuting Attorney	3,000.00	3,000.00										Prosecuting Attorney for December 2016	
01/12/17	Check	Murray Dahl Kuchenmeister & Renaud	3,659.05	3,659.05										Lobbying Services December 2016	
01/01/17	GL	Reverse 2017 Accrual	(10,941.90)	(10,941.90)										Reverse 2017accrual	
01/01/17	GL	Reverse 2017 Accrual	(3,000.00)	(3,000.00)										Reverse 2017accrual	
01/01/17	GL	Reverse 2017 Accrual	(3,659.05)	(3,659.05)										Reverse 2017accrual	
02/07/17	Check	Murray Dahl Kuchenmeister & Renaud	3,000.00	3,000.00										Lobbying Services January 2017	
02/09/17	Check	Hoffmann, Parker, Wilson, & Carberry PC	22,590.19	22,590.19										City Attorney Fee for January 2017	
02/09/17	Check	Prosecuting Attorney	3,000.00	3,000.00										Prosecuting Attorney for January 2017	
03/07/17	Check	Hoffmann, Parker, Wilson, & Carberry PC	19,235.86	19,235.86										City Attorney Fee for February 2017	
03/07/17	Check	Prosecuting Attorney	3,000.00	3,000.00										Prosecuting Attorney for February 2017	
03/08/17	Check	Murray Dahl Kuchenmeister & Renaud	3,000.00	3,000.00										Lobbying Services February 2017	
04/11/17	Check	Hoffmann, Parker, Wilson, & Carberry PC	24,044.53	24,044.53										City Attorney Fee for March 2017	
04/11/17	Check	Prosecuting Attorney	3,000.00	3,000.00										Prosecuting Attorney for March 2017	
04/11/17	Check	Murray Dahl Kuchenmeister & Renaud	3,057.00	3,057.00										Lobbying Services March 2017	
05/03/17	Check	i3 Integration	5,000.00	5,000.00										Council Retreat facilitator	
05/09/17	Check	Hoffmann, Parker, Wilson, & Carberry PC	22,861.38	22,861.38										City Attorney Fee for April 2017	
05/09/17	Check	Hoffmann, Parker, Wilson, & Carberry PC	3,000.00	3,000.00										Prosecuting Attorney for April 2017	
06/09/17	Check	Hoffmann, Parker, Wilson, & Carberry PC	17,116.88	17,116.88										City Attorney Fee for May 2017	
06/09/17	Check	Hoffmann, Parker, Wilson, & Carberry PC	3,000.00	3,000.00										Prosecuting Attorney for May 2017	
06/09/17	Check	Murray Dahl Kuchenmeister & Renaud	3,004.40	3,004.40										Lobbying Services April 2017	
06/09/17	Check	Murray Dahl Kuchenmeister & Renaud	3,001.80	3,001.80										Lobbying Services May 2017	
07/12/17	Check	Hoffmann, Parker, Wilson, & Carberry PC	11,258.78	11,258.78										City Attorney Fee for June 2017	
07/12/17	Check	Hoffmann, Parker, Wilson, & Carberry PC	3,000.00	3,000.00										Prosecuting Attorney for June 2017	
07/12/17	Check	Murray Dahl Kuchenmeister & Renaud	3,000.00	3,000.00										Lobbying Services June 2017	
08/08/17	Check	Hoffmann, Parker, Wilson, & Carberry PC	14,075.19	14,075.19										City Attorney Fee for July 2017	
08/08/17	Check	Hoffmann, Parker, Wilson, & Carberry PC	3,000.00	3,000.00										Prosecuting Attorney for July 2017	
08/08/17	Check	Murray Dahl Kuchenmeister & Renaud	3,000.00	3,000.00										Lobbying Services July 2017	
09/08/17	Check	Hoffmann, Parker, Wilson, & Carberry PC	12,325.23	12,325.23										City Attorney Fee for August 2017	
09/08/17	Check	Hoffmann, Parker, Wilson, & Carberry PC	3,000.00	3,000.00										Prosecuting Attorney for August 2017	
09/11/17	Check	Murray Dahl Kuchenmeister & Renaud	3,000.00	3,000.00										Lobbying Services August 2017	
10/05/17	Check	Hoffmann, Parker, Wilson, & Carberry PC	10,554.95	10,554.95										City Attorney Fee for September 2017	
10/05/17	Check	Hoffmann, Parker, Wilson, & Carberry PC	3,000.00	3,000.00										Prosecuting Attorney for September 2017	
10/12/17	Check	Murray Dahl Kuchenmeister & Renaud	3,000.00	3,000.00										Lobbying Services September 2017	
Total Professional Services															
	Actual		213,126.19	213,126.19	-	-	-	-	-	-	-	-	-		
	<i>Budget</i>		<i>255,000.00</i>	<i>255,000.00</i>	-	-	-	-	-	-	-	-	-		
	<i>Variance</i>		<i>41,873.81</i>	<i>41,873.81</i>	-	-	-	-	-	-	-	-	-		
61500 Communication Services															
05/31/17	GL	Scudder Press	631.00									315.50	315.50	Ward 4 Community meeting post cards	
05/31/17	GL	Scudder Press	675.44				337.72	337.72						Ward 2 Community meeting post cards	
05/31/17	GL	Scudder Press	844.95							422.47	422.48			Ward 3 Community meeting post cards	
05/31/17	GL	Scudder Press	83.00	83.00										Northglenn Justice Center Open House post cards	
05/31/17	GL	Safeway	15.74				7.87	7.87						Snacks for Ward 2 community meeting	
05/31/17	GL	Jimmy Johns	55.99					28.00	27.99					Snacks for Ward 2 community meeting	
05/31/17	GL	Scudder Press	618.40			309.20	309.20							Ward 1 Community meeting post cards	
08/25/17	Check	Scudder Press	665.00							332.50	332.50			Ward 3 Community meeting post cards	
09/08/17	Check	Yankee Peddler	1,400.00	1,400.00										Delivery of water restriction information flyer	
09/11/17	Check	Scudder Press	633.00									316.50	316.50	Ward 4 Community meeting post cards	
09/18/17	Check	Scudder Press	1,113.00	1,113.00										Printing of water restriction information	
Total Communication Services															
	Actual		6,735.52	2,596.00	-	309.20	309.20	345.59	373.59	782.96	754.98	632.00	632.00		
	<i>Budget</i>		<i>20,100.00</i>	<i>20,100.00</i>	-	-	-	-	-	-	-	-	-		
	<i>Variance</i>		<i>13,364.48</i>	<i>17,504.00</i>	-	(309.20)	(309.20)	(345.59)	(373.59)	(782.96)	(754.98)	(632.00)	(632.00)		
61600 Training/Registration															
01/31/17	Pcard	National League of Cities	505.00				505.00							NLC Conference registration - Mayor Pro tem Dodge	
01/31/17	Pcard	Colorado Municipal League	110.00				110.00							2017 Legislative workshop - Mayor Pro tem Dodge	

CITY OF NORTHGLENN
MAYOR / CITY COUNCIL
2017 OPERATING EXPENDITURES

COUNCILPERSON														
		Mayor												
DATE	TYPE	VENDOR	TOTAL	Council Wide	Downing	Sauers	Dodge	Brown J	Brown B	Whitman	Mullica	Esquibel	Snetzinger	Comment
01/31/17	Pcard	DIA Parking Operations	21.00		21.00									Rocky Flats Stewardship Executive Council parking charge - Mayor Downing
01/31/17	Pcard	Boulder Parking	1.25		1.25									Rocky Flats Stewardship Council parking charge - Mayor Downing
01/31/17	Pcard	United Airlines	318.40				318.40							NLC Conference air fare - Mayor Pro tem Dodge
01/31/17	Pcard	Supershuttle Exec awards	57.07				57.07							NLC Conference ground transportation - Mayor Pro tem Dodge
02/08/17	Pcard	Expedia	33.00									33.00		NLC Conference air fare - Council member Esquibel
02/08/17	Pcard	National League of Cities	535.00									535.00		NLC Conference registration - Council member Esquibel
02/08/17	Pcard	National League of Cities	462.41									462.41		NLC Conference air fare - Council member Esquibel
02/08/17	Pcard	Beaver Run Resort	194.00				194.00							CML Conference lodging deposit - Mayor Pro tem Dodge
02/08/17	Pcard	Beaver Run Resort	180.00										180.00	CML Conference lodging deposit - Council member Snetzinger
02/08/17	Pcard	Beaver Run Resort	180.00								180.00			CML Conference lodging deposit - Council member Mullica
02/08/17	Pcard	Beaver Run Resort	299.00		100.00			100.00	99.00					CML Conference lodging deposit - Mayor Downing/Brown
02/08/17	Pcard	Beaver Run Resort	180.00			180.00								CML Conference lodging deposit - Council member Sauers
02/08/17	Pcard	Colorado Municipal League	379.00		379.00									CML Conference Registration - Mayor Downing
02/08/17	Pcard	Colorado Municipal League	262.00					262.00						CML Conference registration - Council member J. Brown
02/08/17	Pcard	Colorado Municipal League	292.00						292.00					CML Conference registration - Council member B. Brown
02/08/17	Pcard	Colorado Municipal League	299.00										299.00	CML Conference registration - Council member Snetzinger
02/08/17	Pcard	Colorado Municipal League	262.00								262.00			CML Conference registration - Council member Mullica
02/08/17	Pcard	Colorado Municipal League	25.00			25.00								CML Conference registration - Council member Sauers
02/08/17	Pcard	Colorado Municipal League	292.00			292.00								CML Conference registration - Council member Sauers
02/28/17	Pcard	National League of Cities	(380.00)		(380.00)									NLC Conference refund for cancellation of conference - Mayor Downing
02/08/17	Pcard	National League of Cities	(380.00)			(380.00)								NLC Conference refund for cancellation of conference - Sauers
03/28/17	Check	Adams Broomfield Bar Association	20.00		20.00									Law Day Breakfast
03/30/17	Check	Amanda Peterson	71.44				71.44							NLC Conference - Mayor Pro Tem Dodge
03/30/17	Check	Antonio Esquibel	1,396.98									1,396.98		NLC Conference - Lodging, Transportation, food - Esquibel
03/31/17	Pcard	ACED Executive Showcase	110.00		110.00									ACED Showcase - Humanology - Mayor Downing
03/31/17	Pcard	Colorado Municipal League	104.00				104.00							CML Conference Registration - Mayor Pro Tem Dodge
03/31/17	Pcard	United Airlines	25.00				25.00							NLC Conference - baggage - Mayor Pro Tem Dodge
03/31/17	Pcard	Nandos Woodley Park	18.00				18.00							NLC Conference - Meal - Mayor Pro Tem Dodge
03/31/17	Pcard	Metro 007	10.00				10.00							NLC Conference - transportation - Mayor Pro Tem Dodge
03/31/17	Pcard	Lebanese Tavern	25.54				25.54							NLC Conference - Meal - Mayor Pro Tem Dodge
03/31/17	Pcard	New Big Wong Restaurant	16.53				16.53							NLC Conference - Meal - Mayor Pro Tem Dodge
03/31/17	Pcard	United Airlines	25.00				25.00							NLC Conference - baggage - Mayor Pro Tem Dodge
03/31/17	Pcard	Metro 041	5.00				5.00							NLC Conference - transportation - Mayor Pro Tem Dodge
03/31/17	Pcard	Metro 041	5.00				5.00							NLC Conference - transportation - Mayor Pro Tem Dodge
03/31/17	Pcard	Marriott Wardman Park	1,232.04				1,232.04							NLC Conference - lodging - Mayor Pro Tem Dodge
05/31/17	Pcard	Colorado Municipal League	(37.00)										(37.00)	CML General luncheon cancellation
06/30/17	Pcard	National League of Cities	545.00							545.00				NLC Conference - conference registration
06/30/17	Pcard	Southwest	60.00		60.00									Small Cities Conference airfare
06/30/17	Pcard	Southwest	811.92		811.92									Small Cities Conference airfare
06/30/17	Pcard	Beaver Run Resort	389.73										389.73	CML Conference lodging
06/30/17	Pcard	Beaver Run Resort	199.82			199.82								CML Conference lodging
06/30/17	Pcard	Beaver Run Resort	199.82								199.82			CML Conference lodging
06/30/17	Pcard	Beaver Run Resort	647.32		215.77			215.78	215.77					CML Conference lodging
06/30/17	Pcard	Beaver Run Resort	420.01				420.01							CML Conference lodging
07/06/17	Check	Joyce Downing	200.00		200.00									NLC - Small Cities Conference - Florida
07/31/17	Pcard	Hertz Rent-A-Car	232.27		232.27									NLC - Small Cities Conference - Florida
07/31/17	Pcard	Exxonmobil	6.01		6.01									NLC - Small Cities Conference - Florida
07/31/17	Pcard	Fairfield Inn	540.00		540.00									NLC - Small Cities Conference - Florida
08/31/17	Pcard	Hertz Rent-A-Car	23.05		23.05									NLC - Small Cities Conference - Florida
09/30/17	Pcard	National League of Cities	635.00			635.00								NLC - Fall Conference - Charlotte, NC
09/30/17	Pcard	United Airlines	396.90			396.90								NLC - Fall Conference - Charlotte, NC
09/30/17	Pcard	Travel Insurance Policy	22.82			22.82								NLC - Fall Conference - Charlotte, NC
10/31/17	Pcard	American Airlines	20.16							20.16				NLC - Fall Conference - Charlotte, NC
10/31/17	Pcard	American Airlines	195.70							195.70				NLC - Fall Conference - Charlotte, NC
10/31/17	Pcard	American Airlines	104.20							104.20				NLC - Fall Conference - Charlotte, NC
10/31/17	Pcard	American Airlines	33.52							33.52				NLC - Fall Conference - Charlotte, NC
Total Training/Registration														
	Actual		12,837.91	-	2,340.27	1,371.54	3,142.03	577.78	606.77	898.58	641.82	2,427.39	831.73	
	Budget		40,500.00	-	4,500.00	4,500.00	4,500.00	4,500.00	4,500.00	4,500.00	4,500.00	4,500.00	4,500.00	*Approved budget increase March 28, 2016
	Variance		27,662.09	-	2,159.73	3,128.46	1,357.97	3,922.22	3,893.23	3,601.42	3,858.18	2,072.61	3,668.27	

CITY OF NORTHGLENN
MAYOR / CITY COUNCIL
2017 OPERATING EXPENDITURES

			COUNCILPERSON													
			Mayor													
DATE	TYPE	VENDOR	TOTAL	Council Wide	Downing	Sauers	Dodge	Brown J	Brown B	Whitman	Mullica	Esquibel	Snetzinger	Comment		
61700-0005 Mileage/Travel CM Search																
Total Mileage/Travel																
Actual			-	-												
Budget			-	-												
Variance			-	-												
62100 Office Supplies																
08/31/17	Pcard	Officemax	36.97	36.97											Office Supplies, thank you cards, pens	
Total Office Supplies																
Actual			36.97	36.97	-	-	-	-	-	-	-	-	-			
Budget			200.00	200.00	-	-	-	-	-	-	-	-	-			
Variance			163.03	163.03	-	-	-	-	-	-	-	-	-			
62300 Operating Supplies																
01/04/17	Check	DP Trading Inc	1,382.50	1,382.50											New logo lapel pins	
01/09/17	Check	Capital One Commercial	72.33	72.33											Healthy meeting snacks for study session	
01/31/17	Pcard	City of Brighton	50.00				25.00			25.00				ADCOG Quarterly Dinner meeting - Dodge/Whitman		
01/31/17	Pcard	Safeway	31.46	31.46											Meeting snacks 1/23/17	
01/31/17	Pcard	Scudder Press	565.50	565.50											Legislative Policy Books	
01/31/17	Pcard	First Watch	31.16		31.16											Breakfast meeting Mayor Downing / City Manager Hayes
01/01/17	GL	Reverse 2017 accrual	(1,382.50)	(1,382.50)											Reverse 2017 accrual	
01/01/17	GL	Reverse 2017 accrual	(72.33)	(72.33)											Reverse 2017 accrual	
02/08/17	Pcard	Branded Image Apparel	38.00				38.00								New logo shirt - Mayor Pro tem Dodge	
02/08/17	Pcard	Office Depot	208.73	208.73											Supplies for City Council Retreat	
02/08/17	Pcard	Costco	160.00	160.00											General meeting / retreat meeting - healthy snacks	
02/08/17	Pcard	Target	73.46	73.46											City Council Retreat	
02/08/17	Pcard	Atlanta Bread	310.77	310.77											City Council Retreat	
02/08/17	Pcard	Atlanta Bread	30.00	30.00											City Council Retreat	
02/08/17	Pcard	Starbucks	96.85	96.85											City Council Retreat	
02/08/17	Pcard	Ds Services	43.15	43.15											Water for general meeting use	
02/08/17	Pcard	Creative Awards	74.90	74.90											New logo name badges	
02/08/17	Pcard	First Watch	30.26		30.26											Breakfast meeting Mayor Downing / City Manager Hayes
03/31/17	Pcard	In *branded Image Apparel	140.00								140.00			New logo apparel for Council member Esquibel		
03/31/17	Pcard	Ds Services	41.55	41.55											Water for general meeting use	
03/31/17	Pcard	Longhorn	38.68		38.68											Adams Cultural Council lunch meeting - Mayor Downing
03/31/17	Pcard	Longhorn	33.79		33.79											NATA Board candidate lunch meeting - Mayor Downing
03/31/17	Pcard	Ihop	30.16		30.16											Breakfast meeting Mayor Downing/Hayes
03/31/17	Pcard	Artistic Flowers & Gifts	105.00	105.00											Flowers to the family of Susan Baca passing of her mother	
03/31/17	Pcard	Artistic Flowers & Gifts	(10.00)	(10.00)											Refund - Flowers to the family of Susan Baca	
04/30/17	Pcard	Vispronet	121.82	121.82											New logo table cloth for study session meetings	
04/30/17	Pcard	Safeway Store	(12.07)	(12.07)											Credit from Safeway for weekly savings	
04/30/17	Pcard	Walgreens	73.24	73.24											Special Easter treats city council, city manager, city attorney, city clerk	
04/30/17	Pcard	Safeway Store	46.26	46.26											Meeting snacks	
04/30/17	Pcard	Deep Rock Water	17.58	17.58											Water for general meeting use	
04/30/17	Pcard	Scudder Press	280.00			40.00	40.00	40.00	40.00	40.00	40.00	40.00		New logo business cards		
04/30/17	Pcard	Walmart Neighborhood Market	57.34	57.34											Council meeting and study session meeting snacks	
04/30/17	Pcard	Ihop	30.19		30.19											Breakfast meeting Mayor Downing / City Manager Hayes
05/04/17	Check	City of Federal Heights	25.00													25.00 ADCOG Quarterly Dinner meeting - Snetzinger
05/18/17	Check	Morgan Awards	615.13				615.13								CML Board retreat Northglenn highlighted city - jump drives	
05/31/17	Pcard	Safeway	30.86	30.86											City Council meeting snacks	
05/31/17	Pcard	Pp*smart Commute	60.00		60.00											5th Annual Transportation Forum registration - Mayor
05/31/17	Pcard	Ds Services	29.57	29.57											Water for general meeting use	
05/31/17	Pcard	Wm Supercenter	50.50	50.50											City Council meeting snacks	
05/31/17	Pcard	American Pennant Co	815.00	815.00											New ornamental City Flag for council chambers	
06/19/17	Check	Absolute Graphics	21.64			10.82			10.82						New logo apparel	
06/19/17	Check	Absolute Graphics	11.80					11.80							New logo apparel	
06/22/17	Check	Absolute Graphics	289.97	141.41												New logo apparel
06/28/17	Check	Absolute Graphics	116.42			116.42										New logo apparel
06/30/17	Pcard	Ds Services	43.15	43.15												Water for general meeting use
06/30/17	Pcard	Creative Awards	252.15			36.03	36.02	36.02	36.02	36.02	36.02	36.02		New logo name badge		
06/30/17	Pcard	Creative Awards	81.69			11.67	11.67	11.67	11.67	11.67	11.67	11.67		New logo name badge		
07/12/17	Check	Morgan Awards	209.50	209.50												New logo swag

CITY OF NORTHGLENN
MAYOR / CITY COUNCIL
2017 OPERATING EXPENDITURES

			COUNCILPERSON											
DATE	TYPE	VENDOR	TOTAL	Mayor	Downing	Sauers	Dodge	Brown J	Brown B	Whitman	Mullica	Esquibel	Snetzinger	Comment
07/28/17	Check	Absolute Graphics	170.06	106.20		34.69			29.17					New logo apparel
07/31/17	Pcard	Ds Services	43.15	43.15										Water for general meeting use
07/31/17	Pcard	Safeway	14.96	14.96										City Council meeting snacks for 7/10/17
07/31/17	Pcard	Mountain Man Northglenn	129.93				129.93							CML Board Retreat candy
07/31/17	Pcard	Wash Me	45.00	45.00										Detail and wash 15 passenger Van
07/31/17	Pcard	Atlanta Bread	300.00				300.00							CML Board Retreat boxed lunches
07/31/17	Pcard	Safeway	40.67	40.67										City Council meeting snacks for 7/24/17
07/31/17	Pcard	Ihop	122.44		122.44									Metro Mayor's lunch
07/31/17	Pcard	First Watch	35.36		35.36									Breakfast meeting Mayor Downing / City Manager Hayes
08/23/17	Check	Scudder Press	55.00								55.00			Poster Board
08/23/17	Check	Absolute Graphics	129.18					64.59	64.59					New logo jacket
08/31/17	Check	Absolute Graphics	(15.26)			(3.81)		(3.81)	(3.82)	(3.82)				Refund of shipping charges
08/31/17	Pcard	Ds Services	25.00	25.00										Water for general meeting use
08/31/17	Pcard	Wal-Mart	81.03	81.03										City Council meeting snacks / fruit for September
08/31/17	Pcard	Newports Flowers	139.75	139.75										Flowers to the family of James A. Hayes, AICP, City Manager
08/31/17	Pcard	Target	35.76	35.76										City Council meeting snacks
08/31/17	Pcard	Ihop	20.14		20.14									Breakfast meeting Mayor Downing / City Manager Hayes
08/31/17	Pcard	Panera Bread	14.18		14.18									Breakfast meeting Mayor Downing / City Manager Hayes
09/27/17	Check	Absolute Graphics	58.25					58.25						New logo apparel
09/30/17	Pcard	Ds Services	30.05	30.05										Water for general meeting use
09/30/17	Pcard	Wal-Mart	62.70	62.70										Meeting snacks
09/30/17	Pcard	Ds Services	31.14	31.14										Water for general meeting use
09/30/17	Pcard	First Watch	32.16		32.16									Breakfast meeting Mayor Downing / City Manager Hayes
10/31/17	Pcard	Jimmy Johns	138.74		138.74									Colorado Historic Preservation Required Training - dinner
10/31/17	Pcard	Safeway	13.15	13.15										Fresh fruit meeting on 10/9/17
10/31/17	Pcard	Wal-Mart	63.92	63.92										Study session and meeting snacks
10/31/17	Pcard	Safeway	12.04	12.04										Fresh fruit and snacks meeting on 0/23/17
10/31/17	Pcard	Co School of Mines	100.00	100.00										Donation in lieu of flowers - passing of Lee Brown
10/31/17	Pcard	Ds Services	43.79	43.79										Water for general meeting use
10/31/17	Pcard	Cracker Barrel	21.56	21.56										Breakfast meeting Mayor Downing / City Manager Hayes
10/31/17	Pcard	Panera Bread	11.66		11.66									Breakfast meeting Mayor Downing / City Manager Hayes
10/31/17	Pcard	Cinzettis	215.55	215.55										2017 Legislative Dinner
Total Operating Supplies														
Actual			7,611.22	4,480.95	628.92	245.82	1,195.75	261.57	188.45	214.38	142.69	227.69	25.00	
Budget			12,000.00	-	1,333.33	1,333.33	1,333.33	1,333.33	1,333.33	1,333.33	1,333.33	1,333.33	1,333.36	
Variance			4,388.78	(4,480.95)	704.41	1,087.51	137.58	1,071.76	1,144.88	1,118.95	1,190.64	1,105.64	1,308.36	
68100 Dues/Fees														
01/05/17	Check	Adams County Education Consortium	850.00	850.00										2017 Annual Membership Dues
01/12/17	Check	Civic Results	3,127.12	3,127.12										2017 Annual Membership Dues
01/12/17	Check	Colorado Municipal League	20,058.00	20,058.00										2017 Annual Membership Dues
01/25/17	Check	Adams County Economic Development	11,357.00	11,357.00										2017 Annual Membership Dues
01/27/17	Check	Adams County Finance Department	10,187.50	10,187.50										2017 Annual Membership Dues
02/24/17	Check	Regional Air Quality Council	2,000.00	2,000.00										2017 Annual Membership Dues
03/03/17	Check	Colorado Municipal League	(601.74)	(601.74)										Rebate Check from Colorado Municipal League
03/10/17	Check	Denver Regional Council of Governments	3,550.00	3,550.00										2017 First Half of Membership Dues
05/30/17	Check	City of Westminster	1,200.00	1,200.00										2017 NATA Dues
06/22/17	Check	Metro North Chamber of Commerce	2,000.00	2,000.00										2017 Annual Membership Dues
07/17/17	Check	Denver Regional Council of Governments	3,550.00	3,550.00										2017 Annual Membership Dues
07/20/17	Check	National League of Cities	3,258.00	3,258.00										2017 Annual Membership Dues
Total Dues/Fees														
Actual			60,535.88	60,535.88	-	-	-	-	-	-	-	-	-	
Budget			62,000.00	62,000.00	-	-	-	-	-	-	-	-	-	
Variance			1,464.12	1,464.12	-	-	-	-	-	-	-	-	-	
68200 Grants/Donations														
02/16/17	Check	Northglenn Historic Preservation	5,000.00	5,000.00										Annual contribution for historic Stonehocker house
04/12/17	Check	Northglenn Arts and Humanities	39,089.00	39,089.00										Per Capita 2017 contribution
														Ralston House Dinner, Senior Hub RSVP, Homer and Me Book Program, Almost
														Home Spring Out of Homelessness, Backpack to Briefcases, Ralston House
														Pinwheel Garden
09/25/17	GL	Council Sponsors	5,780.00	5,780.00										Annual contribution to Adams County Youth Initiative
09/26/17	Check	Adams County Youth Initiative	2,500.00	2,500.00										

CITY OF NORTHGLENN
MAYOR / CITY COUNCIL
2017 OPERATING EXPENDITURES

			COUNCILPERSON											Comment
DATE	TYPE	VENDOR	TOTAL	Council Wide	Mayor Downing	Sauers	Dodge	Brown J	Brown B	Whitman	Mullica	Esquibel	Snetzinger	
09/30/17	Pcard	Paypal	500.00	500.00										PAALS for Life animal sanctuary
09/30/17	Pcard	Adams County Education Consortium	530.00	530.00										Career Expo Event
10/31/17	Pcard	Casa Adams&Broomfield	1,000.00	1,000.00										Annual CASA Breakfast
Total Grant/Donations														
Actual			54,399.00	54,399.00	-	-	-	-	-	-	-	-	-	
Budget			60,000.00	60,000.00	-	-	-	-	-	-	-	-	-	
Variance			5,601.00	5,601.00	-	-	-	-	-	-	-	-	-	
68900 Contingency														
Total Contingency														
Actual			-	-	-	-	-	-	-	-	-	-	-	
Budget			100,000.00	100,000.00	-	-	-	-	-	-	-	-	-	
Variance			100,000.00	100,000.00	-	-	-	-	-	-	-	-	-	
General Fund 10 Totals														
Actual			355,282.69	335,174.99	2,969.19	1,926.56	4,646.98	1,184.94	1,168.81	1,895.92	1,539.49	3,287.08	1,488.73	
Budget			549,800.00	497,300.00	5,833.33	5,833.33	5,833.33	5,833.33	5,833.33	5,833.33	5,833.33	5,833.33	5,833.36	
Variance			194,517.31	162,125.01	2,864.14	3,906.77	1,186.35	4,648.39	4,664.52	3,937.41	4,293.84	2,546.25	4,344.63	
Water & Wastewater Fund 50														
61100 Professional Services														
01/09/17	Check	Hoffmann, Parker, Wilson, & Carberry PC	1,501.50	1,501.50										City Attorney Fee for December 2016
01/01/17	GL	Reverse 2017 accrual	(1,501.50)	(1,501.50)										Reverse 2017 accrual
02/09/17	Check	Hoffmann, Parker, Wilson, & Carberry PC	1,128.50	1,128.50										City Attorney Fee for January 2017
02/28/17	Check	Kaplan Kirsch & Rockwell	7,186.10	7,186.10										Wastewater infrastructure
03/07/17	Check	Hoffmann, Parker, Wilson, & Carberry PC	730.75	730.75										City Attorney Fee for February 2017
03/31/17	Check	Kaplan Kirsch & Rockwell	3,560.55	3,560.55										Wastewater infrastructure
04/11/17	Check	Hoffmann, Parker, Wilson, & Carberry PC	693.75	693.75										City Attorney Fee for March 2017
04/25/17	Check	Kaplan Kirsch & Rockwell	1,924.68	1,924.68										Wastewater infrastructure
05/09/17	Check	Kaplan Kirsch & Rockwell	12,027.88	12,027.88										Wastewater infrastructure
05/09/17	Check	Hoffmann, Parker, Wilson, & Carberry PC	1,840.75	1,840.75										City Attorney Fee for April 2017
06/09/17	Check	Hoffmann, Parker, Wilson, & Carberry PC	721.50	721.50										City Attorney Fee for May 2017
06/14/17	Check	Kaplan Kirsch & Rockwell	2,224.19	2,224.19										Wastewater infrastructure
07/12/17	Check	Hoffmann, Parker, Wilson, & Carberry PC	212.75	212.75										City Attorney Fee for June 2017
07/25/17	Check	Kaplan Kirsch & Rockwell	1,637.72	1,637.72										Wastewater infrastructure
08/08/17	Check	Hoffmann, Parker, Wilson, & Carberry PC	370.00	370.00										City Attorney Fee for July 2017
08/22/17	Check	Kaplan Kirsch & Rockwell	661.50	661.50										Wastewater infrastructure
09/08/17	Check	Hoffmann, Parker, Wilson, & Carberry PC	712.25	712.25										City Attorney Fee for August 2017
09/26/17	Check	Kaplan Kirsch & Rockwell	4,322.21	4,322.21										Wastewater infrastructure
10/05/17	Check	Hoffmann, Parker, Wilson, & Carberry PC	629.00	629.00										City Attorney Fee for September 2017
10/23/17	Check	Kaplan Kirsch & Rockwell	2,230.50	2,230.50										Wastewater infrastructure
Total Professional Services														
Actual			42,814.58	42,814.58	-	-	-	-	-	-	-	-	-	
Budget			10,000.00	10,000.00	-	-	-	-	-	-	-	-	-	
Variance			(32,814.58)	(32,814.58)	-	-	-	-	-	-	-	-	-	
Water & Wastewater Fund 50 Totals														
Actual			42,814.58	42,814.58	-	-	-	-	-	-	-	-	-	
Budget			10,000.00	10,000.00	-	-	-	-	-	-	-	-	-	
Variance			(32,814.58)	(32,814.58)	-	-	-	-	-	-	-	-	-	

**October 2017
OVERTIME REPORT**

Department	Amount	Hours
Parks and Rec Total	\$ 215.82	7.00
Police Total	\$ 16,887.69	332.50
Public Works Total	\$ 5,814.47	148.25
Grand Total	\$ 22,917.98	487.75

CITY OF NORTHGLENN
Capital Improvement Program

Project Description	2017 Adopted Budget	YTD October 2017 Actuals		2018 Estimate	2019 Estimate	2020 Estimate	2021 Estimate	5-Year Total	Funding Source
		YTD Expenditures	Amount Remaining						
CONSERVATION TRUST FUND									
Greenway Trail Replacement	\$ 50,000		\$ 50,000	\$ 350,000	\$ 50,000	\$ 200,000	\$ 50,000	\$ 700,000	CTF
Pedestrian Bridge Repair	35,000		35,000	-	-	-	-	35,000	CTF
Kiwanis Splash Pad	296,000	4,461	291,539	-				296,000	CTF
Kiwanis Splash Pad	-		-						CTF
NW Open Space Facility Improvement	1,000,000		1,000,000	-	-	-	-	1,000,000	CTF
Webster Lake Fountain Replacement	15,000	9,235	5,765					15,000	CTF
Total	\$ 1,396,000	\$ 13,696	\$ 1,382,304	\$ 350,000	\$ 50,000	\$ 670,000	\$ 70,000	\$ 2,536,000	

CITY OF NORTHGLENN
Capital Improvement Program

Project Description	2017 Adopted Budget	YTD October 2017 Actuals		2018 Estimate	2019 Estimate	2020 Estimate	2021 Estimate	5-Year Total	Funding Source
		YTD Expenditures	Amount Remaining						
CDBG FUND									
Pedestrian Mobility	\$ 205,347	\$ 185,963	\$ 19,384	\$ 200,000	\$ 200,000	\$ 200,000	\$ 200,000	\$ 1,005,347	CDBG
Total	\$ 205,347	\$ 185,963	\$ 19,384	\$ 200,000	\$ 200,000	\$ 200,000	\$ 200,000	\$ 1,005,347	

CITY OF NORTHGLENN
Capital Improvement Program

Project Description	2017 Adopted Budget	YTD October 2017 Actuals		2018 Estimate	2019 Estimate	2020 Estimate	2021 Estimate	5-Year Total	Funding Source
		YTD Expenditures	Amount Remaining						
CAPITAL PROJECTS FUND									
Emergency Park Repairs	25,000	14,414	10,586	25,000	25,000	25,000	25,000	125,000	ADCOO
NWOS Facilities Improvement	114,445	53,290	61,155	-	-	-	-	114,445	ADCOO
NWOS Facilities Improvement	114,445	52,738	61,707					114,445	GRANT
Parks Barn Replacement	675,000	3,570	671,430	-	-	-	-	675,000	1/2% Sales Tax
Fox Run Open Space	33,817	70,924	(37,107)	-	-	-	-	33,817	GENERAL
Fox Run Open Space	76,910	70,685	6,225					76,910	GRANT
Citywide Fence Maintnance	160,000	171,300	(11,300)	-				160,000	GENERAL
Theatre & Rec Center Marquee	152,625		152,625					152,625	ADCOO
Tennis Court Repair & Construction	-		-	-	-	170,000		170,000	ADCOO
Kiwanis Bath House Renovation	500,000	7,572	492,428	-				500,000	ADCOO
Rotary Park Dugouts	30,000		30,000					30,000	ADCOO
Village Greens Park I&II	35,000		35,000					35,000	ADCOO
WLP Sculpture	35,000	35,000	-					35,000	GENERAL
Senior Fitness Equipment	-		-	-	100,000	-		100,000	ADCOO
E.B. Rains Renovation	-		-	-	-	-	750,000	750,000	ADCOO
Residential Street Program	577,403	7,317	570,086	450,000	450,000	450,000	450,000	2,377,403	ADCOT
Traffic Signal Program	192,990	91,310	101,680	100,000	100,000	100,000	100,000	592,990	ADCOT
Concrete Program	50,000		50,000	50,000	50,000	50,000	50,000	250,000	ADCOT
Huron Street Rehabilitatio	-		-	-	600,000	1,200,000	-	1,800,000	4.000 MILLS
120th Ave Widening Design	-		-	-	500,000			500,000	1/2% Sales Tax
Civic Center Master Plan project	76,901	45,793	31,108					76,901	1/2% Sales Tax
Justice Center	22,020,445	5,886,193	16,134,252	1,500,000	1,500,000	1,500,000	1,500,000	28,020,445	1/2% Sales Tax
School Zone Safety Assessment	200,042	89,182	110,860	50,000	100,000	50,000	100,000	500,042	GENERAL
99th Ave Reconstruction	350,000		350,000					350,000	GENERAL
Marketplace Ped Bridge Assessment	-	9,722	(9,722)					-	NURA
Utility Studies	89,885	61,845	28,040					89,885	GENERAL/NURA
Ralston House Development	242,413	64,707	177,706					242,413	GENERAL
104th and Grant Intersection Analysis	-	320	(320)					-	GENERAL
112th North Metro Rail	207,000		207,000					207,000	GENERAL
112th North Metro Rail	728,000		728,000					728,000	GRANT
South Huron landscape	125,000		125,000					125,000	4.000 MILLS
Total	\$ 26,812,321	\$ 6,735,882	\$ 20,076,439	\$ 2,175,000	\$ 3,425,000	\$ 3,545,000	\$ 2,975,000	\$ 38,932,321	

CITY OF NORTHGLENN
Capital Improvement Program

Project Description	2017 Adopted Budget	YTD October 2017 Actuals		2018 Estimate	2019 Estimate	2020 Estimate	2021 Estimate	5-Year Total	Funding Source
		YTD Expenditures	Amount Remaining						
WATER AND WASTEWATER FUND									
Water Line Replacement	259,691	67,195	192,496	100,000	100,000	100,000	100,000	659,691	WF
Standley Lake Pipeline	151,192	137,500	13,692	150,000	150,000	150,000	150,000	751,192	WF
Install PLC for SCADA	-		-	-	-	-	-	-	WF
High Zone Storage Tank Painting	-		-	-	-	-	-	-	WF
Berthoud Pass Ditch Maintenance	20,000		20,000	350,000				370,000	1/2% Tax
North Low Zone Tank Painting	180,000	2,550	177,450					180,000	WF
Terminal Reservoir Phase II	800,000	18,840	781,161					800,000	WF
Farmers Highline Flume Gate	80,000	7,285	72,715					80,000	WF
Flume at Lupton Bottom	15,000	-	15,000					15,000	WF
WTP Filter Media Replacement	185,000	124,255	60,745	185,000	185,000			555,000	WF
Collection System Rehab	515,979	337,439	178,540	250,000	250,000	250,000	250,000	1,515,979	WWF
Bunker Hill Lift Station	-		-	100,000	-	-	-	100,000	WWF
Lift Station A Assessment	-		-	-	-	-	-	-	WWF
Lift Station B Assessment	-		-	-	250,000	250,000	-	500,000	WWF
WWTP Headworks & Clarifier	5,651,871	4,055,629	1,596,242	-	-	-	-	5,651,871	WWF
Decommission Southern Lagoon	-		-	1,440,000	-	-	-	1,440,000	WWF
Lift Station A & Forcemain Replacement	-	-	-		3,500,000	25,000,000		28,500,000	WWF
Lift Station Flow Meters	-	-	-	-	-	-	500,000	500,000	WWF
Total	\$ 7,858,733	\$ 4,750,692	\$ 3,108,041	\$ 2,575,000	\$ 4,435,000	\$ 25,750,000	\$ 1,000,000	\$ 41,618,733	

CITY OF NORTHGLENN
Capital Improvement Program

Project Description	2017 Adopted Budget	YTD October 2017 Actuals		2018 Estimate	2019 Estimate	2020 Estimate	2021 Estimate	5-Year Total	Funding Source
		YTD Expenditures	Amount Remaining						
STORMWATER FUND									
Grange Hall Creek MDP & FHAD	\$ 100,000	\$ -	\$ 100,000	\$ -	\$ -	\$ -	\$ -	\$ 100,000	SWF
Grange Hall Creek Phase I - Larson	1,300,000	1,463,465	(163,465)	-	-	-	-	1,300,000	SWF
Brantner Gulch MPD & FHAD	-	-		-	100,000	-	-	100,000	SWF
Storm Drainage System Improvement	54,829	29,367	25,462	100,000	100,000	100,000	100,000	454,829	SWF
Total	\$ 1,454,829	\$ 1,492,832	\$ (38,003)	\$ 100,000	\$ 200,000	\$ 100,000	\$ 100,000	\$ 1,954,829	
CITY-WIDE TOTAL	\$ 37,727,230	\$ 13,179,066	\$ 24,548,164	\$ 5,400,000	\$ 8,310,000	\$ 30,265,000	\$ 4,345,000	\$ 86,047,230	

Executed Contracts (below \$50,000) for October 2017

<u>Vendor</u>	<u>Contract Executed Date</u>	<u>Contract Dates</u> <u>Start</u> <u>End</u>		<u>Total Amount</u>	<u>Purpose</u>
CAM Services	10/18/2017			\$ 5,000.00	2017-115 On-Call Graffiti Removal
Historic Preservation Commission	10/18/2017			\$ -	MOU for Use of Fire Truck at the Marketplace
Alpine Arborists	10/30/2017			\$ 11,340.00	2017-112 Hazardous Tree Pruning
Mile High Play Systems, Inc.	10/30/2017			\$ 35,000.00	2017-124 Village Greens I & II Playground Replacement
Farmers' High Line Canal and Reservoir Co	10/31/2017			\$ 500.00	Carriage Agreement for the transport of non-share water in the FHL Canal from November 1, 2017 to December 31, 2017
Farmers' High Line Canal and Reservoir Co	10/31/2017			\$ 500.00	Carriage Agreement for the transport of non-share water in the FHL Canal from January 1, 2018 to December 31, 2018
				<u>\$ 52,340.00</u>	