



August 2023

Monthly Financial Packet

City of Northglenn

Financial Packet

Packet Contents

<u>Description</u>	<u>Page #</u>
Executive Summary	1
Financial Statements	2
Cash and Investments	8
Marketplace Sales Tax History Chart	9
Citywide Sales Tax History Chart	10
Geographic Code Tax Data	11
City Council Operating Expenditures	12
Overtime Report	20
CIP Report	21
Summary of Executed Contracts	27



CITY OF
Northglenn

**City of Northglenn
Interim Financial Statements
For the Period Ending
August 2023**

Executive Summary

- **Sales and Use Tax**
 - Year-to-date sales and use taxes are up 3.3% compared to the previous year.
 - Auto Use Tax +8.9%; Sales Tax +2.6%; Food Tax +12.6%; Marijuana Tax -12.4%
- **General Fund**
 - Revenues within the fund total \$22,471,040, an increase from last year of 1.8%, or \$401,999. Increases in sales taxes, charges for services and fines/forfeitures have been offset by reduced construction related taxes/fees and permits.
 - Expenditures total \$21,675,317, accounting for 60.1% of the annual appropriation. Spending within the fund is consistent with the planned budget.
- **Water Fund**
 - Revenues total \$12,342,180. This is an increase of 32.0% or \$2,991,645 when compared to the prior year due to a one-time water lease payment of \$3,750,000. Consumption is down 25.4% from last year decreasing water revenues, further reduced by fewer tap fees. Revenue restricted for water resources is \$2,032,610, down 1.8% versus the prior year. Restricted revenue for debt service, which comes from the food for home consumption sales tax, is up 12.6% and totals \$851,998 year-to-date.
 - Expenditures within the Water Fund total \$8,963,505 and account for 37.9% of the annual appropriation. Fund expenditures increased by \$2,512,703, or 39.0%, when compared to the same period last year due to capital outlay expenditures increasing.
- **Wastewater Fund**
 - Revenues total \$3,795,653, an increase of 3.6% or \$132,549 as compared to the prior year. Increased revenue from a rate increase and consumption is offset by a reduction in tap fees.
 - Expenditures within the fund total \$3,489,751, and account for 37.7% of the annual appropriation. Fund expenditures decreased by \$4,717,375, or 57.5%, when compared to the same period of 2022 due to decreases in capital outlay.
- **Stormwater Fund**
 - Revenues within the fund total \$401,429, an increase from last year by approximately 19.1%, or \$64,242, due to recognition of grant revenues.
 - Expenditures total \$185,256 and account for 11.6% of the annual appropriation. Fund expenditures increased by \$113,657 or 158.7% when compared to the same period of 2022 due to increases in capital outlay spending.
- **Sanitation Fund**
 - Revenues total \$1,245,831, an increase of \$60,830 or 5.1% from the same period last year.
 - Expenditures within the fund total \$1,249,484 and account for 64.7% of the annual appropriation. Spending is lower compared to 2022 due to capital outlay.

**Revenue Report
August 31, 2023
General Fund**

	<u>2023 Adopted Budget</u>	<u>Actual as of August 31, 2023</u>	<u>Over/(Under) Budget</u>	<u>Collection Rate</u>	<u>Prior Year Actual as of August 31, 2022</u>	<u>Over/(Under) Prior Year</u>	<u>Percent Difference</u>
Taxes							
Property Taxes	\$ 3,837,000	\$ 3,615,989	\$ (221,011)	94.24%	\$ 3,707,676	\$ (91,687)	-2.47%
Sales Taxes	18,752,000	10,441,240	(8,310,760)	55.68%	10,167,821	273,419	2.69%
Use Tax	3,248,000	1,990,041	(1,257,959)	61.27%	2,443,277	(453,236)	-18.55%
Other Tax	549,000	298,151	(250,849)	54.31%	260,275	37,876	14.55%
Total Taxes*	26,386,000	16,345,421	(10,040,579)	61.95%	16,579,049	(233,628)	-1.41%
Intergovernmental Revenues	2,449,678	1,785,905	(663,773)	72.90%	1,741,250	44,655	2.56%
Licenses and Permits	1,047,000	762,137	(284,863)	72.79%	978,200	(216,063)	-22.09%
Charges for Services	3,352,950	2,571,634	(781,316)	76.70%	2,016,318	555,316	27.54%
Fines and Forfeitures	632,000	443,819	(188,181)	70.22%	373,833	69,986	18.72%
Investment Earnings	395,000	417,594	22,594	105.72%	175,050	242,544	138.56%
Other Revenues	200,000	126,500	(73,500)	63.25%	202,841	(76,341)	-37.64%
Total Revenues	34,462,628	22,453,010	(12,009,618)	65.15%	22,066,541	386,469	1.75%
Other Financing Sources	-	18,030	18,030	N/A	2,500	15,530	621.20%
Total General Fund Revenues	\$ 34,462,628	\$ 22,471,040	\$ (11,991,588)	65.20%	\$ 22,069,041	\$ 401,999	1.82%

*Due to normal collection cycles, the tax revenues presented in the above statement represent amounts collected as of the prior month and not of that of the period being reported.

**Expenditure Report
August 31, 2023
General Fund**

	2023 Adopted Budget	Actual as of August 31, 2023	Over/(Under) Budget	Spending Rate	Prior Year Actual as of August 31, 2022	Over/(Under) Prior Year	Percent Difference
Legislative	\$ 914,660	\$ 603,403	\$ (311,257)	65.97%	\$ 519,598	\$ 83,805	16.13%
City Manager	3,538,371	2,101,609	(1,436,762)	59.39%	1,822,456	279,153	15.32%
City Clerk	610,230	300,520	(309,710)	49.25%	292,961	7,559	2.58%
Human Resources	1,121,240	845,116	(276,124)	75.37%	771,386	73,730	9.56%
Technology	1,112,163	692,032	(420,131)	62.22%	693,376	(1,344)	-0.19%
Finance	652,099	421,586	(230,513)	64.65%	416,603	4,983	1.20%
Planning & Development	2,147,091	1,184,165	(962,926)	55.15%	1,301,390	(117,225)	-9.01%
Parks, Recreation and Culture	8,348,020	5,120,636	(3,227,384)	61.34%	4,275,213	845,423	19.77%
Police	14,136,777	8,098,202	(6,038,575)	57.28%	7,464,413	633,789	8.49%
Public Works	3,359,493	2,146,330	(1,213,163)	63.89%	1,836,706	309,624	16.86%
Total Operating Expenditures	35,940,144	21,513,599	(14,426,545)	59.86%	19,394,102	2,119,497	10.93%
Other Financing Uses	125,000	161,718	36,718	129.37%	11,338,050	(11,176,332)	-98.57%
Total General Fund Expenditures	\$ 36,065,144	\$ 21,675,317	\$ (14,389,827)	60.10%	\$ 30,732,152	\$ (9,056,835)	-29.47%

**Revenue and Expenditure Report
August 31, 2023
Water Fund**

	2023 Adopted Budget	Actual as of August 31, 2023	Over/(Under) Budget	Collection/ Spending Rates	Prior Year Actual as of August 31, 2022	Current Year Over/(Under) Prior Year	Percent Difference
Revenues							
Water Charges	\$ 9,557,700	\$ 4,670,123	\$ (4,887,577)	48.86%	\$ 6,355,836	\$ (1,685,713)	-26.52%
Water Resources Revenue	3,522,000	2,032,610	(1,489,390)	57.71%	2,070,024	(37,414)	-1.81%
Debt Service Revenue	1,272,000	851,998	(420,002)	66.98%	756,401	95,597	12.64%
Intergovernmental Revenue	4,100,000	588,462	(3,511,538)	14.35%	-	588,462	N/A
Investment Earnings	251,000	448,091	197,091	178.52%	168,736	279,355	165.56%
Miscellaenous Revenue	-	896	896	N/A	(462)	1,358	N/A
Total Water Fund Revenues	18,702,700	8,592,180	(10,110,520)	45.94%	9,350,535	(758,355)	-8.11%
Expenditures							
Operating Expenditures	7,412,594	4,267,731	(3,144,863)	57.57%	4,280,810	(13,079)	-0.31%
Capital Outlay	8,855,798	4,443,598	(4,412,200)	50.18%	1,839,046	2,604,552	141.63%
Water Resources Expenditures	7,392,883	252,176	(7,140,707)	3.41%	322,771	(70,595)	-21.87%
Debt Service Expenditures	-	-	-	N/A	8,175	(8,175)	-100.00%
Total Water Fund Expenditures	23,661,275	8,963,505	(14,697,770)	37.88%	6,450,802	2,512,703	38.95%
Other Financing Sources / (Uses)	-	3,749,064	3,749,064	N/A	2,775	3,746,289	135001.41%
Revenues Over/(Under) Expenditures	\$ (4,958,575)	\$ 3,377,739	\$ 4,587,250	N/A	\$ 2,902,508	\$ 475,231	16.37%

<i>Operating Revenue:</i>							
<i>Water Usage</i>	\$ 9,279,000	\$ 4,123,960	\$ (5,155,040)	44.44%	\$ 5,036,039	\$ (912,079)	-18.11%
<i>Water Resources Revenue:</i>							
<i>Non-Food Sales/Use Tax*</i>	\$ 3,522,000	\$ 2,032,610	\$ (1,489,390)	57.71%	\$ 2,070,024	\$ (37,414)	-1.81%
<i>Debt Service:</i>							
<i>Food Taxes*</i>	\$ 1,272,000	\$ 851,998	\$ (420,002)	66.98%	\$ 756,401	\$ 95,597	12.64%

*Due to normal collection cycles, the tax revenues presented in the above statement represent amounts collected as of the prior month and not of that of the period being reported.

**Revenue and Expenditure Report
August 31, 2023
Wastewater Fund**

	2023 Adopted Budget	Actual as of August 31, 2023	Over/(Under) Budget	Collection/ Spending Rates	Prior Year Actual as of August 31, 2022	Current Year Over/(Under) Prior Year	Percent Difference
Revenues							
Wastewater Charges	\$ 5,759,735	\$ 3,644,266	\$ (2,115,469)	63.27%	\$ 3,598,299	\$ 45,967	1.28%
Investment Earnings	73,000	143,254	70,254	196.24%	58,187	85,067	146.20%
Intergovernmental	500,000	-	(500,000)	0.00%	-	-	N/A
Miscellaneous	-	8,133	8,133	N/A	6,618	1,515	22.89%
Total Wastewater Fund Revenues	6,332,735	3,795,653	(2,537,082)	59.94%	3,663,104	132,549	3.62%
Expenditures							
Operating Expenditures	3,587,612	1,630,022	(1,957,590)	45.43%	1,679,947	(49,925)	-2.97%
Capital Outlay	4,326,429	1,503,382	(2,823,047)	34.75%	6,166,739	(4,663,357)	-75.62%
Debt Service Expenditures	1,340,900	356,347	(984,553)	26.58%	360,440	(4,093)	-1.14%
Total Wastewater Fund Expenditures	9,254,941	3,489,751	(5,765,190)	37.71%	8,207,126	(4,717,375)	-57.48%
Other Financing Sources / (Uses)	-	(20,008)	(20,008)	N/A	(9,002)	(11,006)	N/A
Revenues Over/(Under) Expenditures	\$ (2,922,206)	\$ 285,894	\$ 3,208,100	N/A	\$ (4,553,024)	\$ 4,838,918	N/A

**Revenue and Expenditure Report
August 31, 2023
Stormwater Fund**

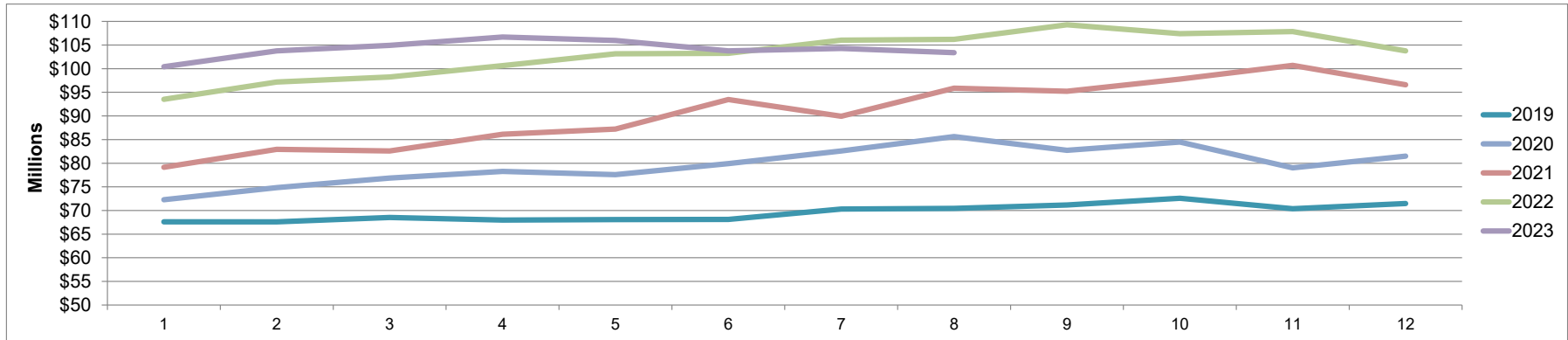
	<u>2023 Adopted Budget</u>	<u>Actual as of August 31, 2023</u>	<u>Over/(Under) Budget</u>	<u>Collection/ Spending Rates</u>	<u>Prior Year Actual as of August 31, 2022</u>	<u>Current Year Over/(Under) Prior Year</u>	<u>Percent Difference</u>
Revenues							
Stormwater Charges	\$ 463,800	\$ 288,689	\$ (175,111)	62.24%	\$ 324,259	\$ (35,570)	-10.97%
Investment Earnings	13,000	24,890	11,890	191.46%	8,602	16,288	189.35%
Intergovernmental	-	87,850	87,850	N/A	-	87,850	N/A
Miscellaneous	-	-	-	N/A	4,326	(4,326)	-100.00%
Total Stormwater Revenues	476,800	401,429	(75,371)	84.19%	337,187	64,242	19.05%
Expenditures							
Stormwater Collection	193,517	78,530	(114,987)	40.58%	71,299	7,231	10.14%
Capital Outlay	1,409,938	106,726	(1,303,212)	7.57%	300	106,426	35475.33%
Total Stormwater Expenditures	1,603,455	185,256	(1,418,199)	11.55%	71,599	113,657	158.74%
Revenues Over/(Under) Expenditures	\$ (1,126,655)	\$ 216,173	\$ 1,342,828	N/A	\$ 265,588	\$ (49,415)	-18.61%

**Revenue and Expenditure Report
August 31, 2023
Sanitation Fund**

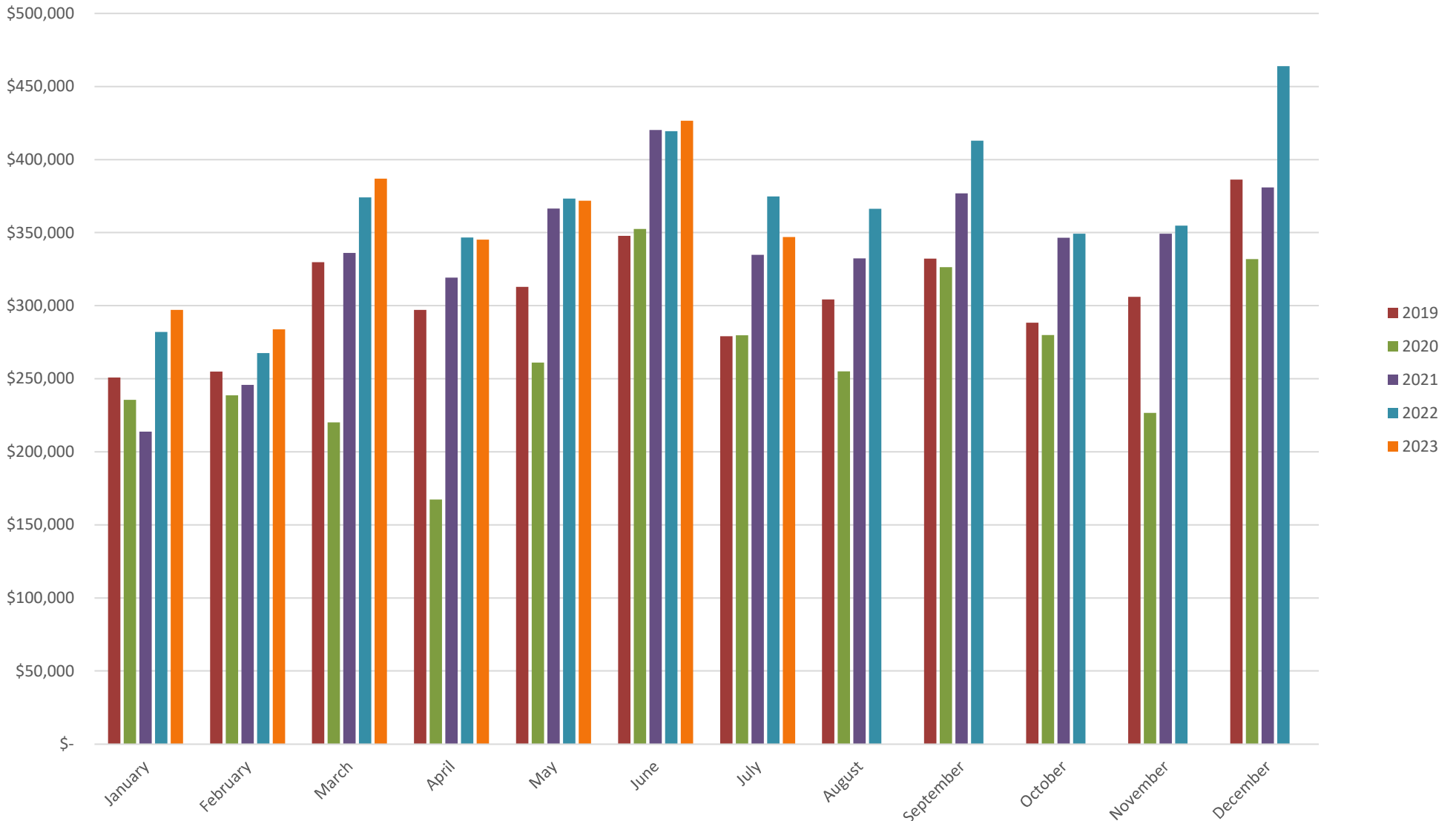
	<u>2023 Adopted Budget</u>	<u>Actual as of August 31, 2023</u>	<u>Over/(Under) Budget</u>	<u>Collection/ Spending Rates</u>	<u>Prior Year Actual as of August 31, 2022</u>	<u>Current Year Over/(Under) Prior Year</u>	<u>Percent Difference</u>
Revenues							
Trash Charges	\$ 1,923,300	\$ 1,165,974	\$ (757,326)	60.62%	\$ 1,142,729	\$ 23,245	2.03%
Recycling Revenue	19,000	26,092	7,092	137.33%	9,466	16,626	175.64%
Polycart Revenue	24,000	23,572	(428)	98.22%	17,764	5,808	32.70%
Investment Earnings	38,000	29,865	(8,135)	78.59%	13,507	16,358	121.11%
Miscellaneous Revenue	-	328	328	N/A	1,535	(1,207)	-78.63%
Total Sanitation Revenues	<u>2,004,300</u>	<u>1,245,831</u>	<u>(758,469)</u>	62.16%	<u>1,185,001</u>	<u>60,830</u>	5.13%
Expenditures							
Solid Waste Collection	1,674,426	1,101,027	(573,399)	65.76%	996,733	104,294	10.46%
Capital Outlay	257,200	148,457	(108,743)	57.72%	545,202	(396,745)	-72.77%
Total Sanitation Expenditures	<u>1,931,626</u>	<u>1,249,484</u>	<u>(682,142)</u>	64.69%	<u>1,541,935</u>	<u>(292,451)</u>	-18.97%
Other Financing Sources / (Uses)	-	66,000	66,000	N/A	90,202	(24,202)	-26.83%
Revenues Over/(Under) Expenditures	<u>\$ 72,674</u>	<u>\$ 62,347</u>	<u>\$ (10,327)</u>	85.79%	<u>\$ (266,732)</u>	<u>\$ 329,079</u>	N/A

Cash & Investments 2023

	January	February	March	April	May	June	July	August	September	October	November	December
General Fund	\$13,538,871	\$13,772,235	\$13,891,616	\$14,857,371	\$15,444,645	\$14,556,493	\$16,068,351	\$16,173,826				
CTF	\$1,502,434	\$1,504,415	\$1,662,749	\$1,663,289	\$1,326,129	\$1,274,182	\$1,274,056	\$1,320,806				
CDBG	\$0	\$0	\$0	\$0	\$0	\$0	\$0	\$0				
Capital Projects Fund	\$48,308,822	\$47,694,156	\$48,935,169	\$49,794,669	\$48,146,535	\$47,870,297	\$45,929,182	\$44,106,094				
Water Fund	\$29,093,118	\$32,428,263	\$32,134,824	\$31,870,776	\$31,900,016	\$31,224,495	\$31,774,071	\$32,235,381				
Wastewater Fund	\$4,258,073	\$4,625,492	\$4,584,230	\$4,670,764	\$5,179,421	\$4,948,013	\$5,287,857	\$5,562,928				
Stormwater Fund	\$1,648,138	\$1,650,110	\$1,684,718	\$1,737,939	\$1,770,033	\$1,796,631	\$1,836,186	\$1,856,471				
Sanitation Fund	\$2,063,906	\$2,104,683	\$2,048,250	\$2,098,413	\$2,200,832	\$2,081,481	\$2,113,687	\$2,132,737				
Total	\$100,413,362	\$103,779,354	\$104,941,556	\$106,693,221	\$105,967,611	\$103,751,592	\$104,283,390	\$103,388,243	\$0	\$0	\$0	\$0

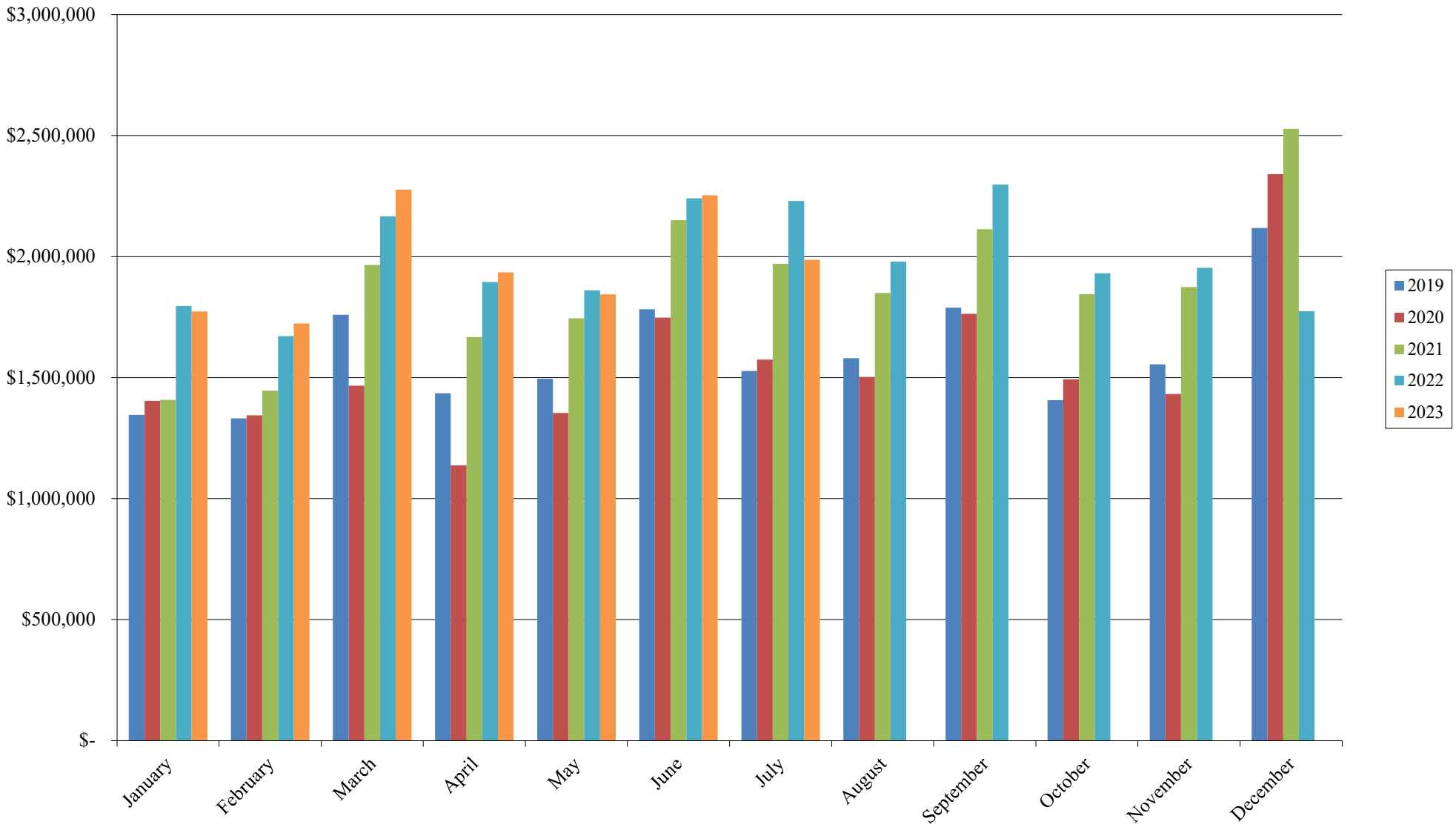


Marketplace Sales Tax History Chart



Due to normal collection cycles, the tax revenues presented above represent amounts collected as of the prior month and not that of the period being reported.

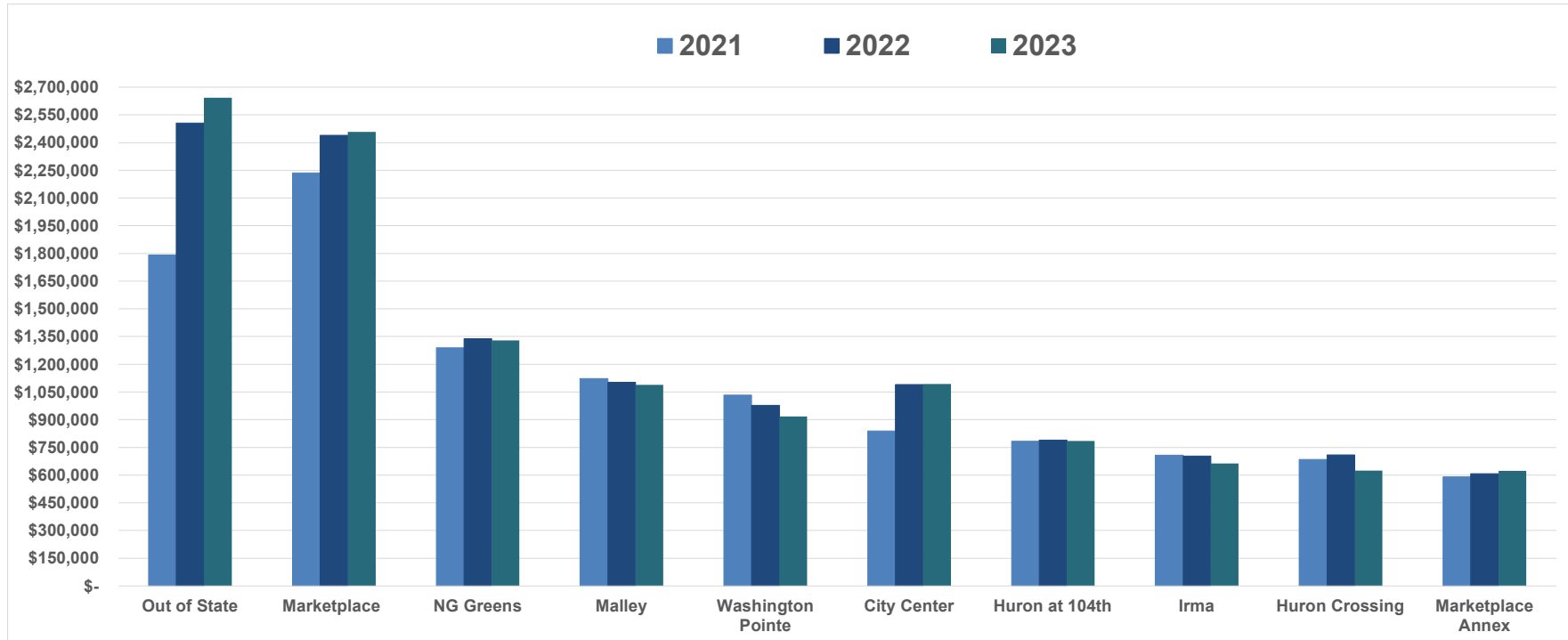
Northglenn Sales Tax History Chart



Due to normal collection cycles, the tax revenues presented above represent amounts collected as of the prior month and not that of the period being reported.

Tax Collected by Geographic Code

Area	2021	2022	2023	\$ Change	% Change	Sample of Area Businesses
Out of State	\$ 1,792,137	\$ 2,505,202	\$ 2,643,610	\$ 138,408	5.52%	Amazon, Wal-Mart.com, Bestbuy.com
Marketplace	2,235,385	2,440,064	2,458,348	18,284	0.75%	Ross, Lowes, Cinzettis, Texas Roadhouse, Pet Smart
NG Greens	1,288,444	1,339,147	1,328,793	(10,354)	-0.77%	Best Buy, Boot Barn, Applebees, AMF
Malley	1,123,102	1,102,076	1,088,197	(13,879)	-1.26%	Green Solutions, Sherwin Williams, Vitamin Cottage, Mile High Thrift
Washington Pointe	1,032,562	977,567	917,975	(59,592)	-6.10%	O'Reilly, Safeway, Petco, Burger King, IGADI
City Center	838,863	1,090,696	1,092,501	1,805	0.17%	Boondocks, Delta Hotel, Longhorn Steakhouse, Panera
Huron at 104th	783,410	789,772	785,548	(4,224)	-0.53%	Tamale Kitchen, Save-a-Lot, Arby's, AutoZone
Irma	707,005	703,818	663,252	(40,566)	-5.76%	Physician Preferred, Advanced Collision, A Good Shop, The Glenn
Huron Crossing	683,917	709,066	623,742	(85,324)	-12.03%	Peerless Tire, Cracker Barrel, bgood, Northglenn Autobody
Marketplace Annex	590,537	606,755	623,392	16,637	2.74%	McDonald's, Car Toys, Taco Bell
Washington East	314,349	274,923	301,583	26,660	9.70%	Walgreens, Tires Plus, Sonic, Pizza Hut
Hillcrest	247,703	250,939	247,989	(2,950)	-1.18%	Red Lobster, Santiago's, Fastsigns
Eastlake	131,750	149,383	169,695	20,312	13.60%	NAPA Auto Parts, Santiago's, Jiffy Lube
Office Plaza	26,633	24,025	25,036	1,012	4.21%	Circle K, Bella in You Day Spa
Home Business	20,833	48,400	47,907	(493)	-1.02%	
Total	\$ 11,816,631	\$ 13,011,833	\$ 13,017,569	\$ 5,736	0.04%	



Due to normal collection cycles, the tax revenues presented above represent amounts collected as of the prior month and not that of the period being reported.

CITY OF NORTHGLENN
MAYOR / CITY COUNCIL
2023 OPERATING EXPENDITURES

COUNCILPERSON

DATE	TYPE	VENDOR	TOTAL	Council	Mayor	Witkovich/						Lukeman-	Comment	
				Wide	Leighty	Burns	Walker	Jaramillo	Brown	Goff	Kondo	Hiramasa		Long
General Fund 10														
61100 Professional Services														
01/03/23	Check	Bowditch & Cassell Public Affairs	3,000.00	3,000.00										Legislative Lobbying Services
01/28/23	Check	Bowditch & Cassell Public Affairs	3,000.00	3,000.00										Legislative Lobbying Services
02/09/23	Check	Hoffmann, Parker, Wilson, & Carberry PC	22,306.38	22,306.38										City Attorney fee for January 2023
02/09/23	Check	Hoffmann, Parker, Wilson, & Carberry PC	3,000.00	3,000.00										Prosecuting Attorney for January
02/27/23	Check	Bowditch & Cassell Public Affairs	3,000.00	3,000.00										Legislative Lobbying Services
03/06/23	Check	the Civic Canopy	2,000.00	2,000.00										Facilitating for CCPP Board
03/10/23	Check	Hoffmann, Parker, Wilson, & Carberry PC	19,444.15	19,444.15										City Attorney fee for February 2023
03/10/23	Check	Hoffmann, Parker, Wilson, & Carberry PC	3,000.00	3,000.00										Prosecuting Attorney for February
03/31/23	Check	Bowditch & Cassell Public Affairs	3,000.00	3,000.00										Legislative Lobbying Services
04/13/23	Check	Hoffmann, Parker, Wilson, & Carberry PC	21,689.17	21,689.17										City Attorney fee for March 2023
04/13/23	Check	Hoffmann, Parker, Wilson, & Carberry PC	3,000.00	3,000.00										Prosecuting Attorney for March
04/28/23	Check	Bowditch & Cassell Public Affairs	3,000.00	3,000.00										Legislative Lobbying Services
05/09/23	Check	Hoffmann, Parker, Wilson, & Carberry PC	22,091.34	22,091.34										City Attorney fee for April 2023
05/09/23	Check	Hoffmann, Parker, Wilson, & Carberry PC	4,000.00	4,000.00										Prosecuting Attorney for April
06/09/23	Check	Hoffmann, Parker, Wilson, & Carberry PC	33,088.20	33,088.20										City Attorney fee for May 2023
06/09/23	Check	Hoffmann, Parker, Wilson, & Carberry PC	4,000.00	4,000.00										Prosecuting Attorney for May
06/27/23	Check	Bowditch & Cassell Public Affairs	3,000.00	3,000.00										Legislative Lobbying Services
07/10/23	Check	The Civic Canopy	12,000.00	12,000.00										CCPP Facilitation
07/13/23	Check	Hoffmann, Parker, Wilson, & Carberry PC	9,067.29	9,067.29										City Attorney fee for June 2023
07/13/23	Check	Hoffmann, Parker, Wilson, & Carberry PC	4,000.00	4,000.00										Prosecuting Attorney for June
07/28/23	Check	Bowditch & Cassell Public Affairs	3,000.00	3,000.00										Legislative Lobbying Services
08/08/23	Check	Hoffmann, Parker, Wilson, & Carberry PC	23,861.54	23,861.54										City Attorney fee for July 2023
08/08/23	Check	Hoffmann, Parker, Wilson, & Carberry PC	4,000.00	4,000.00										Prosecuting Attorney for July
08/22/23	Check	Bowditch & Cassell Public Affairs	3,000.00	3,000.00										Legislative Lobbying Services
08/28/23	Check	Bowditch & Cassell Public Affairs	3,000.00	3,000.00										Legislative Lobbying Services
Total Professional Services														
		Actual	217,548.07	217,548.07	-	-	-	-	-	-	-	-	-	-
		Budget	310,000.00	310,000.00	-	-	-	-	-	-	-	-	-	-
		Variance	92,451.93	92,451.93	-	-	-	-	-	-	-	-	-	-
61300 General Services														
05/02/23	Check	Graham Hill	17,500.00	17,500.00										Drone show for State of the City
05/31/23	Pcard	Scudder Press	2,055.12	2,055.12										Postcards for State of the City
06/09/23	Check	Live at Jacks	2,500.00	2,500.00										State of the City entertainment
06/30/23	Pcard	Mountain Man Nut & Fruit	359.00	359.00										State of the City VIP bags
06/30/23	Pcard	Amazon	47.94	47.94										State of the City VIP bags
06/30/23	Pcard	In *paramount printing	24.00	24.00										State of the City supplies
06/30/23	Pcard	Amazon	55.56	55.56										State of the City VIP bags and supplies
06/30/23	Pcard	Amazon	101.52	101.52										State of the City VIP bags and supplies
06/30/23	Pcard	Amazon	76.07	76.07										State of the City VIP bags and supplies
06/30/23	Pcard	Amazon	196.92	196.92										State of the City VIP bags and supplies
07/06/23	Check	Graham Hill	17,500.00	17,500.00										Drone show for State of the City
07/06/23	Check	SFA	6,220.00	6,220.00										Production video stage lighting
07/28/23	Check	American Legion Post 22	500.00	500.00										Cost to cook and serve hot dogs
07/28/23	Check	CPAAAN	160.00	160.00										Police and Fire Department BBQ cook-off
07/28/23	Check	Northglenn Historic Preservation	190.00	190.00										Set-up and cost to serve a variety of beverages
07/28/23	Check	David Sungelo	107.00	107.00										Radios for staff to use during event
07/31/23	Pcard	King Soopers	268.92	268.92										VIP food
07/31/23	Pcard	Amazon	69.95	69.95										tight vinyl tableclothes
07/31/23	Pcard	Safeway	34.18	34.18										Ice
07/31/23	Pcard	Amazon	12.80	12.80										Decorations for stage and vip areas
07/31/23	Pcard	Amazon	9.99	9.99										Red plastic cutlery
07/31/23	Pcard	Creative Awards	830.00	830.00										Cost to imprint the wooden tokens with State of the City logo
07/31/23	Pcard	Sp Fun Services Colo	103.48	103.48										Balloons
07/31/23	Pcard	Amazon	33.76	33.76										Decorations for stage
07/31/23	Pcard	Safeway	35.12	35.12										Crackers for VIP tent
07/31/23	Pcard	Cakes by Karen	270.00	270.00										Cookies for VIP Tent
07/31/23	Pcard	Amazon	19.98	19.98										Red plastic cutlery
07/31/23	Pcard	Sq *kona Ice	1,200.60	1,200.60										Cost for Kona Ice to operate at State of the City
07/31/23	Pcard	In *tft Productions	4,354.38	4,354.38										Event services including hot dogs chips soda buns pop-up tent
07/31/23	Pcard	Amazon	235.21	235.21										Candy for VIP tent

CITY OF NORTHGLENN
MAYOR / CITY COUNCIL
2023 OPERATING EXPENDITURES

COUNCILPERSON

DATE	TYPE	VENDOR	TOTAL	CouncilPERSON									Comment			
				Council Wide	Mayor Leighty	Witkovich/ Burns	Walker	Jaramillo	Brown	Goff	Kondo	Lukeman- Hiramasa		Long		
07/31/23	Pcard	Scudder Press	2,185.88	2,185.88												Citywide postcard
07/31/23	Pcard	Fun Services	208.03	208.03												Balloons
07/31/23	Pcard	Scudder Press	86.00	86.00												100 posters
07/31/23	Pcard	In *paramount printing	11.00	11.00												Printing and graphics
07/31/23	Pcard	Scudder Press	128.25	128.25												Event Posters
07/31/23	Pcard	In *paramount printing	330.00	330.00												Event card (hot dog ticket; kona ice ticket and event details
07/31/23	Pcard	Amazon	44.67	44.67												Red themed small plates for VIP tent
07/31/23	GL	Honorarium Festival Lawn-State of the City	480.00	480.00												STOC-Honorarium -Festival Lawn
07/31/23	GL	STOC Giveaways	745.33	745.33												STOC Giveaways
Total General Services																
		Actual	59,290.66	59,290.66	-	-	-	-	-	-	-	-	-	-	-	-
		Budget	15,000.00	15,000.00	-	-	-	-	-	-	-	-	-	-	-	-
		Variance	(44,290.66)	(44,290.66)	-	-	-	-	-	-	-	-	-	-	-	-
61400 Property Services																
Total Property Services																
		Actual	-	-	-	-	-	-	-	-	-	-	-	-	-	-
		Budget	-	-	-	-	-	-	-	-	-	-	-	-	-	-
		Variance	-	-	-	-	-	-	-	-	-	-	-	-	-	-
61500 Communication Services																
01/31/23	Pcard	Scudder Press	277.40	277.40												2023 Legislative Guide
01/31/23	Pcard	Scudder Press	795.38					397.69	397.69							Ward 2 Community meeting postcards
03/10/23	Check	Scudder Press	2,050.08		2,050.08											Mingle with the Mayor meeting postcards
03/31/23	Pcard	Scudder Press	616.50			308.25	308.25									Ward 1 Community meeting postcards
03/31/23	Pcard	Scudder Press	666.50							333.25	333.25					Ward 3 Community meeting postcards
04/30/23	Pcard	Scudder Press	757.01							378.50	378.51					Ward 3 Community meeting postcards
04/30/23	Pcard	Scudder Press	683.06									341.53	341.53			Ward 4 community meeting postcards
05/31/23	Pcard	Scudder Press	616.50			308.25	308.25									Ward 1 Neighborhood Nights meeting postcards
06/30/23	Pcard	Scudder Press	759.74					379.87	379.87							Ward 2 Neighborhood Nights meeting postcards
08/31/23	Pcard	Postcard Mailing	560.01	560.01												Community Center Drive work to be performed notice postcards
08/31/23	Pcard	Scudder Press	762.99							381.50	381.49					Ward 3 Neighborhood Nights meeting postcards
08/31/23	Pcard	Scudder Press	683.24									341.62	341.62			Ward 4 Neighborhood Nights meeting postcards
Total Communication Services																
		Actual	9,228.41	837.41	2,050.08	616.50	616.50	777.56	777.56	1,093.25	1,093.25	683.15	683.15			
		Budget	17,085.00	17,085.00	-	-	-	-	-	-	-	-	-	-	-	-
		Variance	7,856.59	16,247.59	(2,050.08)	(616.50)	(616.50)	(777.56)	(777.56)	(1,093.25)	(1,093.25)	(683.15)	(683.15)			
61600 Training/Registration																
01/31/23	Pcard	United Airlines	812.30								812.30					NLC Conference airfare
01/31/23	Pcard	National League of Cities	130.00									130.00				NLC Conference registration
01/31/23	Pcard	National League of Cities	780.00					780.00								NLC Conference registration
01/31/23	Pcard	Economic Developers Council	20.00						20.00							EDEC Awards dinner
01/31/23	Pcard	Southwest Airlines	113.98		113.98											NLC conference airfare
01/31/23	Pcard	United Airlines	719.00					719.00								NLC Conference airfare
01/31/23	Pcard	United Airlines	968.65			968.65										NLC Conference airfare
01/31/23	Pcard	United Airlines	719.00					719.00								NLC Conference airfare
01/31/23	Pcard	United Airlines	788.45									788.45				NLC Conference airfare
01/31/23	Pcard	Colorado Municipal League	110.00									110.00				Legislative Workshop
01/31/23	Pcard	Southwest Airlines	189.47													NLC Conference airfare
01/31/23	Pcard	National League of Cities	650.00			650.00										NLC Conference registration
01/31/23	Pcard	United Airlines	719.00										719.00			NLC Conference airfare
01/31/23	Pcard	National League of Cities	780.00		780.00											NLC Conference registration
01/31/23	Pcard	National League of Cities	515.00								515.00					NLC Conference registration
01/31/23	Pcard	National League of Cities	650.00									650.00				NLC Conference registration
02/28/23	Pcard	National League of Cities	(550.00)			(550.00)										Witkovich not attending NLC refunded conference registration
02/28/23	Pcard	Colorado Municipal League	395.00							395.00						CML conference registration
02/28/23	Pcard	Colorado Municipal League	430.00									430.00				CML conference registration
02/28/23	Pcard	Colorado Municipal League	320.00				320.00									CML conference registration
02/28/23	Pcard	United Airlines	(968.65)			(968.65)										Witkovich not attending NLC refunded airfare
03/31/23	Pcard	Colorado Municipal League	450.00					450.00								CML conference registration
03/31/23	Pcard	Capital Burger	70.00								35.00	35.00				NLC conference meal

CITY OF NORTHGLENN
MAYOR / CITY COUNCIL
2023 OPERATING EXPENDITURES

COUNCILPERSON

DATE	TYPE	VENDOR	TOTAL	Council								Lukeman-		Comment	
				Wide	Leighty	Burns	Walker	Jaramillo	Brown	Goff	Kondo	Hiramasa	Long		
03/31/23	Pcard	M&S DC K Street	115.90		115.90										NLC conference meal
03/31/23	Pcard	Pour la France	21.75								21.75				NLC conference meal
03/31/23	Pcard	Lyft*2Rides 03-29	13.99		13.99										NLC conference transportation
03/31/23	Pcard	Lyft*5Rides 03-26	114.59		114.59										NLC conference transportation
03/31/23	Pcard	The Madison Fb	12.93		12.93										NLC conference meal
03/31/23	Pcard	Clydes of Georgetown	383.94					383.94							NLC conference group dinner
03/31/23	Pcard	Capital Burger	25.29								25.29				NLC conference meal
03/31/23	Pcard	Santa Rosa Taqueria	20.53		20.53										NLC conference food
03/31/23	Pcard	Marriott Marquis	2,073.69					2,073.69							NLC conference lodging
03/31/23	Pcard	Den Public Parking	75.00								75.00				NLC conference parking at DIA
03/31/23	Pcard	Clydes of Georgetown	389.94									389.94			NLC conference group dinner
03/31/23	Pcard	Uber Trip	22.36					14.94					7.42		NLC conference transportation
03/31/23	Pcard	Clydes of Georgetown	383.94		383.94										NLC conference group dinner
03/31/23	Pcard	Uber Trip	19.17					19.17							NLC conference transportation
03/31/23	Pcard	Clydes of Georgetown	113.72								113.72				NLC conference group dinner
03/31/23	Pcard	Marriott Marquis	20.62		20.62										NLC conference food
03/31/23	Pcard	Marriott Marquis	10.07		10.07										NLC conference food
03/31/23	Pcard	Colorado Municipal League	(295.00)										(295.00)		CML conference registration credit
03/31/23	Pcard	Gaylord Rockies Resort	286.38							286.38					CML conference lodging deposit
03/31/23	Pcard	Clydes of Georgetown	270.22								270.22				NLC conference group dinner
03/31/23	Pcard	Renaissance DC	29.00		29.00										NLC conference lodging
03/31/23	Pcard	Lyft*4Rides 03-27	66.44		66.44										NLC conference transportation
03/31/23	Pcard	Colorado Municipal League	395.00								395.00				CML Conference registration
03/31/23	Pcard	Colorado Municipal League	455.00						455.00						CML Conference registration
03/31/23	Pcard	Gaylord Rockies Resort	286.38						286.38						CML conference lodging deposit
03/31/23	Pcard	Uber Trip	22.24					22.24							NLC conference transportation
03/31/23	Pcard	Colorado Municipal League	450.00		450.00										CML conference registration
03/31/23	Pcard	Uber Trip	13.96					13.96							NLC conference transportation
03/31/23	Pcard	National League of Cities	195.00		195.00										NLC conference registration
03/31/23	Pcard	Old Ebbitt Grill	170.43		56.81						56.81		56.81		NLC conference meal
03/31/23	Pcard	Gaylord Rockies Resort	286.38								286.38				CML conference lodging deposit
03/31/23	Pcard	Uber Trip	6.72					6.72							NLC conference transportation
03/31/23	Pcard	National League of Cities	(130.00)		(130.00)										NLC conference registration credit
03/31/23	Pcard	Uber Trip	7.67		7.67										NLC conference transportation
03/31/23	Pcard	Hotels.com	2,461.41		2,461.41										NLC conference lodging
03/31/23	Pcard	Gaylord Rockies Resort	286.38									286.38			CML conference lodging deposit
03/31/23	Pcard	Gaylord Rockies Resort	286.38				286.38								CML conference lodging deposit
03/31/23	Pcard	Lyft*5Rides 03-28	77.29		77.29										NLC conference transportation
03/31/23	Pcard	Capbike 81 Ride	2.65		2.65										NLC conference transportation
04/13/23	Check	NLC Conference	1,689.43								1,689.43				NLC fall conference loding, food, travel
04/30/23	Pcard	National League of Cities	600.00									600.00			NLC Fall conference registration
04/30/23	Pcard	Manor Vail Lodge	587.82							587.82					CCC4A conference lodging
04/30/23	Pcard	Gaylord Rockies Resort	286.38		286.38										CML conference lodging deposit
04/30/23	Pcard	Gaylord Rockies Resort	286.38								286.38				CML conference lodging deposit
04/30/23	Pcard	National League of Cities	600.00					600.00							NLC Fall conference registration
04/30/23	Pcard	National League of Cities	600.00								600.00				NLC Fall conference registration
04/30/23	Pcard	The Madison Fb	17.06		17.06										NLC spring conference food
05/05/23	Check	Shannon Lukeman-Hiramasa	1,814.04									1,814.04			NLC March conference in Washington DC reimbursement
06/09/23	Check	Richard Kondo (Hiromi)	(812.30)								(812.30)				NLC March conference airfare reimbursement
06/28/23	Check	Jay Jaramillo	(719.00)					(719.00)							NLC March conference airfare reimbursement
06/30/23	Pcard	Gaylord Rockies Resort	569.76							569.76					CML conference lodging charge
06/30/23	Pcard	Gaylord Rockies Resort	16.82		16.82										CML conference food/snacks
06/30/23	Pcard	National League of Cities	600.00		600.00										NLC Fall conference registration
06/30/23	Pcard	Sticker Mule	132.00									132.00			CML Board election supplies
06/30/23	Pcard	Amazon	17.62									17.62			CML Board election supplies
06/30/23	Pcard	United Airlines	397.80									397.80			NLC Fall conference airfare
06/30/23	Pcard	Amazon	203.46									203.46			CML Board election supplies
06/30/23	Pcard	Scudder Press	130.50									130.50			CML Board election supplies
06/30/23	Pcard	Gaylord Rockies Resort	5.97		5.97										Coffee at CML
06/30/23	Pcard	Stickergiant	109.51									109.51			CML Board election supplies
06/30/23	Pcard	4imprint	290.06									290.06			CML Board election supplies
06/30/23	Pcard	Gaylord Rockies Resort	733.76		733.76										CML conference lodging charge
06/30/23	Pcard	Gaylord Rockies Resort	323.32				323.32								CML conference lodging charge

CITY OF NORTHGLENN
MAYOR / CITY COUNCIL
2023 OPERATING EXPENDITURES

COUNCILPERSON

DATE	TYPE	VENDOR	TOTAL	Council								Long	Comment	
				Wide	Leighty	Burns	Walker	Jaramillo	Brown	Goff	Kondo			
06/30/23	Pcard	United Airlines	397.80					397.80						NLC Fall conference airfare
06/30/23	Pcard	United Airlines	397.80								397.80			NLC Fall conference airfare
06/30/23	Pcard	Amazon	30.14										30.14	CML Board election supplies
06/30/23	Pcard	Target	161.81										161.81	CML Board election supplies
06/30/23	Pcard	Amazon	34.64										34.64	CML Board election supplies
06/30/23	Pcard	Gaylord Rockies Resort	643.48								643.48			CML conference lodging charge
07/27/23	Check	Jay Jaramillo (Jerry)	969.01					969.01						CML conference reimbursement
07/31/23	Pcard	Gaylord Rockies Resort	1,577.09			157.71	315.42	315.42	315.42	157.71	157.71	157.70		Group dinner at CML conference
08/31/23	Pcard	National League of Cities	(500.00)		(500.00)									NLC Fall conference - refund not attending
Total Training/Registration														
		Actual	30,450.72	-	6,152.28	257.71	1,245.12	6,765.89	1,076.80	1,996.67	6,597.42	6,358.83	-	
		Budget	63,000.00	-	7,000.00	7,000.00	7,000.00	7,000.00	7,000.00	7,000.00	7,000.00	7,000.00	7,000.00	
		Variance	32,549.28	-	847.72	6,742.29	5,754.88	234.11	5,923.20	5,003.33	402.58	641.17	7,000.00	
62100 Office Supplies														
03/31/23	Pcard	Amazon	4.34		4.34									Supplies for Mayor's Mingle
07/31/23	Pcard	Odp Bus Sol	43.75	43.75										Supplies
Total Contingency														
		Actual	48.09	43.75	4.34	-	-	-	-	-	-	-	-	
		Budget	-	-	-	-	-	-	-	-	-	-	-	
		Variance	(48.09)	(43.75)	(4.34)	-	-	-	-	-	-	-	-	
62200 Technology Supplies														
04/30/23	Pcard	Amazon	110.89	110.89										Black ink for printer in city council mailroom
Total Office Supplies														
		Actual	110.89	110.89	-	-	-	-	-	-	-	-	-	
		Budget	-	-	-	-	-	-	-	-	-	-	-	
		Variance	(110.89)	(110.89)	-	-	-	-	-	-	-	-	-	
62300 Operating Supplies														
01/31/23	Pcard	Amazon	61.91	61.91										City council snacks
01/31/23	Pcard	Scudder Press	120.00			120.00								New business cards
01/31/23	Pcard	Creative Awards	64.50			64.50								New Mayor Pro tem name badges
01/31/23	Pcard	Serendipity Catering	385.19	385.19										Legislative dinner
01/31/23	Pcard	Panera Bread	461.49	461.49										Breakfast for interviews with
01/31/23	Pcard	Amazon	43.63	43.63										Supplies for legislative dinner
01/31/23	Pcard	Amazon	(61.91)	(61.91)										City council snacks refunded - not arriving in time
01/31/23	Pcard	Serendipity Catering	1,157.79	1,157.79										Legislative dinner
02/15/23	Check	Absolute Graphics	224.55				224.55							Logo apparel
02/23/23	Check	Absolute Graphics	50.53										50.53	Logo apparel
02/23/23	Check	Absolute Graphics	39.73					39.73						Logo apparel
02/23/23	Check	Absolute Graphics	27.60					27.60						Logo apparel
02/23/23	Check	Absolute Graphics	48.55					48.55						Logo apparel
02/28/23	Pcard	Creative Awards	32.25										32.25	Name badges
02/28/23	Pcard	Serendipity Catering	320.00	320.00										Legislative dinner
02/28/23	Pcard	Safeway	22.96	22.96										Fruit/cookies mtg on Feb 27
02/28/23	Pcard	Cakes by Karen	78.00	78.00										Valentine cupcakes
02/28/23	Pcard	Amazon	10.99		10.99									Hello name tags for Mayors Mingle March 18
02/28/23	Pcard	Wal-Mart	63.03	63.03										Fuit/treats mtg on Feb 6 and valentine candy mtg on Feb 13
02/28/23	Pcard	Primo Water	30.00	30.00										Water for general meeting use
02/28/23	Pcard	Amazon	119.99						119.99					Winter logo jacket
02/28/23	Pcard	Safeway	9.39	9.39										Fruit/cookies mtg on Feb 13
02/28/23	Pcard	Jimmy Johns	97.00					48.50	48.50					Ward 2 community meeting food
02/28/23	Pcard	Wal-Mart	93.82					46.91	46.91					Ward 2 community meeting food
02/28/23	Pcard	Olive and Finch	308.04	308.04										Legislative breakfast
02/28/23	Pcard	In Branded Image	13.00						13.00					Embroider logo
02/28/23	Pcard	Amazon	25.99	25.99										Special valentines mtg on Feb 13
03/31/23	Pcard	Terrys Florist	176.49	176.49										Going away flowers for Mayor Pro Tem Witkovich
03/31/23	Pcard	Amazon	23.89	23.89										Glass water pitcher for council chambers
03/31/23	Pcard	Office Depot	45.12	45.12										Coffee pods and suppliesfor Mayor Pro Tem Witkovich
03/31/23	Pcard	Hobby Lobby	88.95	88.95										Going away gift for Mayor Pro Tem Witkovich

CITY OF NORTHGLENN
MAYOR / CITY COUNCIL
2023 OPERATING EXPENDITURES

COUNCILPERSON

DATE	TYPE	VENDOR	TOTAL	Council	Mayor	Witkovich/						Lukeman-	Comment	
				Wide	Leighty	Burns	Walker	Jaramillo	Brown	Goff	Kondo	Hiramasa		Long
03/31/23	Pcard	Safeway	35.54	35.54										Fruit and cookies meeting on March 13
03/31/23	Pcard	Walgreens	84.05	84.05										City council meeting snacks
03/31/23	Pcard	Qdoba	400.00	400.00										Study session diiner on March 6
03/31/23	Pcard	Wal-Mart	32.46	32.46										Supplies for dinner meeting on March 15
03/31/23	Pcard	Santiagos	146.00			73.00	73.00							Breakfast burritos for Ward 1 Community meeting
03/31/23	Pcard	Panera Bread	180.43		180.43									Coffee and hot cocoa for Mingle with the Mayor
03/31/23	Pcard	Primo Water	81.98	81.98										Water for general meeting use
03/31/23	Pcard	Walgreens	68.73	68.73										Special easter candy for meeting on April 3
03/31/23	Pcard	Santiagos	187.50		187.50									Breakfast burritos for Mingle with the Mayor
03/31/23	Pcard	Scudder Press	120.00								120.00			New business cards
03/31/23	Pcard	The UPS Store	191.86	191.86										Cost to mail frame and other memorabilia to Mayor Pro Tem Witkovich
03/31/23	Pcard	Target	105.60	105.60										Special easter candy for meeting on April 3
03/31/23	Pcard	Dominos	206.34	206.34										Dinner meeting for Ward 1 Council candidate interviews
03/31/23	Pcard	Creative Awards	52.25									52.25		New name badges for Mayor Pro Tem
04/30/23	Pcard	Saigon Basil	554.20									277.10	277.10	Ward 4 community meeting food
04/30/23	Pcard	Parry's Pizza	311.23							155.62	155.61			Ward 3 community meeting food
04/30/23	Pcard	Serendipity Catering	333.13	333.13										Strategic Planning session food
04/30/23	Pcard	Lizzies Axe Throwing	440.00	440.00										Strategic Planning session after session fun
04/30/23	Pcard	Safeway	54.49	54.49										Fruit and cookies meeting on April 10
04/30/23	Pcard	Scudder Press	106.00			106.00								Business cards
04/30/23	Pcard	Adams Broomfield Bar Assoc	75.00				25.00					25.00	25.00	Law Day breakfast
04/30/23	Pcard	Safeway	21.06	21.06										Fruit and cookies meeting on April 3
04/30/23	Pcard	Panera Bread	103.58			51.79	51.79							Coffee for Ward 1 community meeting
04/30/23	Pcard	Amazon	111.92	111.92										Notebooks and supplies for strategic planning session
04/30/23	Pcard	Creative Awards	32.25			32.25								Name badges
04/30/23	Pcard	Primo Water	32.57	32.57										Water for general meeting use
04/30/23	Pcard	Amazon	22.50	22.50										Meeting snacks
04/30/23	Pcard	Safeway	73.91	73.91								30.46	30.46	Fruit meeting on 4/24 and supplies for Ward 4 Community meeting
04/30/23	Pcard	Imprint Logo	224.52	224.52										Stress relief hammers for Strategic Planning session
05/24/23	Check	Absolute Graphics	174.92		139.20	35.72								Logo apparel
05/24/23	Check	Absolute Graphics	247.09				126.45		43.66				76.98	Logo apparel
05/24/23	Check	Absolute Graphics	40.55		40.55									Logo apparel
05/24/23	Check	Absolute Graphics	42.13		24.38	17.75								Logo apparel
05/24/23	Check	Absolute Graphics	691.59				228.23		183.32		68.70	211.34	211.34	Logo apparel
05/24/23	Check	Absolute Graphics	32.42				14.67					17.75	17.75	Logo apparel
05/31/23	Pcard	Serendipity Catering	1,183.26	1,183.26										Strategic Planning session catering expenses
05/31/23	Pcard	Safeway	20.27	20.27										Fruit and cookies meeting on 5/8/23
05/31/23	Pcard	Amazon	26.97	26.97										Strategic Planning session supplies
05/31/23	Pcard	First Watch	62.67				31.33				31.34			Breakfast meeting Council members Kondo/Walker and CM Geyer
05/31/23	Pcard	Amazon	35.84	35.84										Decaffeinated tera pods for city council meetings
05/31/23	Pcard	Amazon	42.82	42.82										Strategic Planning session supplies
05/31/23	Pcard	Safeway	22.49	22.49										Fruit and coffee supplies meeting on 5/22/23
05/31/23	Pcard	Amazon	229.88	229.88										Strategic Planning Session supplies
05/31/23	Pcard	Safeway	37.43	37.43										Fruit and snacks meeting for 5/1/23
05/31/23	Pcard	Amazon	27.98	27.98										Strategic Planning Session supplies
05/31/23	Pcard	Amazon	51.98	51.98										Strategic Planning Session supplies
05/31/23	Pcard	Serendipity Catering	48.00	48.00										Strategic Planning session food balance
05/31/23	Pcard	Party City	56.50	56.50										Strategic Planning session supplies
05/31/23	Pcard	Primo Water	32.41	32.41										Water general meeting use
05/31/23	Pcard	Amazon	14.99	14.99										Strategic Planning session supplies
06/06/23	Check	DP Trading Inc	1,316.75	1,316.75										Logo lapel pins
06/30/23	Pcard	Amazon	26.36	26.36										City council meeting snacks
06/30/23	Pcard	Amazon	115.00			115.00								Construction boots
06/30/23	Pcard	Sq *kona Ice	308.00			154.00	154.00							Ward 1 neighborhood nights at Central park
06/30/23	Pcard	Sq *tankfoods	469.00					234.50	234.50					Ward 2 neighborhood nights at Wyco park
06/30/23	Pcard	Primo Water	64.82	64.82										water for general meeting use
06/30/23	Pcard	Safeway	11.98	11.98										Fruit and cookies meeting on June 12
06/30/23	Pcard	El Mirador	22.89								22.89			Winning lunch
06/30/23	Pcard	Amazon	19.39	19.39										City council meeting snacks
06/30/23	Pcard	Sq *lucky Mary's	287.00					143.50	143.50					Ward 2 neighborhood nights at Wyco park
06/30/23	Pcard	Sq *darleenz	490.00					245.00	245.00					Ward 1 neighborhood nights at Central park
06/30/23	Pcard	Amazon	55.12	55.12										City council meeting snacks
07/28/23	Check	Absolute Graphics	200.05		22.23	22.22	22.23	22.23	22.23	22.23	22.23	22.23	22.22	Public Works Accrediation polo shirts

CITY OF NORTHGLENN
MAYOR / CITY COUNCIL
2023 OPERATING EXPENDITURES

COUNCILPERSON

DATE	TYPE	VENDOR	TOTAL	Council	Mayor	Witkovich/						Lukeman-	Comment	
				Wide	Leighty	Burns	Walker	Jaramillo	Brown	Goff	Kondo	Hiramasa		Long
07/31/23	Pcard	Creative Awards	22.00									22.00		New name badges for Mayor Pro Tem
07/31/23	Pcard	Tst *Los Dos Portillos	10.50							10.50				Lunch - WHEN Award event
07/31/23	Pcard	First Watch	20.79			20.79								Breakfast meeting Burns/Geyer
07/31/23	Pcard	Primo Water	32.93	32.93										Water for general meeting use
07/31/23	Pcard	First Watch	41.47			20.74					20.73			Breakfast meeting Burns/Kondo/Geyer
07/31/23	Pcard	Wal-Mart	29.39	29.39										Fruit and cookies meeting on 7/24/23
07/31/23	Pcard	Primo Water	32.93	32.93										Water for general meeting use
07/31/23	Pcard	Wal-Mart	69.34	69.34										Fruit; cookies; veggies for meeting on 7/10/23
07/31/23	Pcard	Safeway	11.98	11.98										Fruit and cookies meeting on 7/17/23
08/31/23	Pcard	Los Dos Express	14.00							14.00				Ward 3 Neighborhood Nights food truck
08/31/23	Pcard	Los Dos Express	7.00							7.00				Ward 3 Neighborhood Nights food truck
08/31/23	Pcard	Los Dos Express	7.00								7.00			Ward 3 Neighborhood Nights food truck
08/31/23	Pcard	Los Dos Express	7.00								7.00			Ward 3 Neighborhood Nights food truck
08/31/23	Pcard	First Watch	20.80								20.80			Breakfast meeting with Heather Geyer
08/31/23	Pcard	Los Dos Express	14.00							14.00				Ward 3 Neighborhood Nights food truck
08/31/23	Pcard	Los Dos Express	7.00								7.00			Ward 3 Neighborhood Nights food truck
08/31/23	Pcard	Los Dos Express	14.00								14.00			Ward 3 Neighborhood Nights food truck
08/31/23	Pcard	Los Dos Express	28.00								14.00			Ward 3 Neighborhood Nights food truck
08/31/23	Pcard	First Watch	28.70			28.70								Breakfast meeting with Heather Geyer
08/31/23	Pcard	Target	14.85	14.85										Meeting snacks for meeting on August 14
08/31/23	Pcard	Primo Water	65.85	65.85										Water for general meeting use
08/31/23	Pcard	Los Dos Express	7.00							7.00				Ward 3 Neighborhood Nights food truck
08/31/23	Pcard	Safeway	6.99	6.99										Fruit for meeting on July 31
08/31/23	Pcard	Los Dos Express	7.00							7.00				Ward 3 Neighborhood Nights food truck
08/31/23	Pcard	Wal-Mart	26.31	26.31										Meeting snacks for meeting on August 28
08/31/23	Pcard	Los Dos Express	7.00								7.00			Ward 3 Neighborhood Nights food truck
08/31/23	Pcard	Serendipity Catering	1,026.28	1,026.28										Legislative dinner catering
08/31/23	Pcard	Los Dos Express	14.00								14.00			Ward 3 Neighborhood Nights food truck
08/31/23	Pcard	Los Dos Express	28.00								14.00			Ward 3 Neighborhood Nights food truck
08/31/23	Pcard	Los Dos Express	7.00								7.00			Ward 3 Neighborhood Nights food truck
08/31/23	Pcard	Los Dos Express	14.00								14.00			Ward 3 Neighborhood Nights food truck
08/31/23	Pcard	Kona Ice	455.00									227.50	227.50	Ward 4 Neighborhood Nights food truck
08/31/23	Pcard	Los Dos Express	14.00								14.00			Ward 3 Neighborhood Nights food truck
08/31/23	Pcard	Los Dos Express	7.00								7.00			Ward 3 Neighborhood Nights food truck
08/31/23	Pcard	Kona Ice	343.00			171.50	171.50							Ward 1 Neighborhood Nights food truck
08/31/23	Pcard	Los Dos Express	7.00							7.00				Ward 3 Neighborhood Nights food truck
08/31/23	Pcard	Wal-Mart	51.61	51.61										Meeting snacks for August 21 meeting
08/31/23	Pcard	Los Dos Express	7.00							7.00				Ward 3 Neighborhood Nights food truck
08/31/23	Pcard	Los Dos Express	7.00								7.00			Ward 3 Neighborhood Nights food truck
08/31/23	Pcard	Los Dos Express	7.00								7.00			Ward 3 Neighborhood Nights food truck
08/31/23	Pcard	Los Dos Express	14.00								14.00			Ward 3 Neighborhood Nights food truck
08/31/23	Pcard	Fanwich	707.00									353.50	353.50	Ward 4 Neighborhood Nights food truck
08/31/23	Pcard	Los Dos Express	7.00							7.00				Ward 3 Neighborhood Nights food truck
08/31/23	Pcard	Los Dos Express	7.00								7.00			Ward 3 Neighborhood Nights food truck
Total Dues/Fees														
Actual			18,356.84	10,393.40	605.28	1,278.96	1,483.63	495.64	855.61	317.85	471.80	1,436.11	1,018.56	
Budget			10,200.00	10,200.00	-	-	-	-	-	-	-	-	-	
Variance			(8,156.84)	(193.40)	(605.28)	(1,278.96)	(1,483.63)	(495.64)	(855.61)	(317.85)	(471.80)	(1,436.11)	(1,018.56)	
63200 Capital Equipment														
Total Dues/Fees														
Actual			-	-	-	-	-	-	-	-	-	-	-	
Budget			-	-	-	-	-	-	-	-	-	-	-	
Variance			-	-	-	-	-	-	-	-	-	-	-	
68100 Dues/Fees														
01/03/23	Check	United States Conference of Mayors	3,489.00	3,489.00										Membership dues
01/03/23	Check	Colorado Municipal League	21,097.00	21,097.00										Membership dues
01/05/23	Check	Adams County Education Consortium	850.00	850.00										Membership dues
01/12/23	Check	Civic Results	3,931.79	3,931.79										Membership dues
01/30/23	Check	Colorado Communities for Climate Action	5,000.00	5,000.00										Membership dues

CITY OF NORTHGLENN
MAYOR / CITY COUNCIL
2023 OPERATING EXPENDITURES

COUNCILPERSON

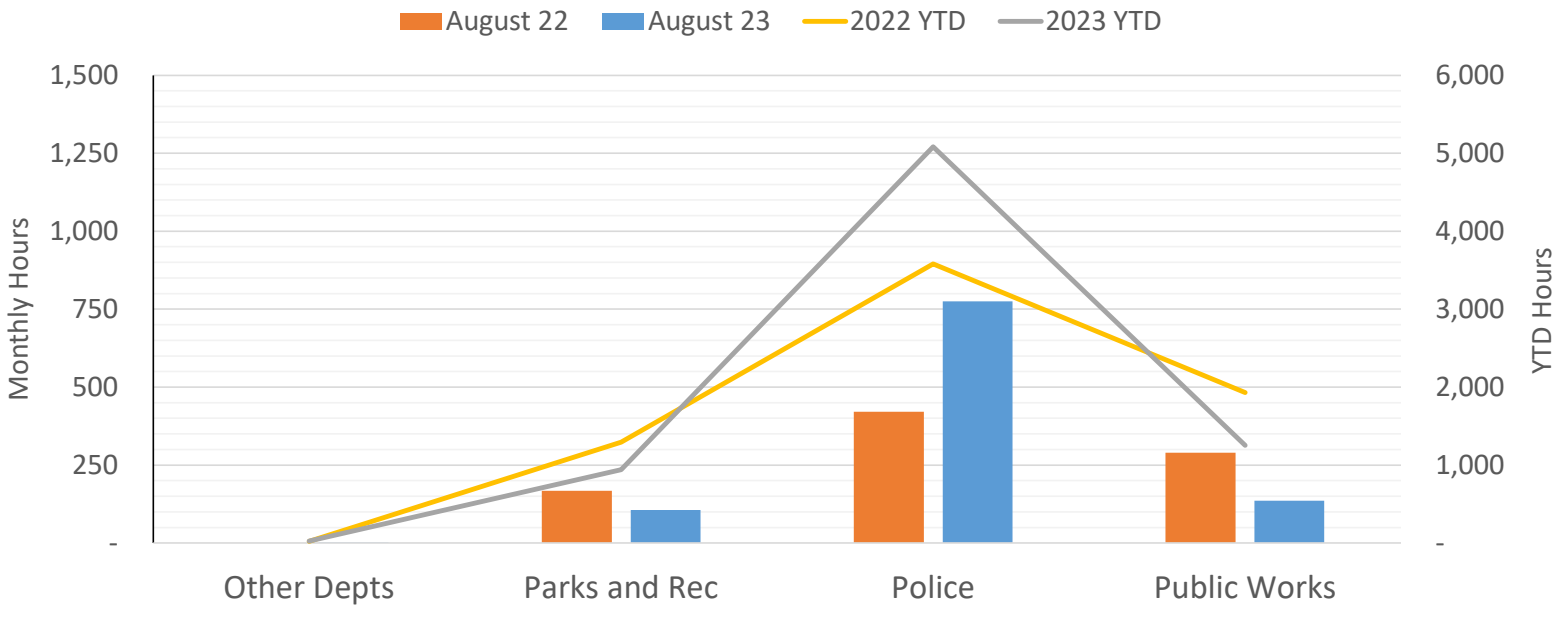
DATE	TYPE	VENDOR	TOTAL	CouncilPERSON										Comment		
				Council Wide	Mayor Leighty	Witkovich/ Burns	Walker	Jaramillo	Brown	Goff	Kondo	Lukeman- Hiramasa	Long			
01/30/23	Check	City of Westminster	1,512.00	1,512.00												Membership dues
02/03/23	Check	Denver Regional Council of Governments	4,300.00	4,300.00												Membership dues
02/03/23	Check	Adams County Youth Initiative	5,000.00	5,000.00												Membership dues
03/10/23	Check	Regional Air Quality Council	3,400.00	3,400.00												Membership dues
07/14/23	Check	Adams County Regional Economic Partnership	10,000.00	10,000.00												Membership dues
		Total Dues/Fees														
		Actual	58,579.79	58,579.79	-	-	-	-	-	-	-	-	-	-	-	
		Budget	79,136.00	79,136.00	-	-	-	-	-	-	-	-	-	-	-	
		Variance	20,556.21	20,556.21	-	-	-	-	-	-	-	-	-	-	-	
		68200 Grants/Donations														
02/27/23	Check	Westminster 7:10 Rotary Club Foundation	7,500.00	7,500.00												Dolly Parton Imagination Library contribution
03/10/23	Check	Northglenn Arts and Humanities	75,092.00	75,092.00												Per capita funding
04/30/23	Pcard	Paypal	255.58	255.58												OAF funding
04/30/23	Pcard	Paypal	255.58	255.58												OAF funding
04/30/23	Pcard	Casa of Adams	2,500.00	2,500.00												OAF funding
04/30/23	Pcard	Py food for Hope	1,031.13	1,031.13												OAF funding
04/30/23	Pcard	Almost Home	1,036.58	1,036.58												OAF funding
04/30/23	Pcard	Almost Home	70.00	70.00												OAF funding
05/04/23	Check	Northglenn Historic Preservation	5,000.00	5,000.00												Stonehocker House
06/15/23	Check	Five Star Classic Sponsorship	1,750.00	1,750.00												OAF funding
07/31/23	Pcard	Casa of Adams	2,500.00	2,500.00												OAF funding
07/31/23	Pcard	Coloradogives.Org	2,599.75	2,599.75												OAF funding
08/03/23	Check	School District 12	100.00	100.00												OAF funding
		Total Grants/Donations														
		Actual	99,690.62	99,690.62	-	-	-	-	-	-	-	-	-	-	-	
		Budget	146,169.00	146,169.00	-	-	-	-	-	-	-	-	-	-	-	
		Variance	46,478.38	46,478.38	-	-	-	-	-	-	-	-	-	-	-	
		68900 Contingency														
		Total Contingency														
		Actual	-	-	-	-	-	-	-	-	-	-	-	-	-	
		Budget	50,000.00	50,000.00	-	-	-	-	-	-	-	-	-	-	-	
		Variance	50,000.00	50,000.00	-	-	-	-	-	-	-	-	-	-	-	
		General Fund 10 Totals														
		Actual	493,304.09	446,494.59	8,811.98	2,153.17	3,345.25	8,039.09	2,709.97	3,407.77	8,162.47	8,478.09	1,701.71			
		Budget	690,590.00	627,590.00	7,000.00	7,000.00	7,000.00	7,000.00	7,000.00	7,000.00	7,000.00	7,000.00	7,000.00			
		Variance	197,444.89	181,250.05	(1,807.64)	4,846.83	3,654.75	(1,039.09)	4,290.03	3,592.23	(1,162.47)	(1,478.09)	5,298.29			
		Water Fund 50														
		61100 Professional Services														
02/09/23	Check	Hoffmann, Parker, Wilson, & Carberry PC	164.00	164.00												City Attorney fee for January 2023
02/21/23	Check	Kaplan Kirsch & Rockwell	3,120.00	3,120.00												EPA Notice of valuation attorney fees
02/21/23	Check	Kaplan Kirsch & Rockwell	665.00	665.00												EPA Notice of valuation attorney fees
03/10/23	Check	Hoffmann, Parker, Wilson, & Carberry PC	287.50	287.50												City Attorney fee for February 2023
03/15/23	Check	Kaplan Kirsch & Rockwell	285.00	285.00												EPA Notice of valuation attorney fees
03/15/23	Check	Kaplan Kirsch & Rockwell	7,872.50	7,872.50												EPA Notice of valuation attorney fees
04/10/23	Check	Hoffmann, Parker, Wilson, & Carberry PC	621.83	621.83												City Attorney fee for March 2023
04/13/23	Check	Kaplan Kirsch & Rockwell	142.50	142.50												EPA Notice of valuation attorney fees
04/13/23	Check	Kaplan Kirsch & Rockwell	7,277.50	7,277.50												EPA Notice of valuation attorney fees
05/09/23	Check	Hoffmann, Parker, Wilson, & Carberry PC	61.50	61.50												City Attorney fee for April 2023
05/16/23	Check	Kaplan Kirsch & Rockwell	237.50	237.50												EPA Notice of valuation attorney fees
05/16/23	Check	Kaplan Kirsch & Rockwell	1,790.00	1,790.00												EPA Notice of valuation attorney fees
06/09/23	Check	Hoffmann, Parker, Wilson, & Carberry PC	143.50	143.50												City Attorney fee for May 2023
06/14/23	Check	Kaplan Kirsch & Rockwell	700.00	700.00												EPA Notice of valuation attorney fees
06/14/23	Check	Kaplan Kirsch & Rockwell	285.00	285.00												EPA Notice of valuation attorney fees
07/13/23	Check	Hoffmann, Parker, Wilson, & Carberry PC	102.50	102.50												City Attorney fee for June 2023
07/14/23	Check	Kaplan Kirsch & Rockwell	47.50	47.50												EPA Notice of valuation attorney fees

CITY OF NORTHGLENN
MAYOR / CITY COUNCIL
2023 OPERATING EXPENDITURES

COUNCILPERSON

DATE	TYPE	VENDOR	TOTAL	Council	Mayor	Witkovich/						Lukeman-	Comment	
				Wide	Leighty	Burns	Walker	Jaramillo	Brown	Goff	Kondo	Hiramasa		Long
07/14/23	Check	Kaplan Kirsch & Rockwell	95.00	95.00										EPA Notice of valuation attorney fees
08/18/23	Check	Hoffmann, Parker, Wilson, & Carberry PC	2,644.91	2,644.91										City Attorney fee for July 2023
08/18/23	Check	Kaplan Kirsch & Rockwell	237.50	237.50										EPA Notice of valuation attorney fees
Total Professional Services														
		Actual	26,780.74	26,780.74	-	-	-	-	-	-	-	-	-	
		Budget	30,000.00	30,000.00	-	-	-	-	-	-	-	-	-	
		Variance	3,219.26	3,219.26	-	-	-	-	-	-	-	-	-	

OVERTIME - AUGUST 2023



CITY OF NORTHGLENN
Capital Improvement Program

Project Description	2023 Adopted Budget	YTD August 2023 Actuals		2024 Estimate	2025 Estimate	2026 Estimate	2027 Estimate	5-Year Total	Funding Source
		YTD Expenditures	Amount Remaining						
CONSERVATION TRUST FUND									
Greenway Trail Replacement	\$ 125,195	\$ -	\$ 125,195	\$ 75,000	\$ 75,000	\$ 75,000	\$ 100,000	\$ 450,195	CTF
Ballfield Improvements	100,000	-	100,000	-	-	-	-	100,000	CTF
Sensory Playground Repair	250,000	250,000	-	-	-	-	-	250,000	CTF
Jaycee Ballfield Lights	220,000	205,828	14,172	-	-	-	-	220,000	CTF
Playground Equipment Replacement	250,000	-	250,000	250,000	100,000	100,000	100,000	800,000	CTF
Bocce Ball Court	10,000	-	10,000	-	-	-	-	10,000	CTF
Pavilion/Shelter Replacement	220,000	19,888	200,112	-	-	-	-	220,000	CTF
Skatepark Maintenance	75,000	-	75,000	-	-	-	-	75,000	CTF
Winburn Ponds Aeration	10,000	-	10,000	-	-	-	-	10,000	CTF
Comprehensive Park & Trail Signage	30,000	-	30,000	-	-	-	-	30,000	CTF
Total	\$ 1,290,195	\$ 475,716	\$ 814,479	\$ 325,000	\$ 175,000	\$ 175,000	\$ 200,000	\$ 2,165,195	

CITY OF NORTHGLENN
Capital Improvement Program

Project Description	2023 Adopted Budget	YTD August 2023 Actuals		2024 Estimate	2025 Estimate	2026 Estimate	2027 Estimate	5-Year Total	Funding Source
		YTD Expenditures	Amount Remaining						
CDBG FUND									
Pedestrian Mobility	\$ -	\$ -	\$ -	\$ -	\$ -	\$ -	\$ -	\$ -	CDBG
Total	\$ -	\$ -	\$ -	\$ -	\$ -	\$ -	\$ -	\$ -	

CITY OF NORTHGLENN
Capital Improvement Program

Project Description	2023 Adopted Budget	YTD August 2023 Actuals		2024 Estimate	2025 Estimate	2026 Estimate	2027 Estimate	5-Year Total	Funding Source
		YTD Expenditures	Amount Remaining						
CAPITAL PROJECTS FUND									
City-Wide Fence	\$ 100,000	\$ -	\$ 100,000	\$ -	\$ -	\$ -	\$ -	\$ 100,000	ADCOO / GENERAL
ADCO Sensory Park Playground	475,000	449,961	25,039	-	-	-	-	475,000	ADCOO / GRANT
Emergency Park Repairs	25,000	500	24,500	25,000	25,000	25,000	25,000	125,000	ADCOO
Jaycee Ballfield	179,000	169,565	9,435	-	-	-	-	179,000	GRANT
Parks Storage Facility	715,000	3,658	711,342	-	-	-	-	715,000	GENERAL
NWOS Bridge Design	100,000	2,495	97,505	-	-	-	-	100,000	GENERAL
Tennis Court Repair	780,956	472,433	308,523	-	-	-	-	780,956	ADCOO
ADCO Wyco Tennis Court	300,000	212,250	87,750	-	-	-	-	300,000	GRANT
Rotary Park Enhancements	27,000	6,000	21,000	-	-	-	-	27,000	GRANT
Justice Center West Park	1,500,000	-	1,500,000	-	-	-	-	1,500,000	GRANT
Playground Equipment Replacement	100,000	-	100,000	-	-	-	-	100,000	ADCOO
Playground Equipment Replacement	250,000	-	250,000	-	-	-	-	250,000	GRANT
E.B. Rains Renovation	750,000	10,500	739,500	-	-	-	-	750,000	ADCOO
E.B. Rains Fence	150,000	-	150,000	-	-	-	-	150,000	ADCOO
Kiwanis Pool Repairs	1,373,471	5,992	1,367,479	-	-	-	-	1,373,471	ADCOO / GRANT
Croke Reservoir Improvements	103,754	17,260	86,494	-	-	-	-	103,754	ADCOO
Traffic Signal Wraps	-	-	-	50,000	-	-	-	50,000	ADCOO
Residential Street Program	1,925,160	1,180,269	744,891	950,000	950,000	950,000	950,000	5,725,160	ADCOT / GENERAL
Traffic Signal Program	360,787	-	360,787	400,000	400,000	400,000	400,000	1,960,787	ADCOT / GENERAL
Concrete Program	113,804	26	113,778	100,000	100,000	100,000	100,000	513,804	ADCOT
120th Ave Widening	7,884,680	1,897,592	5,987,088	-	-	-	-	7,884,680	4.000 MILLS
120th Ave Widening	8,452,259	6,032,066	2,420,193	-	-	-	-	8,452,259	GRANT
School Zone Safety	555,950	-	555,950	50,000	200,000	50,000	200,000	1,055,950	GENERAL
Civic Center Master Plan	-	17,321	(17,321)	-	-	-	-	-	DEBT PROCEEDS
Parking Lot Repairs	400,000	-	400,000	200,000	200,000	200,000	200,000	1,200,000	GENERAL
Traffic Calming	849,079	378,124	470,955	500,000	250,000	500,000	250,000	2,349,079	ADCOT
Community Center Dr Bridge	611,310	59,782	551,528	-	-	-	-	611,310	GENERAL / GRANT / ADCO
Civic Center Master Plan Ph2-City Hall	32,819,550	3,194,802	29,624,748	-	-	-	-	32,819,550	1/2% / MJ / GENERAL
Connect Northglenn Striping	743,512	-	743,512	-	-	-	-	743,512	ADCOT / GRANT
Major Arterial Rehabilitation	650,000	88,972	561,028	-	-	-	-	650,000	4.000 MILLS
RTD Path Lighting	175,155	21,247	153,908	-	-	-	-	175,155	GENERAL
Facilities Building - M&O	2,187,105	51,356	2,135,749	-	-	-	-	2,187,105	1/2%
Bridge Rail Replacement	303,970	-	303,970	-	-	-	-	303,970	GENERAL
Entryway Signs	533,024	-	533,024	-	-	-	-	533,024	GENERAL
Civic Center Master Plan Ph2-Site Work	2,730,115	50,757	2,679,358	-	-	-	-	2,730,115	GENERAL
Citywide Street Lighting	125,000	44,000	81,000	-	-	-	-	125,000	GENERAL
I-25 Pedestrian Bridge Assessment	50,000	-	50,000	-	-	-	-	50,000	GENERAL
Transportation Master Plan	300,000	-	300,000	-	-	-	-	300,000	GENERAL
Civic Center COP Debt	2,667,300	626,900	2,040,400	2,671,550	2,672,050	2,668,800	2,671,800	13,351,500	1/2%, MJ, GENERAL
Justice Center COP Debt	1,468,519	330,509	1,138,010	1,468,269	1,466,019	1,466,769	1,465,269	7,334,845	1/2%
Total	\$ 72,835,460	\$ 15,324,337	\$ 57,511,123	\$ 6,414,819	\$ 6,263,069	\$ 6,360,569	\$ 6,262,069	\$ 98,135,986	

CITY OF NORTHGLENN
Capital Improvement Program

Project Description	2023 Adopted Budget	YTD August 2023 Actuals		2024 Estimate	2025 Estimate	2026 Estimate	2027 Estimate	5-Year Total	Funding Source
		YTD Expenditures	Amount Remaining						
<u>WATER FUND</u>									
Water Line Replacement	\$ 382,752	\$ 41,360	\$ 341,392	\$ 100,000	\$ 100,000	\$ 100,000	\$ 100,000	\$ 782,752	WF
Standley Lake Pipeline	200,000	200,000	-	200,000	200,000	200,000	200,000	1,000,000	WF
Waste Handling Improvements	4,495,071	3,353,473	1,141,598	-	-	-	-	4,495,071	WF
Bull Reservoir Pump Replacement	147,063	26,329	120,734	-	-	-	-	147,063	WF
Automated Filter Backwash	1,100,000	-	1,100,000	-	-	-	-	1,100,000	GRANT
Huron St Waterline	1,622,208	507,735	1,114,473	-	-	-	-	1,622,208	GRANT
FHL Flume Webster Lake	85,000	2,145	82,855	-	-	-	-	85,000	WF
WTP Rehabilitation	400,000	-	400,000	400,000	250,000	250,000	250,000	1,550,000	WF
Total	\$ 8,432,094	\$ 4,131,042	\$ 4,301,052	\$ 700,000	\$ 550,000	\$ 550,000	\$ 550,000	\$ 10,782,094	

CITY OF NORTHGLENN
Capital Improvement Program

Project Description	2023 Adopted Budget	YTD August 2023 Actuals		2024 Estimate	2025 Estimate	2026 Estimate	2027 Estimate	5-Year Total	Funding Source
		YTD Expenditures	Amount Remaining						
WASTEWATER FUND									
Odor Control Improvements	\$ 1,994,915	\$ 895,054	\$ 1,099,861	\$ -	\$ -	\$ 250,000	\$ 250,000	\$ 2,494,915	WWF
Collection System Rehab	773,352	-	773,352	-	200,000	200,000	200,000	1,373,352	WWF
Collection System Rehab	250,000	-	250,000	250,000	-	-	-	500,000	GRANT
Lift Station A & Forcemain Replacement	7,500	29,017	(21,517)	-	-	-	-	7,500	WWF
Clarifier Rehabilitation	487,103	460,491	26,612	-	-	-	-	-	WWF
Collection System Waste Receiving Station	65,207	9,376	55,831	-	-	-	-	65,207	WWF
WWTP Rating Study	63,352	55,978	7,374	-	-	-	-	63,352	WWF
WWTP Rehabilitation	250,000	-	250,000	250,000	250,000	250,000	250,000	1,250,000	WWF
Lift Station B Replacement	-	-	-	-	1,000,000	6,000,000	-	7,000,000	WWF
Primary Clarifiers & Digesters	-	-	-	-	-	30,000,000	-	30,000,000	WWF
Revenue Bond Payments	1,340,900	356,347	984,553	1,689,249	1,632,573	1,362,291	1,630,381	7,655,394	WWF
Total	\$ 5,232,329	\$ 1,806,263	\$ 3,426,066	\$ 2,189,249	\$ 3,082,573	\$ 38,062,291	\$ 2,330,381	\$ 50,409,720	

CITY OF NORTHGLENN
Capital Improvement Program

Project Description	2023 Adopted Budget	YTD August 2023 Actuals		2024 Estimate	2025 Estimate	2026 Estimate	2027 Estimate	5-Year Total	Funding Source
		YTD Expenditures	Amount Remaining						
STORMWATER FUND									
Storm Drainage System Improvement	\$ 377,391	\$ -	\$ 377,391	\$ 100,000	\$ 100,000	\$ 100,000	\$ 100,000	\$ 777,391	SWF
Huron Street Line Replacement	250,000	87,850	162,150	-	-	-	-	250,000	GRANT
Race Street Outfall	732,547	18,876	713,671	-	-	-	-	732,547	SWF
Acoma Street Storm Sewer Repair	50,000	-	50,000	-	-	-	-	50,000	SWF
Melody Drive Storm Sewer Repair	-	-	-	215,000	-	-	-	215,000	SWF
Washington Street/Kiwanis Detention	-	-	-	-	-	1,300,000	-	1,300,000	SWF
GHC Conveyance Improvements @ Irma	-	-	-	-	-	800,000	-	800,000	SWF
Total	\$ 1,409,938	\$ 106,726	\$ 1,303,212	\$ 315,000	\$ 100,000	\$ 2,200,000	\$ 100,000	\$ 4,124,938	
CITY-WIDE TOTAL	\$ 89,200,016	\$ 21,844,084	\$ 67,355,932	\$ 9,944,068	\$ 10,170,642	\$ 47,347,860	\$ 9,442,450	\$ 165,617,933	

Executed Contracts (below \$75,000) for August 2023

<u>Vendor</u>	<u>Contract</u>	<u>Contract Dates</u>		<u>Total</u>	<u>Purpose</u>
	<u>Executed</u>	<u>Start</u>	<u>End</u>	<u>Amount</u>	
Brown and Caldwell	8/8/2023			\$ 27,580.00	2023-118 2023 Wastewater - Mixing Zone Study
Purcell Electrical Professional Corporation	8/14/2023			\$ 54,988.85	2023-089 Lighting, Video & Paging System Improvements at Pedestrian Tunnel, E.B. Rains & Skatepark
Gold Star Concrete, Inc.	8/15/2023			\$ 68,170.00	2023-117 2023 Residential Concrete Program
MP Northglenn LLC	8/17/2023			\$ -	License Agreement for Police Department Shred Event
MP Northglenn LLC	8/17/2023			\$ -	License Agreement for Safe Street Halloween Event
Gold Star Concrete, Inc.	8/23/2023			\$ 54,750.00	2023-124 2023 Concrete Trails Program
McDonald Farms Enterprises inc.	8/28/2023			\$ 20,000.00	2023-122 On-Call Services for Rock Removal along 112th Avenue
Resource Central	8/28/2023			\$ 2,500.00	2023-004A Turf Replacement Program Contract Addendum
Team Pain Enterprises, Inc.	8/28/2023			\$ 62,323.00	2023-130 Skatepark Improvement Project
				<u>\$ 290,311.85</u>	