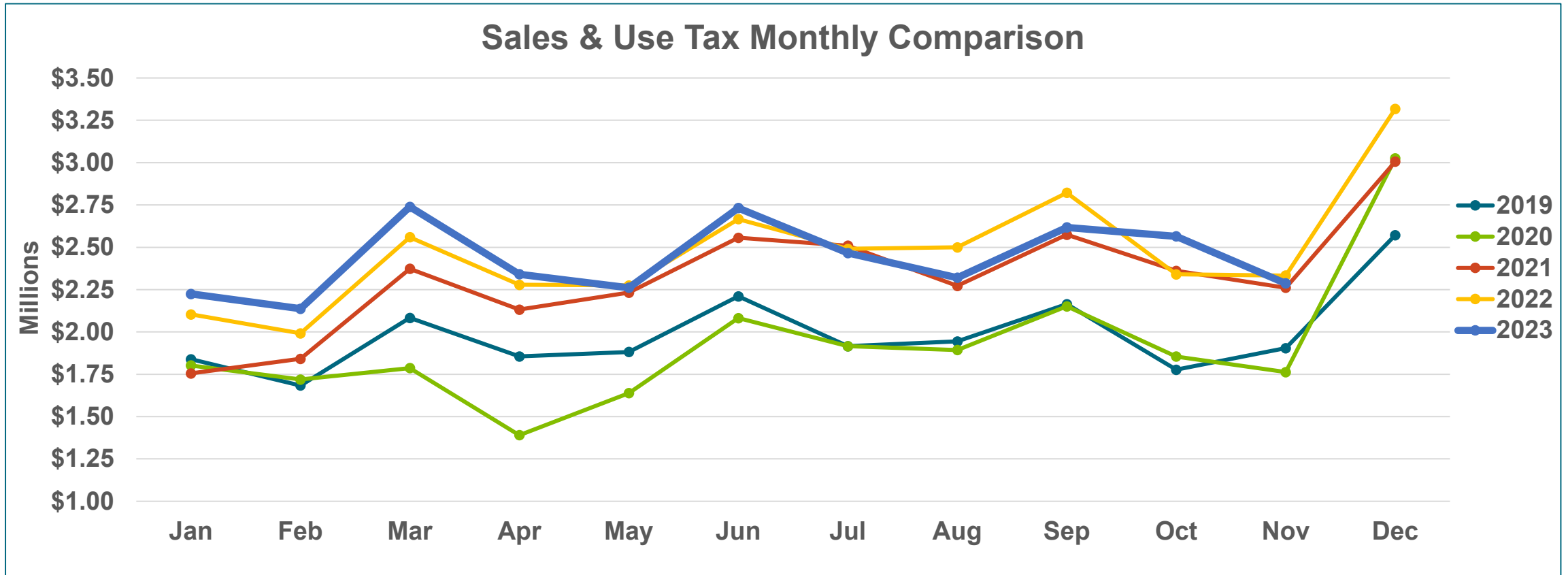


# 4<sup>th</sup> Quarter Financial Update

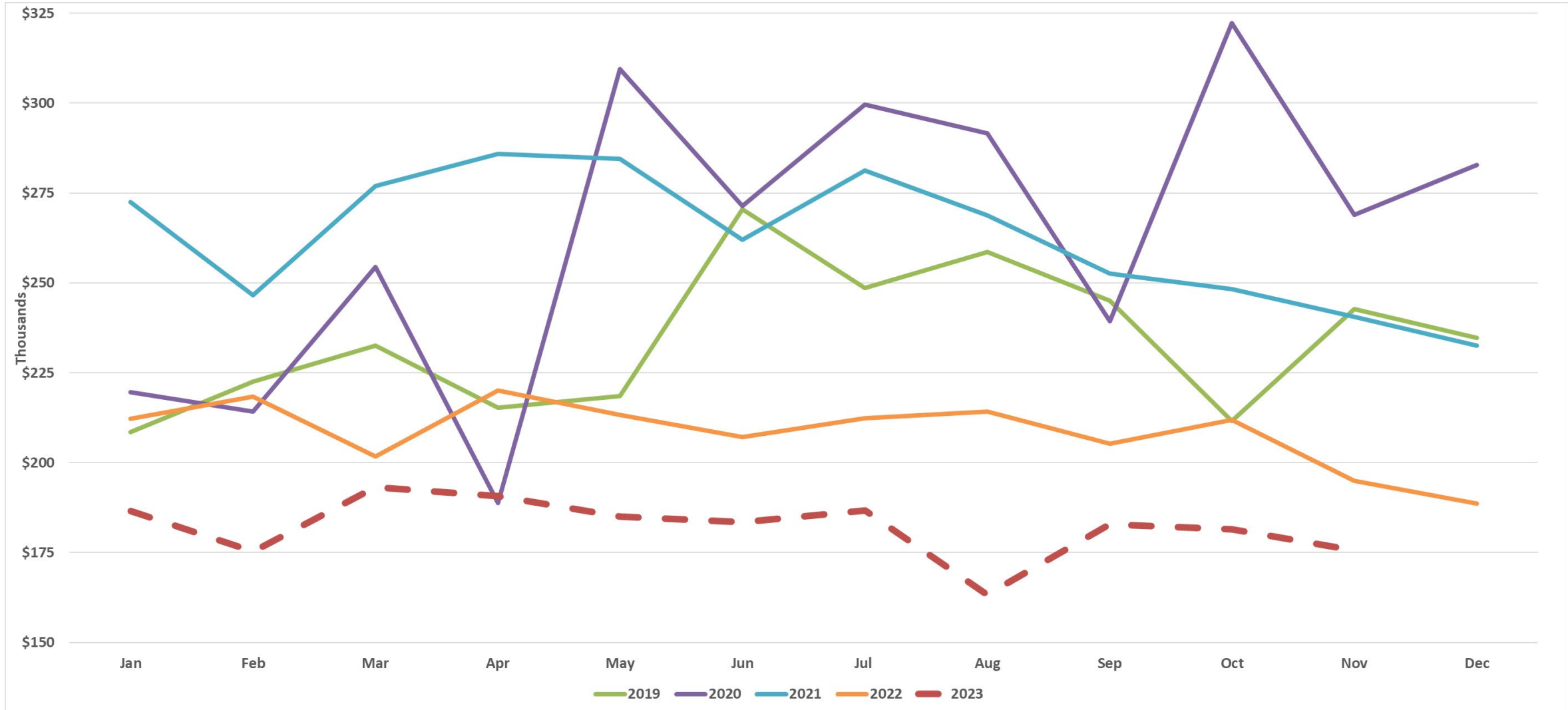
February 12, 2024

# Sales & use tax

- Year-to-date collections \$26,689,995
- Sales & use tax has increased 1.3% compared to the prior year



# Marijuana tax – down 13.3% YTD



# General Fund

	2023 Budget	2023 YTD Actual	Dollar Variance	Collection/ Spending Rate
<b>Revenue:</b>				
Taxes	\$ 26,386,000	\$ 24,721,404	\$ (1,664,596)	93.69%
Intergovernmental	2,651,694	2,867,639	215,945	108.14%
Licenses & Permits	1,047,000	1,415,123	368,123	135.16%
User Charges & Fees	3,384,848	3,662,349	277,501	108.20%
Fines & Forfeits	632,000	721,157	89,157	114.11%
Other Revenue	595,000	839,316	244,316	141.06%
<b>Total Revenue</b>	<b>34,696,542</b>	<b>34,226,988</b>	<b>(469,554)</b>	<b>98.65%</b>
<b>Expenditures:</b>				
Personnel	25,211,618	22,710,872	(2,500,746)	90.08%
Purchased Services	6,667,946	6,231,438	(436,508)	93.45%
Supplies/Equipment	3,152,069	2,898,646	(253,423)	91.96%
Capital Outlay	841,560	795,460	(46,100)	94.52%
Miscellaneous	385,865	257,870	(127,995)	66.83%
<b>Total Expenditures</b>	<b>36,259,058</b>	<b>32,894,286</b>	<b>(3,364,772)</b>	<b>90.72%</b>
<b>Other Financing Sources/(Uses)</b>	<b>(125,000)</b>	<b>(216,809)</b>	<b>(91,809)</b>	<b>173.45%</b>
<b>Net Change in Fund Balance</b>	<b>(1,687,516)</b>	<b>1,115,893</b>		
<b>Beginning Fund Balance</b>	<b>13,984,657</b>	<b>15,440,797</b>	<b>1,456,140</b>	<b>110.41%</b>
<b>Ending Fund Balance</b>	<b>\$ 12,297,141</b>	<b>\$ 16,556,690</b>	<b>\$ 4,259,549</b>	<b>134.64%</b>

# Conservation Trust Fund

	2023 Budget	2023 YTD Actual	Dollar Variance	Collection/ Spending Rate
Revenue	\$ 477,800	\$ 560,016	\$ 82,216	117.21%
Expenditures	1,290,195	637,772	(652,423)	49.43%
<b>Net Change in Fund Balance</b>	<b>(812,395)</b>	<b>(77,756)</b>	<b>734,639</b>	<b>9.57%</b>
Beginning Fund Balance	1,546,706	1,510,323	(36,383)	97.65%
<b>Ending Fund Balance</b>	<b>\$ 734,311</b>	<b>\$ 1,432,567</b>	<b>\$ 698,256</b>	<b>195.09%</b>

# Capital Projects Fund

	<b>2023 Budget</b>	<b>2023 YTD Actual</b>	<b>Dollar Variance</b>	<b>Collection/ Spending Rate</b>
Revenue	\$ 20,850,080	\$ 20,208,290	\$ (641,790)	96.92%
Expenditures	70,476,730	35,405,111	(35,071,619)	50.24%
Other Financing Sources/(Uses)	(4,135,819)	(4,137,819)	(2,000)	100.05%
<b>Net Change in Fund Balance</b>	<b>(53,762,469)</b>	<b>(19,334,640)</b>	<b>34,427,829</b>	<b>35.96%</b>
Beginning Fund Balance	61,761,790	48,637,641	(13,124,149)	78.75%
<b>Ending Fund Balance</b>	<b>\$ 7,999,321</b>	<b>\$ 29,303,001</b>	<b>\$ 21,303,680</b>	<b>366.32%</b>

# Water Fund

	2023 Budget	2023 YTD Actual	Dollar Variance	Collection/ Spending Rate
<b>Revenue:</b>				
Taxes	\$ 4,794,000	\$ 4,696,894	\$ (97,106)	97.97%
User Charges & Fees	9,557,700	7,833,752	(1,723,948)	81.96%
Intergovernmental	4,100,000	1,267,299	(2,832,701)	0.00%
Other Revenue	251,000	751,515	500,515	299.41%
<b>Total Revenue</b>	<b>18,702,700</b>	<b>14,549,460</b>	<b>(4,153,240)</b>	<b>77.79%</b>
<b>Expenditures:</b>				
Personnel	4,122,223	3,575,238	(546,985)	86.73%
Purchased Services	1,909,946	1,661,452	(248,494)	86.99%
Supplies/Equipment	1,317,972	1,222,872	(95,100)	92.78%
Capital Outlay	16,360,631	7,301,684	(9,058,947)	44.63%
Miscellaneous	62,503	62,005	(498)	99.20%
<b>Total Expenditures</b>	<b>23,773,275</b>	<b>13,823,251</b>	<b>(9,950,024)</b>	<b>58.15%</b>
<b>Other Financing Sources/(Uses)</b>	<b>-</b>	<b>3,734,331</b>	<b>3,734,331</b>	
<b>Net Change in Fund Balance</b>	<b>(5,070,575)</b>	<b>4,460,540</b>		
<b>Beginning Fund Balance</b>	<b>30,860,343</b>	<b>29,517,686</b>	<b>(1,342,657)</b>	<b>95.65%</b>
<b>Ending Fund Balance</b>	<b>\$ 25,789,768</b>	<b>\$ 33,978,226</b>	<b>\$ 8,188,458</b>	<b>131.75%</b>

# Wastewater Fund

	2023 Budget	2023 YTD Actual	Dollar Variance	Collection/ Spending Rate
<b>Revenue:</b>				
User Charges & Fees	\$ 5,759,735	\$ 5,681,815	\$ (77,920)	98.65%
Other Revenue	573,000	226,079	(346,921)	39.46%
<b>Total Revenue</b>	<b>6,332,735</b>	<b>5,907,894</b>	<b>(424,841)</b>	<b>93.29%</b>
<b>Expenditures:</b>				
Personnel	1,789,572	1,581,021	(208,551)	88.35%
Purchased Services	895,316	795,118	(100,198)	88.81%
Supplies/Equipment	877,374	674,456	(202,918)	76.87%
Capital Outlay	4,349,466	2,691,567	(1,657,899)	61.88%
Miscellaneous	25,350	21,143	(4,207)	83.40%
<b>Total Expenditures</b>	<b>7,937,078</b>	<b>5,763,305</b>	<b>(2,173,773)</b>	<b>72.61%</b>
<b>Other Financing Sources/(Uses)</b>	<b>(1,340,900)</b>	<b>(1,149,134)</b>	<b>191,766</b>	<b>85.70%</b>
<b>Net Change in Fund Balance</b>	<b>(2,945,243)</b>	<b>(1,004,545)</b>		
<b>Beginning Fund Balance</b>	<b>9,386,898</b>	<b>5,245,080</b>	<b>(4,141,818)</b>	<b>55.88%</b>
<b>Ending Fund Balance</b>	<b>\$ 6,441,655</b>	<b>\$ 4,240,535</b>	<b>\$ (2,201,120)</b>	<b>65.83%</b>



# Stormwater Fund

	2023 Budget	2023 YTD Actual	Dollar Variance	Collection/ Spending Rate
Revenue	\$ 476,800	\$ 579,397	\$ 102,597	121.52%
Expenditures	1,603,455	238,854	(1,364,601)	14.90%
<b>Net Change in Fund Balance</b>	<b>(1,126,655)</b>	<b>340,543</b>		
Beginning Fund Balance	1,913,717	1,627,363	(286,354)	85.04%
<b>Ending Fund Balance</b>	<b>\$ 787,062</b>	<b>\$ 1,967,906</b>	<b>\$ 1,180,844</b>	<b>250.03%</b>

# Sanitation Fund

	2023 Budget	2023 YTD Actual	Dollar Variance	Collection/ Spending Rate
Revenue	\$ 2,004,300	\$ 1,995,980	\$ (8,320)	99.58%
Expenditures	1,931,626	1,820,972	(110,654)	94.27%
<b>Net Change in Fund Balance</b>	<b>72,674</b>	<b>175,008</b>		
Beginning Fund Balance	2,086,373	2,091,292	4,919	100.24%
<b>Ending Fund Balance</b>	<b>\$ 2,159,047</b>	<b>\$ 2,266,300</b>	<b>\$ 107,253</b>	<b>104.97%</b>

# Summary

- Sales tax is up 0.9% over the prior year
- General Fund revenue up 5.1% year-over-year
  - Use tax and licenses/permits increased year-over-year due to the Alexan Apartments development started in the 4<sup>th</sup> quarter
  - Intergovernmental increases are mainly due to grants
  - Charges for Services are up due to franchise/PEG fees related to Comcast, and plan fees related to Alexan Apartments
  - Other Revenues are down due to the one-time recognition of Metro Football Stadium District funds in 2022
- Operating expenditures across all Funds align with budget

For more information visit: [northglennco.opengov.com](http://northglennco.opengov.com)



**December 2023**

**Monthly Financial Packet**

# City of Northglenn

## Financial Packet

### Packet Contents

<u>Description</u>	<u>Page #</u>
Executive Summary	1
Financial Statements	2
Cash and Investments	8
Marketplace Sales Tax History Chart	9
Citywide Sales Tax History Chart	10
Geographic Code Tax Data	11
City Council Operating Expenditures	12
Overtime Report	21
CIP Report	22
Summary of Executed Contracts	28



CITY OF  
Northglenn

**City of Northglenn  
Interim Financial Statements  
For the Period Ending  
December 2023**

---

## **Executive Summary**

- **Sales and Use Tax**
  - Year-to-date sales and use taxes are up 1.3% compared to the previous year.
  - Auto Use Tax +3.4%; Sales Tax +0.9%; Food Tax +8.2%; Marijuana Tax -13.3%
- **General Fund**
  - Revenues within the fund total \$34,271,821, an increase from last year of 5.1%, or \$1,669,311. Increases have occurred in all areas except for property tax and other revenues. In 2022, the City recognized a one-time revenue for the Metro Stadium Football District.
  - Expenditures total \$33,155,926 accounting for 91.1% of the annual appropriation. Spending within the fund is consistent with the planned budget.
- **Water Fund**
  - Revenues total \$18,299,460. This is an increase of 20.0% or \$3,037,065 when compared to the prior year due to a one-time water lease payment of \$3,750,000. Consumption is down 19.7% from last year decreasing water revenues, further reduced by fewer tap fees. Revenue restricted for water resources are \$3,342,010, up 2.4% from the prior year. Restricted revenue for debt service, which comes from the food for home consumption sales tax is up 8.2% and totals \$1,354,884 year-to-date.
  - Expenditures within the Water Fund total \$13,823,251 and account for 58.2% of the annual appropriation. Fund expenditures increased by \$29,781, or 0.2%, when compared to the same period last year due to capital outlay expenditures increasing.
- **Wastewater Fund**
  - Revenues total \$5,907,894, an increase of 5.5% or \$309,964 as compared to the prior year. Increased revenue from a rate increase and consumption is offset by a reduction in tap fees.
  - Expenditures within the fund total \$6,901,481, and account for 74.4% of the annual appropriation. Fund expenditures decreased by \$4,902,929 or 41.5% when compared to the same period of 2022 due to decreases in capital outlay.
- **Stormwater Fund**
  - Revenues within the fund total \$579,397, an increase from last year by approximately 15.9%, or \$79,530, due to recognition of grant revenues.
  - Expenditures total \$238,854 and account for 14.9% of the annual appropriation. Fund expenditures increased by \$96,592 or 67.9% when compared to the same period of 2022 due to increases in capital outlay spending.
- **Sanitation Fund**
  - Revenues total \$1,929,980, an increase of \$93,359 or 5.1% from the same period last year.
  - Expenditures within the fund total \$1,820,972 and account for 94.3% of the annual appropriation. Spending is lower compared to 2022 due to capital outlay.

**Revenue Report  
December 31, 2023  
General Fund**

	<b>2023 Adopted Budget</b>	<b>Actual as of December 31, 2023</b>	<b>Over/(Under) Budget</b>	<b>Collection Rate</b>	<b>Prior Year Actual as of December 31, 2022</b>	<b>Over/(Under) Prior Year</b>	<b>Percent Difference</b>
<b>Taxes</b>							
Property Taxes	\$ 3,837,000	\$ 3,811,873	\$ (25,127)	99.35%	\$ 3,907,311	\$ (95,438)	-2.44%
Sales Taxes	18,752,000	16,502,773	(2,249,227)	88.01%	16,401,609	101,164	0.62%
Use Tax	3,248,000	3,916,217	668,217	120.57%	3,431,939	484,278	14.11%
Other Tax	549,000	490,541	(58,459)	89.35%	383,238	107,303	28.00%
<b>Total Taxes*</b>	<b>26,386,000</b>	<b>24,721,404</b>	<b>(1,664,596)</b>	<b>93.69%</b>	<b>24,124,097</b>	<b>597,307</b>	<b>2.48%</b>
<b>Intergovernmental Revenues</b>	2,651,694	2,867,639	215,945	<b>108.14%</b>	2,474,502	393,137	<b>15.89%</b>
<b>Licenses and Permits</b>	1,047,000	1,415,123	368,123	<b>135.16%</b>	1,300,576	114,547	<b>8.81%</b>
<b>Charges for Services</b>	3,384,848	3,662,349	277,501	<b>108.20%</b>	3,072,951	589,398	<b>19.18%</b>
<b>Fines and Forfeitures</b>	632,000	721,157	89,157	<b>114.11%</b>	618,397	102,760	<b>16.62%</b>
<b>Investment Earnings</b>	395,000	655,416	260,416	<b>165.93%</b>	339,098	316,318	<b>93.28%</b>
<b>Other Revenues</b>	200,000	183,900	(16,100)	<b>91.95%</b>	654,889	(470,989)	<b>-71.92%</b>
<b>Total Revenues</b>	<b>34,696,542</b>	<b>34,226,988</b>	<b>(469,554)</b>	<b>98.65%</b>	<b>32,584,510</b>	<b>1,642,478</b>	<b>5.04%</b>
<b>Other Financing Sources</b>	-	44,833	44,833	<b>N/A</b>	18,000	26,833	<b>149.07%</b>
<b>Total General Fund Revenues</b>	<b>\$ 34,696,542</b>	<b>\$ 34,271,821</b>	<b>\$ (424,721)</b>	<b>98.78%</b>	<b>\$ 32,602,510</b>	<b>\$ 1,669,311</b>	<b>5.12%</b>

\*Due to normal collection cycles, the tax revenues presented in the above statement represent amounts collected as of the prior month and not of that of the period being reported.



**Expenditure Report  
December 31, 2023  
General Fund**

	<b>2023 Adopted Budget</b>	<b>Actual as of December 31, 2023</b>	<b>Over/(Under) Budget</b>	<b>Spending Rate</b>	<b>Prior Year Actual as of December 31, 2022</b>	<b>Over/(Under) Prior Year</b>	<b>Percent Difference</b>
<b>Legislative</b>	\$ 914,660	\$ 880,168	\$ (34,492)	<b>96.23%</b>	\$ 845,713	\$ 34,455	<b>4.07%</b>
<b>City Manager</b>	3,538,371	3,159,517	(378,854)	<b>89.29%</b>	2,823,128	336,389	<b>11.92%</b>
<b>City Clerk</b>	610,230	503,033	(107,197)	<b>82.43%</b>	455,273	47,760	<b>10.49%</b>
<b>Human Resources</b>	1,121,240	1,136,856	15,616	<b>101.39%</b>	981,166	155,690	<b>15.87%</b>
<b>Technology</b>	1,112,163	1,070,741	(41,422)	<b>96.28%</b>	1,051,669	19,072	<b>1.81%</b>
<b>Finance</b>	652,099	593,202	(58,897)	<b>90.97%</b>	623,623	(30,421)	<b>-4.88%</b>
<b>Planning &amp; Development</b>	2,147,091	1,895,244	(251,847)	<b>88.27%</b>	1,917,243	(21,999)	<b>-1.15%</b>
<b>Parks, Recreation and Culture</b>	8,478,886	7,609,323	(869,563)	<b>89.74%</b>	6,799,702	809,621	<b>11.91%</b>
<b>Police</b>	14,311,825	12,732,338	(1,579,487)	<b>88.96%</b>	11,889,148	843,190	<b>7.09%</b>
<b>Public Works</b>	3,372,493	3,313,862	(58,631)	<b>98.26%</b>	3,288,665	25,197	<b>0.77%</b>
<b>Total Operating Expenditures</b>	<b>36,259,058</b>	<b>32,894,284</b>	<b>(3,364,774)</b>	<b>90.72%</b>	<b>30,675,330</b>	<b>2,218,954</b>	<b>7.23%</b>
<b>Other Financing Uses</b>	125,000	261,642	136,642	<b>209.31%</b>	16,713,405	(16,451,763)	<b>-98.43%</b>
<b>Total General Fund Expenditures</b>	<b>\$ 36,384,058</b>	<b>\$ 33,155,926</b>	<b>\$ (3,228,132)</b>	<b>91.13%</b>	<b>\$ 47,388,735</b>	<b>\$(14,232,809)</b>	<b>-30.03%</b>

**Revenue and Expenditure Report  
December 31, 2023  
Water Fund**

	2023 Adopted Budget	Actual as of December 31, 2023	Over/(Under) Budget	Collection/ Spending Rates	Prior Year Actual as of December 31, 2022	Current Year Over/(Under) Prior Year	Percent Difference
<b>Revenues</b>							
Water Charges	\$ 9,557,700	\$ 7,833,752	\$ (1,723,948)	81.96%	\$ 9,500,352	\$ (1,666,600)	-17.54%
Water Resources Revenue	3,522,000	3,342,010	(179,990)	94.89%	3,265,200	76,810	2.35%
Debt Service Revenue	1,272,000	1,354,884	82,884	106.52%	1,252,667	102,217	8.16%
Intergovernmental Revenue	4,100,000	1,267,299	(2,832,701)	30.91%	936,055	331,244	35.39%
Investment Earnings	251,000	745,947	494,947	297.19%	284,377	461,570	162.31%
Miscellaenous Revenue	-	5,568	5,568	N/A	2,719	2,849	104.78%
<b>Total Water Fund Revenues</b>	<b>18,702,700</b>	<b>14,549,460</b>	<b>(4,153,240)</b>	<b>77.79%</b>	<b>15,241,370</b>	<b>(691,910)</b>	<b>-4.54%</b>
<b>Expenditures</b>							
Operating Expenditures	7,412,424	6,521,567	(890,857)	87.98%	6,458,794	62,773	0.97%
Capital Outlay	8,967,968	6,115,647	(2,852,321)	68.19%	5,750,534	365,113	6.35%
Water Resources Expenditures	7,392,883	1,186,037	(6,206,846)	16.04%	554,928	631,109	113.73%
Debt Service Expenditures	-	-	-	N/A	1,029,214	(1,029,214)	-100.00%
<b>Total Water Fund Expenditures</b>	<b>23,773,275</b>	<b>13,823,251</b>	<b>(9,950,024)</b>	<b>58.15%</b>	<b>13,793,470</b>	<b>29,781</b>	<b>0.22%</b>
<b>Other Financing Sources / (Uses)</b>	<b>-</b>	<b>3,734,331</b>	<b>3,734,331</b>	<b>N/A</b>	<b>21,025</b>	<b>3,713,306</b>	<b>17661.38%</b>
<b>Revenues Over/(Under) Expenditures</b>	<b>\$ (5,070,575)</b>	<b>\$ 4,460,540</b>	<b>\$ 5,796,784</b>	<b>N/A</b>	<b>\$ 1,468,925</b>	<b>\$ 2,991,615</b>	<b>203.66%</b>

<i>Operating Revenue:</i>							
<i>Water Usage</i>	\$ 9,279,000	\$ 6,997,820	\$ (2,281,180)	75.42%	\$ 8,032,938	\$ (1,035,118)	-12.89%
<i>Water Resources Revenue:</i>							
<i>Non-Food Sales/Use Tax*</i>	\$ 3,522,000	\$ 3,342,010	\$ (179,990)	94.89%	\$ 3,265,200	\$ 76,810	2.35%
<i>Debt Service:</i>							
<i>Food Taxes*</i>	\$ 1,272,000	\$ 1,354,884	\$ 82,884	106.52%	\$ 1,252,667	\$ 102,217	8.16%

\*Due to normal collection cycles, the tax revenues presented in the above statement represent amounts collected as of the prior month and not of that of the period being reported.

**Revenue and Expenditure Report  
December 31, 2023  
Wastewater Fund**

	2023 Adopted Budget	Actual as of December 31, 2023	Over/(Under) Budget	Collection/ Spending Rates	Prior Year Actual as of December 31, 2022	Current Year Over/(Under) Prior Year	Percent Difference
<b>Revenues</b>							
Wastewater Charges	\$ 5,759,735	\$ 5,681,815	\$ (77,920)	98.65%	\$ 5,461,004	\$ 220,811	4.04%
Investment Earnings	73,000	214,845	141,845	294.31%	126,163	88,682	70.29%
Intergovernmental	500,000	-	(500,000)	0.00%	-	-	N/A
Miscellaneous	-	11,234	11,234	N/A	10,763	471	4.38%
<b>Total Wastewater Fund Revenues</b>	<b>6,332,735</b>	<b>5,907,894</b>	<b>(424,841)</b>	<b>93.29%</b>	<b>5,597,930</b>	<b>309,964</b>	<b>5.54%</b>
<b>Expenditures</b>							
Operating Expenditures	3,587,612	3,071,737	(515,875)	85.62%	2,903,448	168,289	5.80%
Capital Outlay	4,349,466	2,691,568	(1,657,898)	61.88%	7,991,812	(5,300,244)	-66.32%
Debt Service Expenditures	1,340,900	1,138,176	(202,724)	84.88%	909,150	229,026	25.19%
<b>Total Wastewater Fund Expenditures</b>	<b>9,277,978</b>	<b>6,901,481</b>	<b>(2,376,497)</b>	<b>74.39%</b>	<b>11,804,410</b>	<b>(4,902,929)</b>	<b>-41.53%</b>
<b>Other Financing Sources / (Uses)</b>	-	(10,958)	(10,958)	N/A	(10,696)	(262)	N/A
<b>Revenues Over/(Under) Expenditures</b>	<b>\$ (2,945,243)</b>	<b>\$ (1,004,545)</b>	<b>\$ 1,940,698</b>	<b>N/A</b>	<b>\$ (6,217,176)</b>	<b>\$ 5,212,631</b>	<b>N/A</b>

**Revenue and Expenditure Report  
December 31, 2023  
Stormwater Fund**

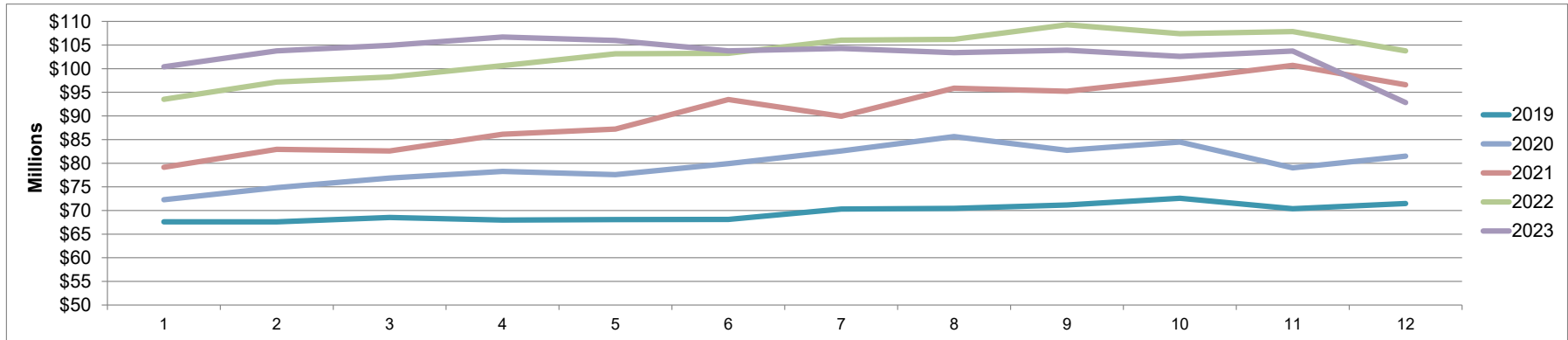
	<u>2023 Adopted Budget</u>	<u>Actual as of December 31, 2023</u>	<u>Over/(Under) Budget</u>	<u>Collection/ Spending Rates</u>	<u>Prior Year Actual as of December 31, 2022</u>	<u>Current Year Over/(Under) Prior Year</u>	<u>Percent Difference</u>
<b>Revenues</b>							
Stormwater Charges	\$ 463,800	\$ 449,549	\$ (14,251)	96.93%	\$ 480,059	\$ (30,510)	-6.36%
Investment Earnings	13,000	41,998	28,998	323.06%	14,574	27,424	188.17%
Intergovernmental	-	87,850	87,850	N/A	-	87,850	N/A
Miscellaneous	-	-	-	N/A	5,234	(5,234)	-100.00%
<b>Total Stormwater Revenues</b>	<b>476,800</b>	<b>579,397</b>	<b>102,597</b>	<b>121.52%</b>	<b>499,867</b>	<b>79,530</b>	<b>15.91%</b>
<b>Expenditures</b>							
Stormwater Collection	193,517	131,743	(61,774)	68.08%	136,509	(4,766)	-3.49%
Capital Outlay	1,409,938	107,111	(1,302,827)	7.60%	5,753	101,358	1761.83%
<b>Total Stormwater Expenditures</b>	<b>1,603,455</b>	<b>238,854</b>	<b>(1,364,601)</b>	<b>14.90%</b>	<b>142,262</b>	<b>96,592</b>	<b>67.90%</b>
<b>Revenues Over/(Under) Expenditures</b>	<b>\$ (1,126,655)</b>	<b>\$ 340,543</b>	<b>\$ 1,467,198</b>	<b>N/A</b>	<b>\$ 357,605</b>	<b>\$ (17,062)</b>	<b>-4.77%</b>

**Revenue and Expenditure Report  
December 31, 2023  
Sanitation Fund**

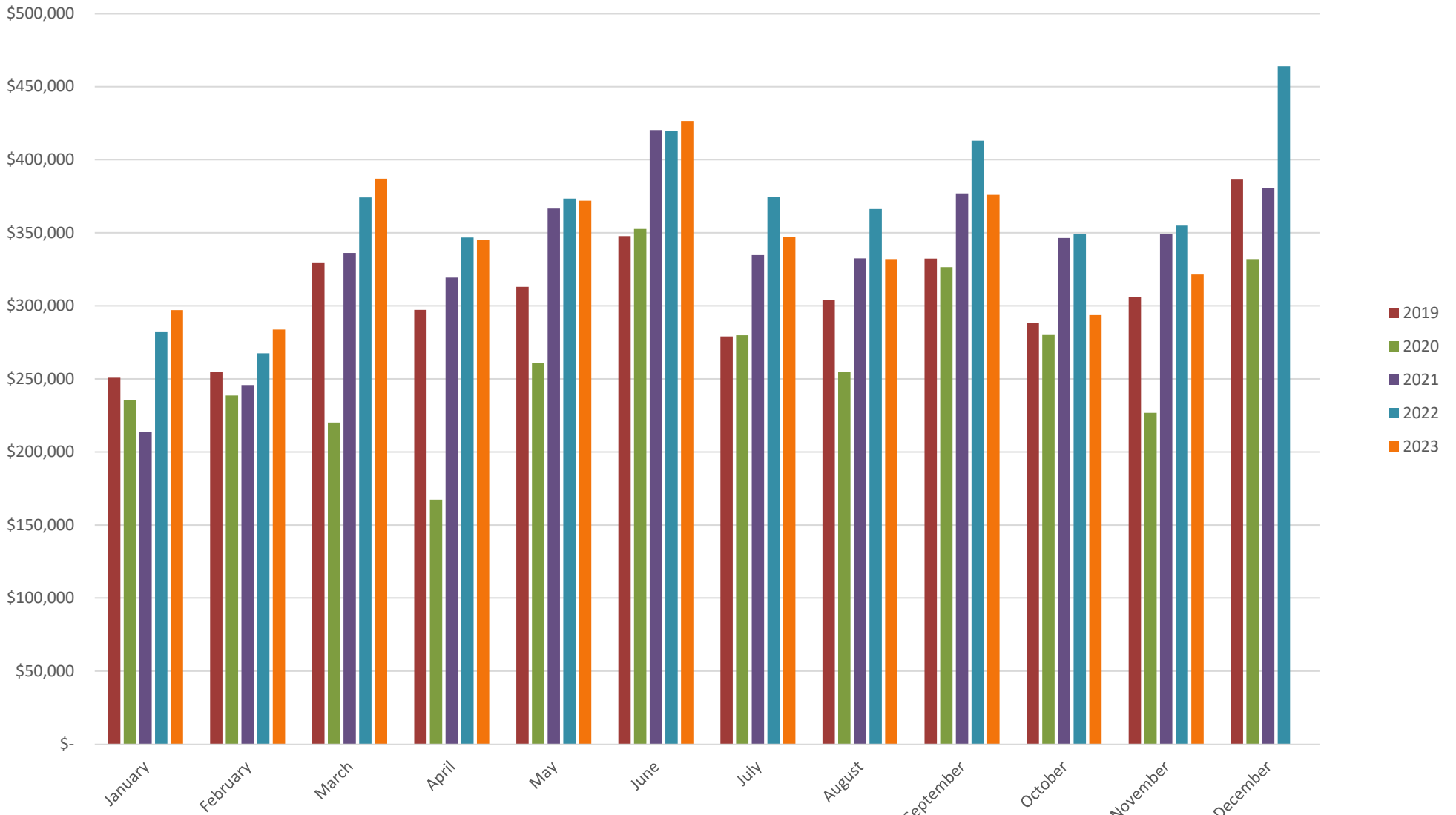
	<u>2023 Adopted Budget</u>	<u>Actual as of December 31, 2023</u>	<u>Over/(Under) Budget</u>	<u>Collection/ Spending Rates</u>	<u>Prior Year Actual as of December 31, 2022</u>	<u>Current Year Over/(Under) Prior Year</u>	<u>Percent Difference</u>
<b>Revenues</b>							
Trash Charges	\$ 1,923,300	\$ 1,802,774	\$ (120,526)	93.73%	\$ 1,772,307	\$ 30,467	1.72%
Recycling Revenue	19,000	40,512	21,512	213.22%	11,052	29,460	266.56%
Polycart Revenue	24,000	32,807	8,807	136.70%	29,034	3,773	13.00%
Investment Earnings	38,000	49,507	11,507	130.28%	21,059	28,448	135.09%
Miscellaneous Revenue	-	4,380	4,380	N/A	3,169	1,211	38.21%
<b>Total Sanitation Revenues</b>	<u>2,004,300</u>	<u>1,929,980</u>	<u>(74,320)</u>	<u>96.29%</u>	<u>1,836,621</u>	<u>93,359</u>	<u>5.08%</u>
<b>Expenditures</b>							
Solid Waste Collection	1,674,426	1,672,515	(1,911)	99.89%	1,575,871	96,644	6.13%
Capital Outlay	257,200	148,457	(108,743)	57.72%	855,652	(707,195)	-82.65%
<b>Total Sanitation Expenditures</b>	<u>1,931,626</u>	<u>1,820,972</u>	<u>(110,654)</u>	<u>94.27%</u>	<u>2,431,523</u>	<u>(610,551)</u>	<u>-25.11%</u>
<b>Other Financing Sources / (Uses)</b>	-	66,000	66,000	N/A	147,362	(81,362)	-55.21%
<b>Revenues Over/(Under) Expenditures</b>	<u>\$ 72,674</u>	<u>\$ 175,008</u>	<u>\$ 102,334</u>	<u>240.81%</u>	<u>\$ (447,540)</u>	<u>\$ 622,548</u>	<u>N/A</u>

## Cash & Investments 2023

	January	February	March	April	May	June	July	August	September	October	November	December
General Fund	\$13,538,871	\$13,772,235	\$13,891,616	\$14,857,371	\$15,444,645	\$14,556,493	\$16,068,351	\$16,173,826	\$15,181,188	\$15,527,125	\$16,536,058	\$16,399,543
CTF	\$1,502,434	\$1,504,415	\$1,662,749	\$1,663,289	\$1,326,129	\$1,274,182	\$1,274,056	\$1,320,806	\$1,406,225	\$1,268,720	\$1,270,814	\$1,429,150
CDBG	\$0	\$0	\$0	\$0	\$0	\$0	\$0	\$0	\$0	\$0	\$0	\$0
Capital Projects Fund	\$48,308,822	\$47,694,156	\$48,935,169	\$49,794,669	\$48,146,535	\$47,870,297	\$45,929,182	\$44,106,094	\$44,862,428	\$41,777,789	\$41,115,855	\$31,409,230
Water Fund	\$29,093,118	\$32,428,263	\$32,134,824	\$31,870,776	\$31,900,016	\$31,224,495	\$31,774,071	\$32,235,381	\$32,635,247	\$33,961,308	\$34,209,141	\$34,049,016
Wastewater Fund	\$4,258,073	\$4,625,492	\$4,584,230	\$4,670,764	\$5,179,421	\$4,948,013	\$5,287,857	\$5,562,928	\$5,770,903	\$5,935,573	\$6,394,238	\$5,289,966
Stormwater Fund	\$1,648,138	\$1,650,110	\$1,684,718	\$1,737,939	\$1,770,033	\$1,796,631	\$1,836,186	\$1,856,471	\$1,890,626	\$1,923,091	\$1,951,169	\$1,984,705
Sanitation Fund	\$2,063,906	\$2,104,683	\$2,048,250	\$2,098,413	\$2,200,832	\$2,081,481	\$2,113,687	\$2,132,737	\$2,161,290	\$2,216,574	\$2,252,678	\$2,268,963
<b>Total</b>	<b>\$100,413,362</b>	<b>\$103,779,354</b>	<b>\$104,941,556</b>	<b>\$106,693,221</b>	<b>\$105,967,611</b>	<b>\$103,751,592</b>	<b>\$104,283,390</b>	<b>\$103,388,243</b>	<b>\$103,907,907</b>	<b>\$102,610,180</b>	<b>\$103,729,953</b>	<b>\$92,830,573</b>

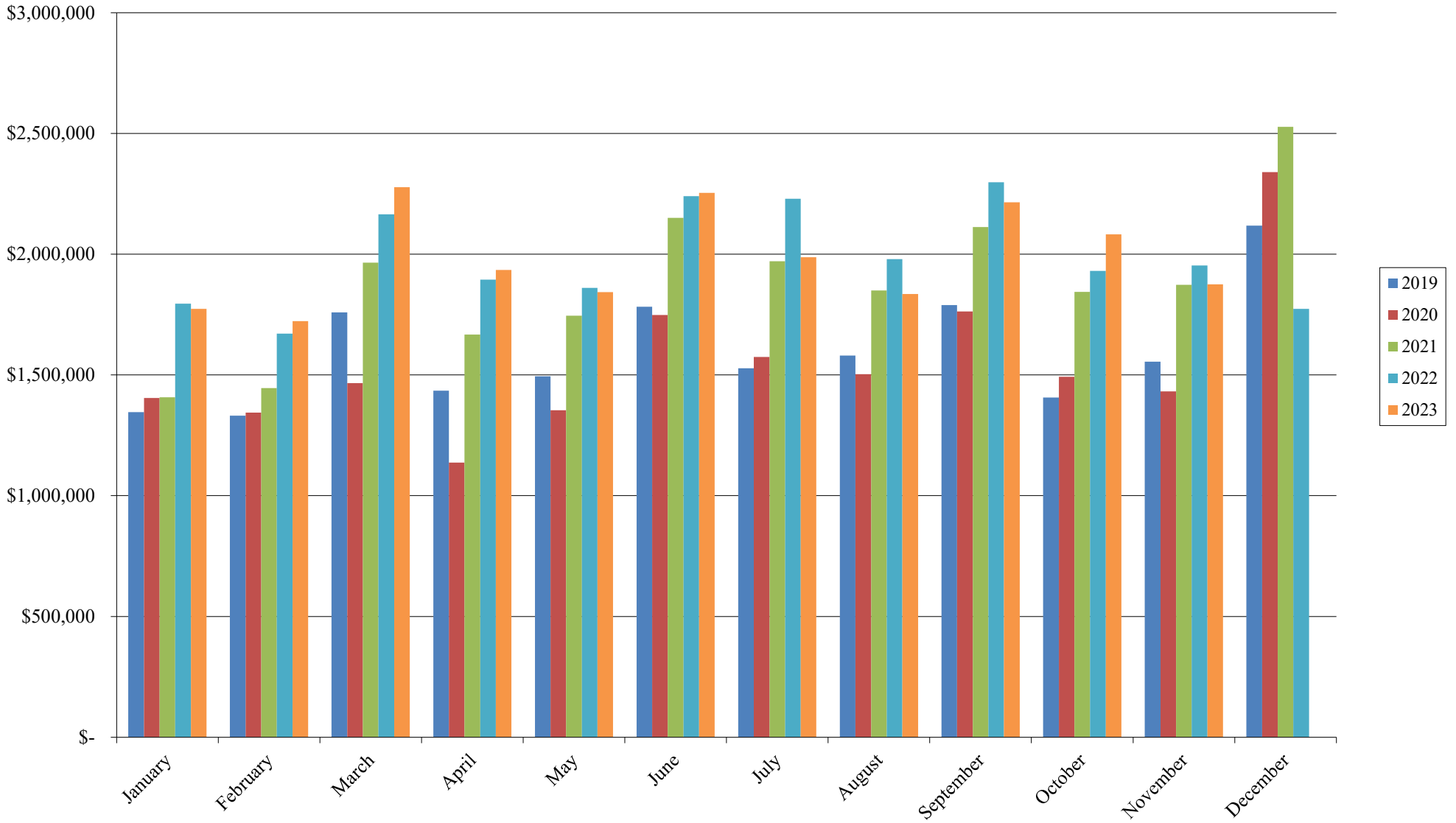


## Marketplace Sales Tax History Chart



Due to normal collection cycles, the tax revenues presented above represent amounts collected as of the prior month and not that of the period being reported.

## Northglenn Sales Tax History Chart

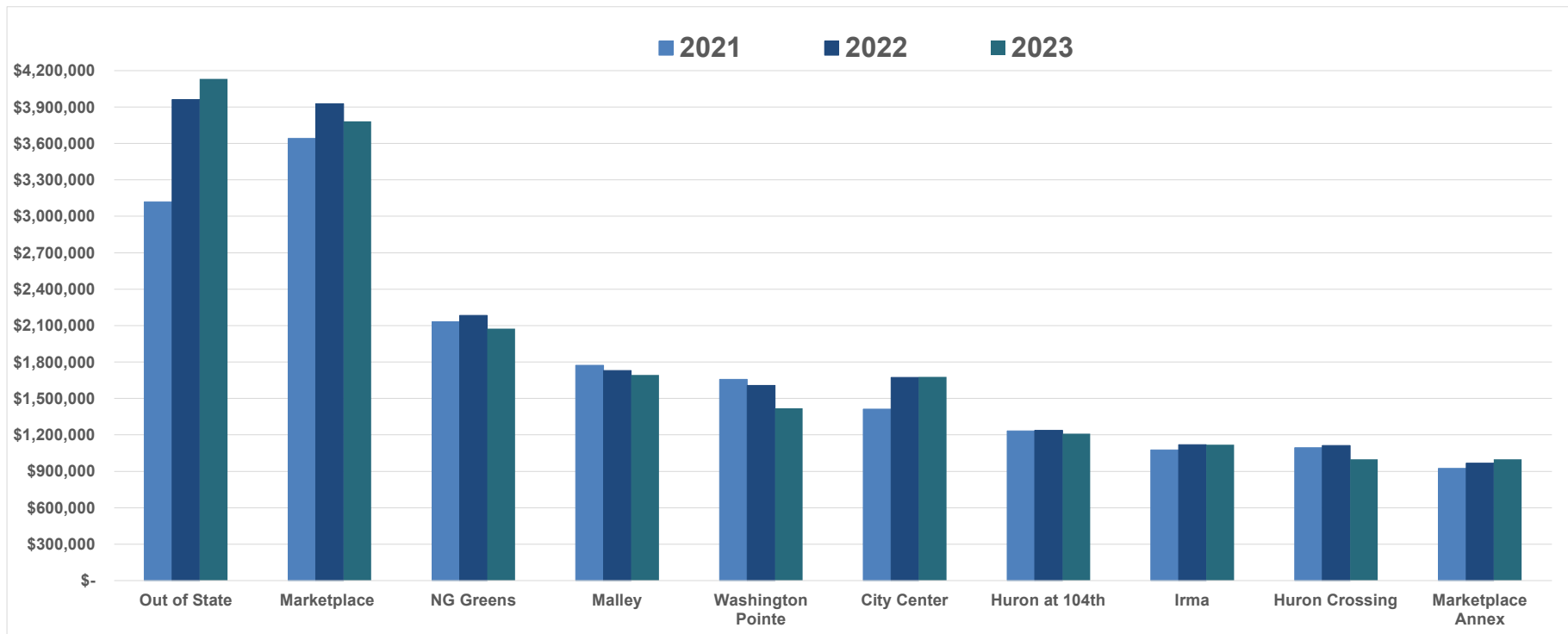


Due to normal collection cycles, the tax revenues presented above represent amounts collected as of the prior month and not that of the period being reported.



## Tax Collected by Geographic Code

Area	2021	2022	2023	\$ Change	% Change	Sample of Area Businesses
Out of State	\$ 3,120,054	\$ 3,960,885	\$ 4,131,712	\$ 170,827	4.31%	Amazon, Wal-Mart.com, Bestbuy.com
Marketplace	3,640,448	3,927,963	3,781,273	(146,690)	-3.73%	Ross, Lowes, Cinzettis, Texas Roadhouse, Pet Smart
NG Greens	2,132,779	2,184,564	2,073,994	(110,570)	-5.06%	Best Buy, Boot Barn, Applebees, AMF
Malley	1,772,851	1,729,000	1,693,903	(35,097)	-2.03%	Green Solutions, Sherwin Williams, Vitamin Cottage, Mile High Thrift
Washington Pointe	1,656,335	1,607,253	1,419,551	(187,702)	-11.68%	O'Reilly, Safeway, Petco, Burger King, IGADI
City Center	1,411,750	1,672,980	1,678,397	5,417	0.32%	Boondocks, Delta Hotel, Longhorn Steakhouse, Panera
Huron at 104th	1,231,757	1,238,203	1,209,057	(29,146)	-2.35%	Tamale Kitchen, Save-a-Lot, Arby's, AutoZone
Irma	1,077,041	1,120,011	1,119,142	(869)	-0.08%	Physician Preferred, Advanced Collision, A Good Shop, The Glenn
Huron Crossing	1,095,058	1,112,718	998,315	(114,403)	-10.28%	Peerless Tire, Cracker Barrel, bgood, Northglenn Autobody
Marketplace Annex	924,615	968,014	998,746	30,732	3.17%	McDonald's, Car Toys, Taco Bell
Washington East	487,287	453,057	478,154	25,097	5.54%	Walgreens, Tires Plus, Sonic, Pizza Hut
Hillcrest	384,063	396,528	393,626	(2,901)	-0.73%	Red Lobster, Santiago's, Fastsigns
Eastlake	216,045	238,975	280,502	41,527	17.38%	NAPA Auto Parts, Santiago's, Jiffy Lube
Office Plaza	40,072	37,924	39,595	1,671	4.41%	Circle K, Bella in You Day Spa
Home Business	33,633	61,358	62,134	776	1.27%	
<b>Total</b>	<b>\$ 19,223,787</b>	<b>\$ 20,709,432</b>	<b>\$ 20,358,101</b>	<b>\$ (351,331)</b>	<b>-1.70%</b>	



Due to normal collection cycles, the tax revenues presented above represent amounts collected as of the prior month and not that of the period being reported.

CITY OF NORTHGLENN  
MAYOR / CITY COUNCIL  
2023 OPERATING EXPENDITURES

COUNCILPERSON

DATE	TYPE	VENDOR	TOTAL	Council	Mayor	Witkovich/	Brown/			Lukeman-	Long/	Comment
				Wide	Leighty	Burns	Walker	Jaramillo	Nowicki	Goff	Kondo	
<b>General Fund 10</b>												
<b>61100 Professional Services</b>												
01/03/23	Check	Bowditch & Cassell Public Affairs	3,000.00	3,000.00								Legislative Lobbying Services
01/28/23	Check	Bowditch & Cassell Public Affairs	3,000.00	3,000.00								Legislative Lobbying Services
02/09/23	Check	Hoffmann, Parker, Wilson, & Carberry PC	22,306.38	22,306.38								City Attorney fee for January 2023
02/09/23	Check	Hoffmann, Parker, Wilson, & Carberry PC	3,000.00	3,000.00								Prosecuting Attorney for January
02/27/23	Check	Bowditch & Cassell Public Affairs	3,000.00	3,000.00								Legislative Lobbying Services
03/06/23	Check	the Civic Canopy	2,000.00	2,000.00								Facilitating for CCPP Board
03/10/23	Check	Hoffmann, Parker, Wilson, & Carberry PC	19,444.15	19,444.15								City Attorney fee for February 2023
03/10/23	Check	Hoffmann, Parker, Wilson, & Carberry PC	3,000.00	3,000.00								Prosecuting Attorney for February
03/31/23	Check	Bowditch & Cassell Public Affairs	3,000.00	3,000.00								Legislative Lobbying Services
04/13/23	Check	Hoffmann, Parker, Wilson, & Carberry PC	21,689.17	21,689.17								City Attorney fee for March 2023
04/13/23	Check	Hoffmann, Parker, Wilson, & Carberry PC	3,000.00	3,000.00								Prosecuting Attorney for March
04/28/23	Check	Bowditch & Cassell Public Affairs	3,000.00	3,000.00								Legislative Lobbying Services
05/09/23	Check	Hoffmann, Parker, Wilson, & Carberry PC	22,091.34	22,091.34								City Attorney fee for April 2023
05/09/23	Check	Hoffmann, Parker, Wilson, & Carberry PC	4,000.00	4,000.00								Prosecuting Attorney for April
06/09/23	Check	Hoffmann, Parker, Wilson, & Carberry PC	33,088.20	33,088.20								City Attorney fee for May 2023
06/09/23	Check	Hoffmann, Parker, Wilson, & Carberry PC	4,000.00	4,000.00								Prosecuting Attorney for May
06/27/23	Check	Bowditch & Cassell Public Affairs	3,000.00	3,000.00								Legislative Lobbying Services
07/10/23	Check	The Civic Canopy	12,000.00	12,000.00								CCPP Facilitation
07/13/23	Check	Hoffmann, Parker, Wilson, & Carberry PC	9,067.29	9,067.29								City Attorney fee for June 2023
07/13/23	Check	Hoffmann, Parker, Wilson, & Carberry PC	4,000.00	4,000.00								Prosecuting Attorney for June
07/28/23	Check	Bowditch & Cassell Public Affairs	3,000.00	3,000.00								Legislative Lobbying Services
08/08/23	Check	Hoffmann, Parker, Wilson, & Carberry PC	23,861.54	23,861.54								City Attorney fee for July 2023
08/08/23	Check	Hoffmann, Parker, Wilson, & Carberry PC	4,000.00	4,000.00								Prosecuting Attorney for July
08/22/23	Check	Bowditch & Cassell Public Affairs	3,000.00	3,000.00								Legislative Lobbying Services
08/28/23	Check	Bowditch & Cassell Public Affairs	3,000.00	3,000.00								Legislative Lobbying Services
09/12/23	Check	Hoffmann, Parker, Wilson, & Carberry PC	24,597.32	24,597.32								City Attorney fee for August 2023
09/12/23	Check	Hoffmann, Parker, Wilson, & Carberry PC	3,000.00	3,000.00								Prosecuting Attorney for August
09/27/23	Check	Bowditch & Cassell Public Affairs	3,000.00	3,000.00								Legislative Lobbying Services
10/09/23	Check	Hoffmann, Parker, Wilson, & Carberry PC	29,020.26	29,020.26								City Attorney fee for September 2023
10/09/23	Check	Hoffmann, Parker, Wilson, & Carberry PC	3,000.00	3,000.00								Prosecuting Attorney for September
11/01/23	Check	Bowditch & Cassell Public Affairs	3,000.00	3,000.00								Legislative Lobbying Services
11/07/23	Check	Hoffmann, Parker, Wilson, & Carberry PC	21,060.59	21,060.59								City Attorney fee for October 2023
11/07/23	Check	Hoffmann, Parker, Wilson, & Carberry PC	3,000.00	3,000.00								Prosecuting Attorney for October
11/28/23	Check	Bowditch & Cassell Public Affairs	3,000.00	3,000.00								Legislative Lobbying Services
12/12/23	Check	Hoffmann, Parker, Wilson, & Carberry PC	7,638.88	7,638.88								City Attorney fee for November 2023
12/12/23	Check	Hoffmann, Parker, Wilson, & Carberry PC	3,000.00	3,000.00								Prosecuting Attorney for November
12/28/23	Check	Bowditch & Cassell Public Affairs	3,000.00	3,000.00								Legislative Lobbying Services
<b>Total Professional Services</b>												
		<b>Actual</b>	<b>323,865.12</b>	<b>323,865.12</b>	-	-	-	-	-	-	-	-
		<b>Budget</b>	<b>310,000.00</b>	<b>310,000.00</b>	-	-	-	-	-	-	-	-
		<b>Variance</b>	<b>(13,865.12)</b>	<b>(13,865.12)</b>	-	-	-	-	-	-	-	-
<b>61300 General Services</b>												
05/02/23	Check	Graham Hill	17,500.00	17,500.00								Drone show for State of the City
05/31/23	Pcard	Scudder Press	2,055.12	2,055.12								Postcards for State of the City
06/09/23	Check	Live at Jacks	2,500.00	2,500.00								State of the City entertainment
06/30/23	Pcard	Mountain Man Nut & Fruit	359.00	359.00								State of the City VIP bags
06/30/23	Pcard	Amazon	47.94	47.94								State of the City VIP bags
06/30/23	Pcard	In *paramount printing	24.00	24.00								State of the City supplies
06/30/23	Pcard	Amazon	55.56	55.56								State of the City VIP bags and supplies
06/30/23	Pcard	Amazon	101.52	101.52								State of the City VIP bags and supplies
06/30/23	Pcard	Amazon	76.07	76.07								State of the City VIP bags and supplies
06/30/23	Pcard	Amazon	196.92	196.92								State of the City VIP bags and supplies
07/06/23	Check	Graham Hill	17,500.00	17,500.00								Drone show for State of the City
07/06/23	Check	SFA	6,220.00	6,220.00								Production video stage lighting
07/28/23	Check	American Legion Post 22	500.00	500.00								Cost to cook and serve hot dogs
07/28/23	Check	CPAAAN	160.00	160.00								Police and Fire Department BBQ cook-off
07/28/23	Check	Northglenn Historic Preservation	190.00	190.00								Set-up and cost to serve a variety of beverages
07/28/23	Check	David Sungelo	107.00	107.00								Radios for staff to use during event
07/31/23	Pcard	King Soopers	268.92	268.92								VIP food
07/31/23	Pcard	Amazon	69.95	69.95								tight vinyl tableclothes
07/31/23	Pcard	Safeway	34.18	34.18								Ice
07/31/23	Pcard	Amazon	12.80	12.80								Decorations for stage and vip areas

CITY OF NORTHGLENN  
MAYOR / CITY COUNCIL  
2023 OPERATING EXPENDITURES

COUNCILPERSON

DATE	TYPE	VENDOR	TOTAL	Council	Mayor	Witkovich/	Brown/			Lukeman-	Long/	Comment		
				Wide	Leighty	Burns	Walker	Jaramillo	Nowicki	Goff	Kondo		Hiomasa	Roper
07/31/23	Pcard	Amazon	9.99	9.99								Red plastic cutlery		
07/31/23	Pcard	Creative Awards	830.00	830.00								Cost to imprint the wooden tokens with State of the City logo		
07/31/23	Pcard	Sp Fun Services Colo	103.48	103.48								Balloons		
07/31/23	Pcard	Amazon	33.76	33.76								Decorations for stage		
07/31/23	Pcard	Safeway	35.12	35.12								Crackers for VIP tent		
07/31/23	Pcard	Cakes by Karen	270.00	270.00								Cookies for VIP Tent		
07/31/23	Pcard	Amazon	19.98	19.98								Red plastic cutlery		
07/31/23	Pcard	Sq *kona Ice	1,200.60	1,200.60								Cost for Kona Ice to operate at State of the City		
07/31/23	Pcard	In *ftt Productions	4,354.38	4,354.38								Event services including hot dogs chips soda buns pop-up tent		
07/31/23	Pcard	Amazon	235.21	235.21								Candy for VIP tent		
07/31/23	Pcard	Scudder Press	2,185.88	2,185.88								Citywide postcard		
07/31/23	Pcard	Fun Services	208.03	208.03								Balloons		
07/31/23	Pcard	Scudder Press	86.00	86.00								100 posters		
07/31/23	Pcard	In *paramount printing	11.00	11.00								Printing and graphics		
07/31/23	Pcard	Scudder Press	128.25	128.25								Event Posters		
07/31/23	Pcard	In *paramount printing	330.00	330.00								Event card (hot dog ticket; kona ice ticket and event details		
07/31/23	Pcard	Amazon	44.67	44.67								Red themed small plates for VIP tent		
07/31/23	GL	Honorarium Festival Lawn-State of the City	480.00	480.00								STOC-Honorarium -Festival Lawn		
07/31/23	GL	STOC Giveaways	745.33	745.33								STOC Giveaways		
<b>Total General Services</b>														
		<b>Actual</b>	<b>59,290.66</b>	<b>59,290.66</b>	-	-	-	-	-	-	-	-		
		<b>Budget</b>	<b>15,000.00</b>	<b>15,000.00</b>	-	-	-	-	-	-	-	-		
		<b>Variance</b>	<b>(44,290.66)</b>	<b>(44,290.66)</b>	-	-	-	-	-	-	-	-		
<b>61400 Property Services</b>														
<b>Total Property Services</b>														
		<b>Actual</b>	-	-	-	-	-	-	-	-	-	-		
		<b>Budget</b>	-	-	-	-	-	-	-	-	-	-		
		<b>Variance</b>	-	-	-	-	-	-	-	-	-	-		
<b>61500 Communication Services</b>														
01/31/23	Pcard	Scudder Press	277.40	277.40								2023 Legislative Guide		
01/31/23	Pcard	Scudder Press	795.38					397.69	397.69			Ward 2 Community meeting postcards		
03/10/23	Check	Scudder Press	2,050.08		2,050.08							Mingle with the Mayor meeting postcards		
03/31/23	Pcard	Scudder Press	616.50			308.25	308.25					Ward 1 Community meeting postcards		
03/31/23	Pcard	Scudder Press	666.50						333.25	333.25		Ward 3 Community meeting postcards		
04/30/23	Pcard	Scudder Press	757.01						378.50	378.51		Ward 3 Community meeting postcards		
04/30/23	Pcard	Scudder Press	683.06								341.53	341.53	Ward 4 community meeting postcards	
05/31/23	Pcard	Scudder Press	616.50			308.25	308.25						Ward 1 Neighborhood Nights meeting postcards	
06/30/23	Pcard	Scudder Press	759.74					379.87	379.87				Ward 2 Neighborhood Nights meeting postcards	
08/31/23	Pcard	Postcard Mailing	560.01	560.01									Community Center Drive work to be performed notice postcards	
08/31/23	Pcard	Scudder Press	762.99							381.50	381.49		Ward 3 Neighborhood Nights meeting postcards	
08/31/23	Pcard	Scudder Press	683.24								341.62	341.62	Ward 4 Neighborhood Nights meeting postcards	
09/30/23	GL	USPS	23,159.86	4,622.78	9,233.82	1,066.18	1,066.18	1,221.97	1,221.97	1,182.96	1,182.95	1,180.52	1,180.53	Postage for mingle, ward and safety sensitive meetings
09/30/23	Pcard	Scudder Press	2,186.86		2,186.86									Mingle with the Mayor meeting postcards
09/30/23	Pcard	Scudder Press	745.37							372.69	372.68			Ward 3 Community meeting postcards
09/30/23	Pcard	Scudder Press	64.16			64.16								Mingle with the Mayor one page information sheet
10/31/23	Pcard	Scudder Press	683.06								341.53	341.53		Ward 4 Community meeting postcards
11/30/23	Pcard	Scudder Press	61.45	61.45										NLC one page flyer for the Atlanta conference
12/31/23	Pcard	Scudder Press	331.50	331.50										Legislative Policy Guide
12/31/23	Pcard	Scudder Press	224.44	224.44										Holiday cards
<b>Total Communication Services</b>														
		<b>Actual</b>	<b>36,685.11</b>	<b>6,077.58</b>	<b>13,534.92</b>	<b>1,682.68</b>	<b>1,682.68</b>	<b>1,999.53</b>	<b>1,999.53</b>	<b>2,648.90</b>	<b>2,648.88</b>	<b>2,205.20</b>	<b>2,205.21</b>	
		<b>Budget</b>	<b>17,085.00</b>	<b>17,085.00</b>	-	-	-	-	-	-	-	-	-	
		<b>Variance</b>	<b>(19,600.11)</b>	<b>11,007.42</b>	<b>(13,534.92)</b>	<b>(1,682.68)</b>	<b>(1,682.68)</b>	<b>(1,999.53)</b>	<b>(1,999.53)</b>	<b>(2,648.90)</b>	<b>(2,648.88)</b>	<b>(2,205.20)</b>	<b>(2,205.21)</b>	
<b>61600 Training/Registration</b>														
01/31/23	Pcard	United Airlines	812.30								812.30			NLC Conference airfare
01/31/23	Pcard	National League of Cities	130.00								130.00			NLC Conference registration
01/31/23	Pcard	National League of Cities	780.00					780.00						NLC Conference registration
01/31/23	Pcard	Economic Developers Council	20.00						20.00					EDEC Awards dinner
01/31/23	Pcard	Southwest Airlines	113.98		113.98									NLC conference airfare
01/31/23	Pcard	United Airlines	719.00					719.00						NLC Conference airfare
01/31/23	Pcard	United Airlines	968.65			968.65								NLC Conference airfare
01/31/23	Pcard	United Airlines	719.00					719.00						NLC Conference airfare
01/31/23	Pcard	United Airlines	788.45								788.45			NLC Conference airfare

CITY OF NORTHGLENN  
MAYOR / CITY COUNCIL  
2023 OPERATING EXPENDITURES

COUNCILPERSON

DATE	TYPE	VENDOR	TOTAL	Council Wide	Mayor Leighty	Witkovich/ Burns	Walker	Jaramillo	Brown/ Nowicki	Goff	Kondo	Lukeman- Hiromasa	Long/ Roper	Comment
01/31/23	Pcard	Colorado Municipal League	110.00								110.00			Legislative Workshop
01/31/23	Pcard	Southwest Airlines	189.47		189.47									NLC Conference airfare
01/31/23	Pcard	National League of Cities	650.00			650.00								NLC Conference registration
01/31/23	Pcard	United Airlines	719.00									719.00		NLC Conference airfare
01/31/23	Pcard	National League of Cities	780.00		780.00									NLC Conference registration
01/31/23	Pcard	National League of Cities	515.00								515.00			NLC Conference registration
01/31/23	Pcard	National League of Cities	650.00									650.00		NLC Conference registration
02/28/23	Pcard	National League of Cities	(550.00)			(550.00)								Witkovich not attending NLC refunded conference registration
02/28/23	Pcard	Colorado Municipal League	395.00							395.00				CML conference registration
02/28/23	Pcard	Colorado Municipal League	430.00									430.00		CML conference registration
02/28/23	Pcard	Colorado Municipal League	320.00				320.00							CML conference registration
02/28/23	Pcard	United Airlines	(968.65)			(968.65)								Witkovich not attending NLC refunded airfare
03/31/23	Pcard	Colorado Municipal League	450.00					450.00						CML conference registration
03/31/23	Pcard	Capital Burger	70.00								35.00	35.00		NLC conference meal
03/31/23	Pcard	M&S DC K Street	115.90		115.90									NLC conference meal
03/31/23	Pcard	Pour la France	21.75								21.75			NLC conference meal
03/31/23	Pcard	Lyft*2Rides 03-29	13.99		13.99									NLC conference transportation
03/31/23	Pcard	Lyft*5Rides 03-26	114.59		114.59									NLC conference transportation
03/31/23	Pcard	The Madison Fb	12.93											NLC conference meal
03/31/23	Pcard	Clydes of Georgetown	383.94					383.94						NLC conference group dinner
03/31/23	Pcard	Capital Burger	25.29								25.29			NLC conference meal
03/31/23	Pcard	Santa Rosa Taqueria	20.53		20.53									NLC conference food
03/31/23	Pcard	Marriott Marquis	2,073.69					2,073.69						NLC conference lodging
03/31/23	Pcard	Den Public Parking	75.00								75.00			NLC conference parking at DIA
03/31/23	Pcard	Clydes of Georgetown	389.94									389.94		NLC conference group dinner
03/31/23	Pcard	Uber Trip	22.36					14.94					7.42	NLC conference transportation
03/31/23	Pcard	Clydes of Georgetown	383.94		383.94									NLC conference group dinner
03/31/23	Pcard	Uber Trip	19.17					19.17						NLC conference transportation
03/31/23	Pcard	Clydes of Georgetown	113.72								113.72			NLC conference group dinner
03/31/23	Pcard	Marriott Marquis	20.62		20.62									NLC conference food
03/31/23	Pcard	Marriott Marquis	10.07		10.07									NLC conference food
03/31/23	Pcard	Colorado Municipal League	(295.00)									(295.00)		CML conference registration credit
03/31/23	Pcard	Gaylord Rockies Resort	286.38							286.38				CML conference lodging deposit
03/31/23	Pcard	Clydes of Georgetown	270.22								270.22			NLC conference group dinner
03/31/23	Pcard	Renaissance DC	29.00		29.00									NLC conference lodging
03/31/23	Pcard	Lyft*4Rides 03-27	66.44		66.44									NLC conference transportation
03/31/23	Pcard	Colorado Municipal League	395.00								395.00			CML Conference registration
03/31/23	Pcard	Colorado Municipal League	455.00						455.00					CML Conference registration
03/31/23	Pcard	Gaylord Rockies Resort	286.38						286.38					CML conference lodging deposit
03/31/23	Pcard	Uber Trip	22.24					22.24						NLC conference transportation
03/31/23	Pcard	Colorado Municipal League	450.00		450.00									CML conference registration
03/31/23	Pcard	Uber Trip	13.96					13.96						NLC conference transportation
03/31/23	Pcard	National League of Cities	195.00		195.00									NLC conference registration
03/31/23	Pcard	Old Ebbitt Grill	170.43		56.81						56.81	56.81		NLC conference meal
03/31/23	Pcard	Gaylord Rockies Resort	286.38								286.38			CML conference lodging deposit
03/31/23	Pcard	Uber Trip	6.72					6.72						NLC conference transportation
03/31/23	Pcard	National League of Cities	(130.00)		(130.00)									NLC conference registration credit
03/31/23	Pcard	Uber Trip	7.67											NLC conference transportation
03/31/23	Pcard	Hotels.com	2,461.41		2,461.41									NLC conference lodging
03/31/23	Pcard	Gaylord Rockies Resort	286.38									286.38		CML conference lodging deposit
03/31/23	Pcard	Gaylord Rockies Resort	286.38				286.38							CML conference lodging deposit
03/31/23	Pcard	Lyft*5Rides 03-28	77.29		77.29									NLC conference transportation
03/31/23	Pcard	Capbike 81 Ride	2.65		2.65									NLC conference transportation
04/13/23	Check	NLC Conference	1,689.43								1,689.43			NLC fall conference loding, food, travel
04/30/23	Pcard	National League of Cities	600.00									600.00		NLC Fall conference registration
04/30/23	Pcard	Manor Vail Lodge	587.82							587.82				CCC4A conference lodging
04/30/23	Pcard	Gaylord Rockies Resort	286.38		286.38									CML conference lodging deposit
04/30/23	Pcard	Gaylord Rockies Resort	286.38								286.38			CML conference lodging deposit
04/30/23	Pcard	National League of Cities	600.00					600.00						NLC Fall conference registration
04/30/23	Pcard	National League of Cities	600.00								600.00			NLC Fall conference registration
04/30/23	Pcard	The Madison Fb	17.06		17.06									NLC spring conference food
05/05/23	Check	Shannon Lukeman-Hiromasa	1,814.04									1,814.04		NLC March conference in Washington DC reimbursement
06/09/23	Check	Richard Kondo (Hiromi)	(812.30)								(812.30)			NLC March conference airfare reimbursement
06/28/23	Check	Jay Jaramillo	(719.00)					(719.00)						NLC March conference airfare reimbursement
06/30/23	Pcard	Gaylord Rockies Resort	569.76							569.76				CML conference lodging charge
06/30/23	Pcard	Gaylord Rockies Resort	16.82		16.82									CML conference food/snacks

CITY OF NORTHGLENN  
MAYOR / CITY COUNCIL  
2023 OPERATING EXPENDITURES

COUNCILPERSON

DATE	TYPE	VENDOR	TOTAL	Council Wide	Mayor Leighty	Witkovich/ Burns	Walker	Jaramillo	Brown/ Nowicki	Goff	Kondo	Lukeman- Hiromasa	Long/ Roper	Comment
06/30/23	Pcard	National League of Cities	600.00		600.00									NLC Fall conference registration
06/30/23	Pcard	Sticker Mule	132.00									132.00		CML Board election supplies
06/30/23	Pcard	Amazon	17.62									17.62		CML Board election supplies
06/30/23	Pcard	United Airlines	397.80									397.80		NLC Fall conference airfare
06/30/23	Pcard	Amazon	203.46									203.46		CML Board election supplies
06/30/23	Pcard	Scudder Press	130.50									130.50		CML Board election supplies
06/30/23	Pcard	Gaylord Rockies Resort	5.97		5.97									Coffee at CML
06/30/23	Pcard	Sticker Giant	109.51									109.51		CML Board election supplies
06/30/23	Pcard	4imprint	290.06									290.06		CML Board election supplies
06/30/23	Pcard	Gaylord Rockies Resort	733.76		733.76									CML conference lodging charge
06/30/23	Pcard	Gaylord Rockies Resort	323.32				323.32							CML conference lodging charge
06/30/23	Pcard	United Airlines	397.80					397.80						NLC Fall conference airfare
06/30/23	Pcard	United Airlines	397.80								397.80			NLC Fall conference airfare
06/30/23	Pcard	Amazon	30.14									30.14		CML Board election supplies
06/30/23	Pcard	Target	161.81									161.81		CML Board election supplies
06/30/23	Pcard	Amazon	34.64									34.64		CML Board election supplies
06/30/23	Pcard	Gaylord Rockies Resort	643.48								643.48			CML conference lodging charge
07/27/23	Check	Jay Jaramillo (Jerry)	969.01					969.01						CML conference reimbursement
07/31/23	Pcard	Gaylord Rockies Resort	1,577.09			157.71	315.42	315.42	315.42	157.71	157.71	157.70		Group dinner at CML conference
08/31/23	Pcard	National League of Cities	(500.00)		(500.00)									NLC Fall conference - refund not attending
09/07/23	Check	Shannon Lukeman-Hiromasa	852.19									852.19		CML conference lodging reimbursement
10/31/23	Pcard	Marriott Vail Mountain	88.82		88.82									Conference lodging
11/09/23	Check	Shannon Lukeman-Hiromasa	279.00									279.00		NLC conference in Atlanta per diem
11/09/23	Check	Richard Kondo	279.00								279.00			NLC conference in Atlanta per diem
11/30/23	Pcard	National League of Cities	125.00									125.00		WIMG luncheon Atlanta GA NLC conference
11/30/23	Pcard	National League of Cities	545.00						545.00					PPD - NLC conference registration Washington DC in March 2024
11/30/23	Pcard	National League of Cities	670.00							670.00				PPD - NLC conference registration Washington DC in March 2024
11/30/23	Pcard	National League of Cities	670.00			670.00								PPD - NLC conference registration Washington DC in March 2024
11/30/23	Pcard	Omni Hotels	(370.00)								(370.00)			NLC conference Atlanta GA
11/30/23	Pcard	National League of Cities	805.00									805.00		PPD -NLC conference registration Washington DC in March 2024
11/30/23	Pcard	Omni Hotels	(95.75)					(95.75)						NLC conference Atlanta GA
11/30/23	Pcard	Atl Centennial Park Online	1,288.24					1,288.24						NLC conference Atlanta GA lodging
11/30/23	Pcard	Omni Hotels	296.08					296.08						NLC conference Atlanta GA lodging
11/30/23	Pcard	Omni Hotels	296.08								296.08			NLC conference Atlanta GA lodging
11/30/23	Pcard	Atl Centennial Park Online	1,288.24								1,288.24			NLC conference Atlanta GA lodging
11/30/23	Pcard	Omni Hotels	(400.00)									(400.00)		NLC conference Atlanta GA
11/30/23	Pcard	Atl Centennial Park Online	1,288.24									1,288.24		NLC conference Atlanta GA lodging
11/30/23	Pcard	Omni Hotels	296.08									296.08		NLC conference Atlanta GA lodging
12/05/23	CR	Travel Reimbursement	(30.00)								(30.00)			Reimbursement Atlanta NLC conference
12/14/23	Check	NLC Conference	141.49								141.49			Travel expenses for NLC Atlanta conference
12/14/23	Check	NLC Conference	80.09					80.09						Travel expenses for NLC Atlanta conference
<b>Total Training/Registration</b>														
		<b>Actual</b>	<b>38,843.52</b>	-	<b>6,241.10</b>	<b>927.71</b>	<b>1,245.12</b>	<b>8,334.55</b>	<b>1,621.80</b>	<b>2,666.67</b>	<b>8,202.23</b>	<b>9,604.34</b>	-	
		<b>Budget</b>	<b>63,000.00</b>	-	<b>7,000.00</b>	<b>7,000.00</b>	<b>7,000.00</b>	<b>7,000.00</b>	<b>7,000.00</b>	<b>7,000.00</b>	<b>7,000.00</b>	<b>7,000.00</b>	<b>7,000.00</b>	
		<b>Variance</b>	<b>24,156.48</b>	-	<b>758.90</b>	<b>6,072.29</b>	<b>5,754.88</b>	<b>(1,334.55)</b>	<b>5,378.20</b>	<b>4,333.33</b>	<b>(1,202.23)</b>	<b>(2,604.34)</b>	<b>7,000.00</b>	
<b>62100 Office Supplies</b>														
03/31/23	Pcard	Amazon	4.34		4.34									Supplies for Mayor's Mingle
07/31/23	Pcard	Odp Bus Sol	43.75	43.75										Supplies
<b>Total Contingency</b>														
		<b>Actual</b>	<b>48.09</b>	<b>43.75</b>	<b>4.34</b>	-	-	-	-	-	-	-	-	
		<b>Budget</b>	<b>-</b>	<b>-</b>	<b>-</b>	<b>-</b>	<b>-</b>	<b>-</b>	<b>-</b>	<b>-</b>	<b>-</b>	<b>-</b>	<b>-</b>	
		<b>Variance</b>	<b>(48.09)</b>	<b>(43.75)</b>	<b>(4.34)</b>	<b>-</b>	<b>-</b>	<b>-</b>	<b>-</b>	<b>-</b>	<b>-</b>	<b>-</b>	<b>-</b>	
<b>62200 Technology Supplies</b>														
04/30/23	Pcard	Amazon	110.89	110.89										Black ink for printer in city council mailroom
<b>Total Office Supplies</b>														
		<b>Actual</b>	<b>110.89</b>	<b>110.89</b>	-	-	-	-	-	-	-	-	-	
		<b>Budget</b>	<b>-</b>	<b>-</b>	<b>-</b>	<b>-</b>	<b>-</b>	<b>-</b>	<b>-</b>	<b>-</b>	<b>-</b>	<b>-</b>	<b>-</b>	
		<b>Variance</b>	<b>(110.89)</b>	<b>(110.89)</b>	<b>-</b>	<b>-</b>	<b>-</b>	<b>-</b>	<b>-</b>	<b>-</b>	<b>-</b>	<b>-</b>	<b>-</b>	

CITY OF NORTHGLENN  
MAYOR / CITY COUNCIL  
2023 OPERATING EXPENDITURES

COUNCILPERSON

DATE	TYPE	VENDOR	TOTAL	Council	Mayor	Witkovich/	Brown/				Lukeman-	Long/	Comment		
				Wide	Leighty	Burns	Walker	Jaramillo	Nowicki	Goff	Kondo	Hiomasa		Roper	
<b>62300 Operating Supplies</b>															
01/31/23	Pcard	Amazon	61.91	61.91										City council snacks	
01/31/23	Pcard	Scudder Press	120.00											New business cards	
01/31/23	Pcard	Creative Awards	64.50			120.00								New Mayor Pro tem name badges	
01/31/23	Pcard	Serendipity Catering	385.19	385.19		64.50								Legislative dinner	
01/31/23	Pcard	Panera Bread	461.49	461.49										Breakfast for interviews with	
01/31/23	Pcard	Amazon	43.63	43.63										Supplies for legislative dinner	
01/31/23	Pcard	Amazon	(61.91)	(61.91)										City council snacks refunded - not arriving in time	
01/31/23	Pcard	Serendipity Catering	1,157.79	1,157.79										Legislative dinner	
02/15/23	Check	Absolute Graphics	224.55				224.55							Logo apparel	
02/23/23	Check	Absolute Graphics	50.53									50.53		Logo apparel	
02/23/23	Check	Absolute Graphics	39.73					39.73						Logo apparel	
02/23/23	Check	Absolute Graphics	27.60					27.60						Logo apparel	
02/23/23	Check	Absolute Graphics	48.55					48.55						Logo apparel	
02/28/23	Pcard	Creative Awards	32.25										32.25	Name badges	
02/28/23	Pcard	Serendipity Catering	320.00	320.00										Legislative dinner	
02/28/23	Pcard	Safeway	22.96	22.96										Fruit/cookies mtg on Feb 27	
02/28/23	Pcard	Cakes by Karen	78.00	78.00										Valentine cupcakes	
02/28/23	Pcard	Amazon	10.99		10.99									Hello name tags for Mayors Mingle March 18	
02/28/23	Pcard	Wal-Mart	63.03	63.03										Fuit/treats mtg on Feb 6 and valentine candy mtg on Feb 13	
02/28/23	Pcard	Primo Water	30.00	30.00										Water for general meeting use	
02/28/23	Pcard	Amazon	119.99						119.99					Winter logo jacket	
02/28/23	Pcard	Safeway	9.39	9.39										Fruit/cookies mtg on Feb 13	
02/28/23	Pcard	Jimmy Johns	97.00					48.50	48.50					Ward 2 community meeting food	
02/28/23	Pcard	Wal-Mart	93.82					46.91	46.91					Ward 2 community meeting food	
02/28/23	Pcard	Olive and Finch	308.04	308.04										Legislative breakfast	
02/28/23	Pcard	In Branded Image	13.00							13.00				Embroider logo	
02/28/23	Pcard	Amazon	25.99	25.99										Special valentines mtg on Feb 13	
03/31/23	Pcard	Terrys Florist	176.49	176.49										Going away flowers for Mayor Pro Tem Witkovich	
03/31/23	Pcard	Amazon	23.89	23.89										Glass water pitcher for council chambers	
03/31/23	Pcard	Office Depot	45.12	45.12										Coffee pods and supplies for Mayor Pro Tem Witkovich	
03/31/23	Pcard	Hobby Lobby	88.95	88.95										Going away gift for Mayor Pro Tem Witkovich	
03/31/23	Pcard	Safeway	35.54	35.54										Fruit and cookies meeting on March 13	
03/31/23	Pcard	Walgreens	84.05	84.05										City council meeting snacks	
03/31/23	Pcard	Qdoba	400.00	400.00										Study session diiner on March 6	
03/31/23	Pcard	Wal-Mart	32.46	32.46										Supplies for dinner meeting on March 15	
03/31/23	Pcard	Santiagos	146.00			73.00	73.00							Breakfast burritos for Ward 1 Community meeting	
03/31/23	Pcard	Panera Bread	180.43		180.43									Coffee and hot cocoa for Mingle with the Mayor	
03/31/23	Pcard	Primo Water	81.98	81.98										Water for general meeting use	
03/31/23	Pcard	Walgreens	68.73	68.73										Special easter candy for meeting on April 3	
03/31/23	Pcard	Santiagos	187.50		187.50									Breakfast burritos for Mingle with the Mayor	
03/31/23	Pcard	Scudder Press	120.00								120.00			New business cards	
03/31/23	Pcard	The UPS Store	191.86	191.86										Cost to mail frame and other memorabilia to Mayor Pro Tem Witkovich	
03/31/23	Pcard	Target	105.60	105.60										Special easter candy for meeting on April 3	
03/31/23	Pcard	Dominos	206.34	206.34										Dinner meeting for Ward 1 Council candidate interviews	
03/31/23	Pcard	Creative Awards	52.25									52.25		New name badges for Mayor Pro Tem	
04/30/23	Pcard	Saigon Basil	554.20									277.10	277.10	Ward 4 community meeting food	
04/30/23	Pcard	Parry's Pizza	311.23										155.62	155.62	Ward 3 community meeting food
04/30/23	Pcard	Serendipity Catering	333.13	333.13										Strategic Planning session food	
04/30/23	Pcard	Lizzies Axe Throwing	440.00	440.00										Strategic Planning session after session fun	
04/30/23	Pcard	Safeway	54.49	54.49										Fruit and cookies meeting on April 10	
04/30/23	Pcard	Scudder Press	106.00			106.00								Business cards	
04/30/23	Pcard	Adams Broomfield Bar Assoc	75.00								25.00		25.00	Law Day breakfast	
04/30/23	Pcard	Safeway	21.06	21.06										Fruit and cookies meeting on April 3	
04/30/23	Pcard	Panera Bread	103.58			51.79	51.79							Coffee for Ward 1 community meeting	
04/30/23	Pcard	Amazon	111.92	111.92										Notebooks and supplies for strategic planning session	
04/30/23	Pcard	Creative Awards	32.25			32.25								Name badges	
04/30/23	Pcard	Primo Water	32.57	32.57										Water for general meeting use	
04/30/23	Pcard	Amazon	22.50	22.50										Meeting snacks	
04/30/23	Pcard	Safeway	73.91	12.99								30.46	30.46	Fruit meeting on 4/24 and supplies for Ward 4 Community meeting	
04/30/23	Pcard	Imprint Logo	224.52	224.52										Stress relief hammers for Strategic Planning session	
05/24/23	Check	Absolute Graphics	174.92		139.20	35.72								Logo apparel	
05/24/23	Check	Absolute Graphics	247.09					126.45	43.66			76.98		Logo apparel	
05/24/23	Check	Absolute Graphics	40.55		40.55									Logo apparel	
05/24/23	Check	Absolute Graphics	42.13		24.38	17.75								Logo apparel	

CITY OF NORTHGLENN  
MAYOR / CITY COUNCIL  
2023 OPERATING EXPENDITURES

COUNCILPERSON

DATE	TYPE	VENDOR	TOTAL	Council	Mayor	Witkovich/	Brown/				Lukeman-	Long/	Comment			
				Wide	Leighty	Burns	Walker	Jaramillo	Nowicki	Goff	Kondo	Hiromasa		Roper		
05/24/23	Check	Absolute Graphics	691.59						228.23				68.70	211.34	Logo apparel	
05/24/23	Check	Absolute Graphics	32.42						14.67					17.75	Logo apparel	
05/31/23	Pcard	Serendipity Catering	1,183.26	1,183.26											Strategic Planning session catering expenses	
05/31/23	Pcard	Safeway	20.27	20.27											Fruit and cookies meeting on 5/8/23	
05/31/23	Pcard	Amazon	26.97	26.97											Strategic Planning session supplies	
05/31/23	Pcard	First Watch	62.67					31.33					31.34		Breakfast meeting Council members Kondo/Walker and CM Geyer	
05/31/23	Pcard	Amazon	35.84	35.84											Decaffeinated tera pods for city council meetings	
05/31/23	Pcard	Amazon	42.82	42.82											Strategic Planning session supplies	
05/31/23	Pcard	Safeway	22.49	22.49											Fruit and coffee supplies meeting on 5/22/23	
05/31/23	Pcard	Amazon	229.88	229.88											Strategic Planning Session supplies	
05/31/23	Pcard	Safeway	37.43	37.43											Fruit and snacks meeting for 5/1/23	
05/31/23	Pcard	Amazon	27.98	27.98											Strategic Planning Session supplies	
05/31/23	Pcard	Amazon	51.98	51.98											Strategic Planning Session supplies	
05/31/23	Pcard	Serendipity Catering	48.00	48.00											Strategic Planning session food balance	
05/31/23	Pcard	Party City	56.50	56.50											Strategic Planning session supplies	
05/31/23	Pcard	Primo Water	32.41	32.41											Water general meeting use	
05/31/23	Pcard	Amazon	14.99	14.99											Strategic Planning session supplies	
06/06/23	Check	DP Trading Inc	1,316.75	1,316.75											Logo lapel pins	
06/30/23	Pcard	Amazon	26.36	26.36											City council meeting snacks	
06/30/23	Pcard	Amazon	115.00			115.00									Construction boots	
06/30/23	Pcard	Sq *kona Ice	308.00			154.00	154.00								Ward 1 neighborhood nights at Central park	
06/30/23	Pcard	Sq *tankfoods	469.00					234.50	234.50						Ward 2 neighborhood nights at Wyco park	
06/30/23	Pcard	Primo Water	64.82	64.82											water for general meeting use	
06/30/23	Pcard	Safeway	11.98	11.98											Fruit and cookies meeting on June 12	
06/30/23	Pcard	El Mirador	22.89										22.89		Winning lunch	
06/30/23	Pcard	Amazon	19.39	19.39											City council meeting snacks	
06/30/23	Pcard	Sq *lucky Mary's	287.00												Ward 2 neighborhood nights at Wyco park	
06/30/23	Pcard	Sq *darleenz	490.00												Ward 1 neighborhood nights at Central park	
06/30/23	Pcard	Amazon	55.12	55.12											City council meeting snacks	
07/28/23	Check	Absolute Graphics	200.05		22.23	22.22	22.23	22.23	22.23	22.23	22.23	22.22			Public Works Accrediation polo shirts	
07/31/23	Pcard	Creative Awards	22.00												New name badges for Mayor Pro Tem	
07/31/23	Pcard	Tst *Los Dos Portillos	10.50										10.50		Lunch - WHEN Award event	
07/31/23	Pcard	First Watch	20.79				20.79								Breakfast meeting Burns/Geyer	
07/31/23	Pcard	Primo Water	32.93	32.93											Water for general meeting use	
07/31/23	Pcard	First Watch	41.47												Breakfast meeting Burns/Kondo/Geyer	
07/31/23	Pcard	Wal-Mart	29.39	29.39											Fruit and cookies meeting on 7/24/23	
07/31/23	Pcard	Primo Water	32.93	32.93											Water for general meeting use	
07/31/23	Pcard	Wal-Mart	69.34	69.34											Fruit; cookies; veggies for meeting on 7/10/23	
07/31/23	Pcard	Safeway	11.98	11.98											Fruit and cookies meeting on 7/17/23	
08/31/23	Pcard	Los Dos Express	14.00							14.00					Ward 3 Neighborhood Nights food truck	
08/31/23	Pcard	Los Dos Express	7.00							7.00					Ward 3 Neighborhood Nights food truck	
08/31/23	Pcard	Los Dos Express	7.00										7.00		Ward 3 Neighborhood Nights food truck	
08/31/23	Pcard	Los Dos Express	7.00										7.00		Ward 3 Neighborhood Nights food truck	
08/31/23	Pcard	Los Dos Express	7.00										7.00		Ward 3 Neighborhood Nights food truck	
08/31/23	Pcard	Los Dos Express	14.00										14.00		Ward 3 Neighborhood Nights food truck	
08/31/23	Pcard	Los Dos Express	28.00										14.00		Ward 3 Neighborhood Nights food truck	
08/31/23	Pcard	First Watch	28.70				28.70								Breakfast meeting with Heather Geyer	
08/31/23	Pcard	Target	14.85	14.85											Meeting snacks for meeting on August 14	
08/31/23	Pcard	Primo Water	65.85	65.85											Water for general meeting use	
08/31/23	Pcard	Los Dos Express	7.00							7.00					Ward 3 Neighborhood Nights food truck	
08/31/23	Pcard	Safeway	6.99	6.99											Fruit for meeting on July 31	
08/31/23	Pcard	Los Dos Express	7.00							7.00					Ward 3 Neighborhood Nights food truck	
08/31/23	Pcard	Wal-Mart	26.31	26.31											Meeting snacks for meeting on August 28	
08/31/23	Pcard	Los Dos Express	7.00										7.00		Ward 3 Neighborhood Nights food truck	
08/31/23	Pcard	Serendipity Catering	1,026.28	1,026.28											Legislative dinner catering	
08/31/23	Pcard	Los Dos Express	14.00										14.00		Ward 3 Neighborhood Nights food truck	
08/31/23	Pcard	Los Dos Express	28.00										14.00		Ward 3 Neighborhood Nights food truck	
08/31/23	Pcard	Los Dos Express	7.00										7.00		Ward 3 Neighborhood Nights food truck	
08/31/23	Pcard	Los Dos Express	14.00										14.00		Ward 3 Neighborhood Nights food truck	
08/31/23	Pcard	Kona Ice	455.00											227.50	227.50	Ward 4 Neighborhood Nights food truck
08/31/23	Pcard	Los Dos Express	14.00										14.00		Ward 3 Neighborhood Nights food truck	
08/31/23	Pcard	Los Dos Express	7.00										7.00		Ward 3 Neighborhood Nights food truck	
08/31/23	Pcard	Kona Ice	343.00				171.50	171.50							Ward 1 Neighborhood Nights food truck	
08/31/23	Pcard	Los Dos Express	7.00												Ward 3 Neighborhood Nights food truck	

CITY OF NORTHGLENN  
MAYOR / CITY COUNCIL  
2023 OPERATING EXPENDITURES

COUNCILPERSON

DATE	TYPE	VENDOR	TOTAL	Council	Mayor	Witkovich/	Brown/			Lukeman-	Long/	Comment	
				Wide	Leighty	Burns	Walker	Jaramillo	Nowicki	Goff	Kondo		Hiomasa
08/31/23	Pcard	Wal-Mart	51.61	51.61								Meeting snacks for August 21 meeting	
08/31/23	Pcard	Los Dos Express	7.00						7.00			Ward 3 Neighborhood Nights food truck	
08/31/23	Pcard	Los Dos Express	7.00						7.00			Ward 3 Neighborhood Nights food truck	
08/31/23	Pcard	Los Dos Express	7.00						7.00			Ward 3 Neighborhood Nights food truck	
08/31/23	Pcard	Los Dos Express	14.00						14.00			Ward 3 Neighborhood Nights food truck	
08/31/23	Pcard	Fanwich	707.00							353.50	353.50	Ward 4 Neighborhood Nights food truck	
08/31/23	Pcard	Los Dos Express	7.00						7.00			Ward 3 Neighborhood Nights food truck	
08/31/23	Pcard	Los Dos Express	7.00						7.00			Ward 3 Neighborhood Nights food truck	
09/30/23	Pcard	Primo Water	32.93	32.93						7.00		Water for general meeting use	
09/30/23	Pcard	Subway	240.64				120.32	120.32				Ward 2 community meeting food	
09/30/23	Pcard	Amazon	61.15		61.15							Mingle with the Mayor individual cookies	
09/30/23	Pcard	Wal-Mart	19.48				9.74	9.74				Ward 2 community meeting food	
09/30/23	Pcard	Parry's Pizza	371.85		371.85							Mingle with the Mayor meeting pizza	
09/30/23	Pcard	El Mirador	21.99				21.99					Lunch meeting	
09/30/23	Pcard	Amazon	47.12		47.12							Mingle with the Mayor individual cookies	
09/30/23	Pcard	Amazon	116.84	116.84								Supplies for legislative dinner on Dec. 12	
09/30/23	Pcard	C's Grubhub	100.00	100.00								Gift for Council member Burns birth of new baby	
09/30/23	Pcard	Safeway	19.57	19.57								Meeting snacks and supplies	
09/30/23	Pcard	Primo Water	32.93	32.93								Water for general meeting use	
09/30/23	Pcard	Safeway	10.99	10.99								Fruit for meeting on September 25	
09/30/23	Pcard	Target	10.99	10.99								Fruit leather for city council meetings	
10/31/23	Check	Absolute Graphics	29.88						29.88			Logo apparel	
10/31/23	Check	Absolute Graphics	32.87						32.87			Logo apparel	
10/31/23	Pcard	Wal-Mart	21.77	21.77								Fruit and cookies meeting on October 9	
10/31/23	Pcard	Wal-Mart	97.35	58.39							19.48	19.48	Supplies for Ward 4 community meeting and meeting snacks
10/31/23	Pcard	Amazon	30.48	30.48									Beef jerky/candy for study session meetings
10/31/23	Pcard	Amazon	30.14	30.14									Candy bars for study session meetings
10/31/23	Pcard	First Watch	26.01						26.01				Breakfast meeting with Heather Geyer
10/31/23	Pcard	Primo Water	35.50	35.50									Water general meeting use
10/31/23	Pcard	Amazon	44.97	44.97									M&M candy for city council study session meetings
10/31/23	Pcard	El Mirador	171.76						85.88	85.88			Breakfast burritos for community ward meeting
10/31/23	Pcard	Amazon	14.13	14.13									Candy for city council study session meetings
10/31/23	Pcard	Amazon	23.22	23.22									Candy for city council study session meetings
10/31/23	Pcard	Wal-Mart	73.64						36.82	36.82			Juice and pastry for ward 3 community meeting
10/31/23	Pcard	Safeway	32.47	32.47									Salty snacks for city council study session meetings
10/31/23	Pcard	Amazon	15.99	15.99									Candy bars for study session meetings
10/31/23	Pcard	Jimmy Johns	298.48							149.24	149.24		Sandwiches for community ward meeting
10/31/23	Pcard	Primo Water	35.50	35.50									Water for general meeting use
11/30/23	Pcard	Walgreens	57.46					28.73				28.73	Pictures for outgoing council members
11/30/23	Pcard	Tlf debbees Garden Flora	623.84	623.84									Flowers for Heather Geyer; Outgoing City Council; Legislative Dinner
11/30/23	Pcard	Amazon	16.99	16.99									Nice paper for Legislative Dinner Agenda
11/30/23	Pcard	Amazon	195.76	195.76									Fun and Festive supplies for council meeting on 12/18/23
11/30/23	Pcard	Creative Awards	39.00					19.50				19.50	Name badges
11/30/23	Pcard	Dollar Tree	50.00	50.00									Supplies for Council Orientation event
11/30/23	Pcard	Amazon	41.67	41.67									Plastic tablecloths for Fun and Festive council meeting on 12/18/23
11/30/23	Pcard	Amazon	(47.60)	(47.60)									Refund for expensive candy
11/30/23	Pcard	Wal-Mart	35.18	35.18									Fruit and cookies for meeting on 11/13/23
11/30/23	Pcard	First Watch	42.59						21.30	21.29			Breakfast meeting with Heather Geyer
11/30/23	Pcard	Primo Water	35.51	35.51									Water for general meeting use
12/11/23	CR	Tax reimbursement	(2.62)	(2.62)									Tax was charged so reimbursed for amount charged
12/14/23	Check	Petty Cash	43.12	43.12									Fruit and cookies for city council meeting
12/31/23	Pcard	Primo Water	35.51	35.51									Water for general meeting use
12/31/23	Pcard	Joann Stores	9.00	9.00									Legislative Dinner supplies
12/31/23	Pcard	Office Depot	20.79	20.79									Legislative Dinner cardstock for agenda
12/31/23	Pcard	Serendipity Catering	691.52	691.52									Balance owed for the December Legislative Dinner
12/31/23	Pcard	Hobby Lobby	158.98					79.49				79.49	Outgoing city council pictures
12/31/23	Pcard	Amazon	235.96	235.96									Pickleball paddles with 4 balls
12/31/23	Pcard	Amazon	41.67	41.67									Meeting supplies for festive Council orientation mtg
12/31/23	Pcard	Amazon	83.89	83.89									Holiday food items for Mayor; City Council
12/31/23	Pcard	Scudder Press	240.00	240.00									NLC information one-page document
12/31/23	Pcard	Wal-Mart	14.94	14.94									Holiday bags that were used for holiday candy
12/31/23	Pcard	First Watch	37.28						18.64			18.64	Breakfast meeting with Heather Geyer
12/31/23	Pcard	Dollar Tree	32.40	32.40									Supplies for Council orientation festive meetings
12/31/23	Pcard	Caferio	330.15	330.15									Council orientation dinner meeting
12/31/23	Pcard	Creative Awards	64.50					32.25				32.25	Name badges for new elected council members
12/31/23	Pcard	Amazon credit voucher	(13.89)	(13.89)									Returned supplies that didn't get used for festive Council Orientation mtg



CITY OF NORTHGLENN  
MAYOR / CITY COUNCIL  
2023 OPERATING EXPENDITURES

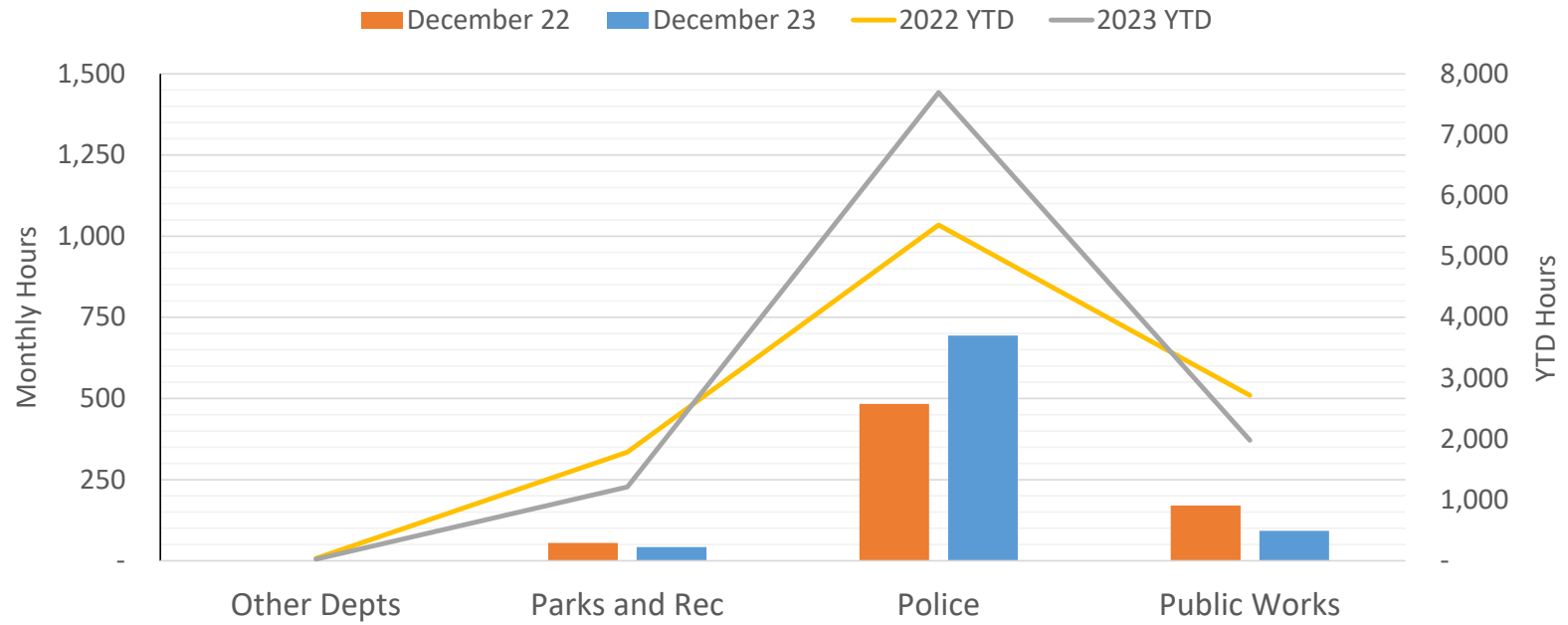
COUNCILPERSON

DATE	TYPE	VENDOR	TOTAL	Council	Mayor	Witkovich/	Brown/			Lukeman-	Long/	Comment	
				Wide	Leighty	Burns	Walker	Jaramillo	Nowicki	Goff	Kondo		Hiromas
12/31/23	Pcard	Amazon credit voucher	(89.98)	(89.98)								Returned supplies that didn't get used for festive Council Orientation mtg	
12/31/23	Pcard	Amazon credit voucher	(21.99)	(21.99)								Returned supplies that didn't get used for festive Council Orientation mtg	
12/31/23	Pcard	Amazon credit voucher	(16.99)	(16.99)								Amazon canceled cardstock needed for Legislative dinner agenda	
12/31/23	Pcard	Amazon credit voucher	(14.95)	(14.95)								Returned supplies that didn't get used for festive Council Orientation mtg	
12/31/23	Pcard	Amazon credit voucher	(27.78)	(27.78)								Returned supplies that didn't get used for festive Council Orientation mtg	
12/31/23	Pcard	Amazon credit voucher	(13.99)	(13.99)								Amazon canceled table runners needed for Legislative dinner	
12/31/23	Pcard	Amazon credit voucher	(43.90)	(43.90)								Returned supplies that didn't get used for festive Council Orientation mtg	
12/31/23	Pcard	Caferio credit voucher	(330.15)	(330.15)								Council orientation dinner meeting was canceled	
<b>Total Dues/Fees</b>													
<b>Actual</b>			<b>23,011.35</b>	<b>13,214.27</b>	<b>1,085.40</b>	<b>1,278.96</b>	<b>1,483.63</b>	<b>647.69</b>	<b>1,145.64</b>	<b>440.55</b>	<b>723.20</b>	<b>1,626.12</b>	<b>1,365.89</b>
<b>Budget</b>			<b>10,200.00</b>	<b>10,200.00</b>	<b>-</b>	<b>-</b>	<b>-</b>	<b>-</b>	<b>-</b>	<b>-</b>	<b>-</b>	<b>-</b>	<b>-</b>
<b>Variance</b>			<b>(12,811.35)</b>	<b>(3,014.27)</b>	<b>(1,085.40)</b>	<b>(1,278.96)</b>	<b>(1,483.63)</b>	<b>(647.69)</b>	<b>(1,145.64)</b>	<b>(440.55)</b>	<b>(723.20)</b>	<b>(1,626.12)</b>	<b>(1,365.89)</b>
<b>63200 Capital Equipment</b>													
<b>Total Dues/Fees</b>													
<b>Actual</b>			<b>-</b>	<b>-</b>	<b>-</b>	<b>-</b>	<b>-</b>	<b>-</b>	<b>-</b>	<b>-</b>	<b>-</b>	<b>-</b>	<b>-</b>
<b>Budget</b>			<b>-</b>	<b>-</b>	<b>-</b>	<b>-</b>	<b>-</b>	<b>-</b>	<b>-</b>	<b>-</b>	<b>-</b>	<b>-</b>	<b>-</b>
<b>Variance</b>			<b>-</b>	<b>-</b>	<b>-</b>	<b>-</b>	<b>-</b>	<b>-</b>	<b>-</b>	<b>-</b>	<b>-</b>	<b>-</b>	<b>-</b>
<b>68100 Dues/Fees</b>													
01/03/23	Check	United States Conference of Mayors	3,489.00	3,489.00									Membership dues
01/03/23	Check	Colorado Municipal League	21,097.00	21,097.00									Membership dues
01/05/23	Check	Adams County Education Consortium	850.00	850.00									Membership dues
01/12/23	Check	Civic Results	3,931.79	3,931.79									Membership dues
01/30/23	Check	Colorado Communities for Climate Action	5,000.00	5,000.00									Membership dues
01/30/23	Check	City of Westminster	1,512.00	1,512.00									Membership dues
02/03/23	Check	Denver Regional Council of Governments	4,300.00	4,300.00									Membership dues
02/03/23	Check	Adams County Youth Initiative	5,000.00	5,000.00									Membership dues
03/10/23	Check	Regional Air Quality Council	3,400.00	3,400.00									Membership dues
07/14/23	Check	Adams County Regional Economic Partnership	10,000.00	10,000.00									Membership dues
10/11/23	Check	Denver Regional Council of Governments	8,900.00	8,900.00									Membership dues
11/30/23	Pcard	National League of Cities	3,722.00	3,722.00									Membership dues
12/31/23	Check	Adams County Finance	16,481.88	16,481.88									Membership dues
<b>Total Dues/Fees</b>													
<b>Actual</b>			<b>87,683.67</b>	<b>87,683.67</b>	<b>-</b>	<b>-</b>	<b>-</b>	<b>-</b>	<b>-</b>	<b>-</b>	<b>-</b>	<b>-</b>	<b>-</b>
<b>Budget</b>			<b>79,136.00</b>	<b>79,136.00</b>	<b>-</b>	<b>-</b>	<b>-</b>	<b>-</b>	<b>-</b>	<b>-</b>	<b>-</b>	<b>-</b>	<b>-</b>
<b>Variance</b>			<b>(8,547.67)</b>	<b>(8,547.67)</b>	<b>-</b>	<b>-</b>	<b>-</b>	<b>-</b>	<b>-</b>	<b>-</b>	<b>-</b>	<b>-</b>	<b>-</b>
<b>68200 Grants/Donations</b>													
02/27/23	Check	Westminster 7:10 Rotary Club Foundation	7,500.00	7,500.00									Dolly Parton Imagination Library contribution
03/10/23	Check	Northglenn Arts and Humanities	75,092.00	75,092.00									Per capita funding
04/30/23	Pcard	Paypal	255.58	255.58									OAF funding
04/30/23	Pcard	Paypal	255.58	255.58									OAF funding
04/30/23	Pcard	Casa of Adams	2,500.00	2,500.00									OAF funding
04/30/23	Pcard	Py food for Hope	1,031.13	1,031.13									OAF funding
04/30/23	Pcard	Almost Home	1,036.58	1,036.58									OAF funding
04/30/23	Pcard	Almost Home	70.00	70.00									OAF funding
05/04/23	Check	Northglenn Historic Preservation	5,000.00	5,000.00									Stonehocker House
06/15/23	Check	Five Star Classic Sponsorship	1,750.00	1,750.00									OAF funding
07/31/23	Pcard	Casa of Adams	2,500.00	2,500.00									OAF funding
07/31/23	Pcard	Coloradogives.Org	2,599.75	2,599.75									OAF funding
08/03/23	Check	School District 12	100.00	100.00									OAF funding
09/30/23	Pcard	Paypal	300.00	300.00									OAF funding
09/30/23	Pcard	Co Arvada Accts Rec	1,500.00	1,500.00									OAF funding
12/31/23	Check	G2 Construction	19,550.00	19,550.00									OAF funding
<b>Total Grants/Donations</b>													
<b>Actual</b>			<b>121,040.62</b>	<b>121,040.62</b>	<b>-</b>	<b>-</b>	<b>-</b>	<b>-</b>	<b>-</b>	<b>-</b>	<b>-</b>	<b>-</b>	<b>-</b>
<b>Budget</b>			<b>146,169.00</b>	<b>146,169.00</b>	<b>-</b>	<b>-</b>	<b>-</b>	<b>-</b>	<b>-</b>	<b>-</b>	<b>-</b>	<b>-</b>	<b>-</b>
<b>Variance</b>			<b>25,128.38</b>	<b>25,128.38</b>	<b>-</b>	<b>-</b>	<b>-</b>	<b>-</b>	<b>-</b>	<b>-</b>	<b>-</b>	<b>-</b>	<b>-</b>

COUNCILPERSON

DATE	TYPE	VENDOR	TOTAL	Council	Mayor	Witkovich/	Brown/			Lukeman-	Long/	Comment	
				Wide	Leighty	Burns	Walker	Jaramillo	Nowicki	Goff	Kondo		Hiomasa
<b>68900 Contingency</b>													
Total Contingency													
Actual			-	-	-	-	-	-	-	-	-	-	
Budget			50,000.00	50,000.00	-	-	-	-	-	-	-	-	
Variance			50,000.00	50,000.00	-	-	-	-	-	-	-	-	
<b>General Fund 10 Totals</b>													
Actual			690,579.03	611,326.56	20,865.76	3,889.35	4,411.43	10,981.77	4,766.97	5,756.12	11,574.31	13,435.66	3,571.10
Budget			690,590.00	627,590.00	7,000.00	7,000.00	7,000.00	7,000.00	7,000.00	7,000.00	7,000.00	7,000.00	7,000.00
Variance			169.95	16,418.08	(13,861.42)	3,110.65	2,588.57	(3,981.77)	2,233.03	1,243.88	(4,574.31)	(6,435.66)	3,428.90
<b>Water Fund 50</b>													
<b>61100 Professional Services</b>													
02/09/23	Check	Hoffmann, Parker, Wilson, & Carberry PC	164.00	164.00									City Attorney fee for January 2023
02/21/23	Check	Kaplan Kirsch & Rockwell	3,120.00	3,120.00									EPA Notice of valuation attorney fees
02/21/23	Check	Kaplan Kirsch & Rockwell	665.00	665.00									EPA Notice of valuation attorney fees
03/10/23	Check	Hoffmann, Parker, Wilson, & Carberry PC	287.50	287.50									City Attorney fee for February 2023
03/15/23	Check	Kaplan Kirsch & Rockwell	285.00	285.00									EPA Notice of valuation attorney fees
03/15/23	Check	Kaplan Kirsch & Rockwell	7,872.50	7,872.50									EPA Notice of valuation attorney fees
04/10/23	Check	Hoffmann, Parker, Wilson, & Carberry PC	621.83	621.83									City Attorney fee for March 2023
04/13/23	Check	Kaplan Kirsch & Rockwell	142.50	142.50									EPA Notice of valuation attorney fees
04/13/23	Check	Kaplan Kirsch & Rockwell	7,277.50	7,277.50									EPA Notice of valuation attorney fees
05/09/23	Check	Hoffmann, Parker, Wilson, & Carberry PC	61.50	61.50									City Attorney fee for April 2023
05/16/23	Check	Kaplan Kirsch & Rockwell	237.50	237.50									EPA Notice of valuation attorney fees
05/16/23	Check	Kaplan Kirsch & Rockwell	1,790.00	1,790.00									EPA Notice of valuation attorney fees
06/09/23	Check	Hoffmann, Parker, Wilson, & Carberry PC	143.50	143.50									City Attorney fee for May 2023
06/14/23	Check	Kaplan Kirsch & Rockwell	700.00	700.00									EPA Notice of valuation attorney fees
06/14/23	Check	Kaplan Kirsch & Rockwell	285.00	285.00									EPA Notice of valuation attorney fees
07/13/23	Check	Hoffmann, Parker, Wilson, & Carberry PC	102.50	102.50									City Attorney fee for June 2023
07/14/23	Check	Kaplan Kirsch & Rockwell	47.50	47.50									EPA Notice of valuation attorney fees
07/14/23	Check	Kaplan Kirsch & Rockwell	95.00	95.00									EPA Notice of valuation attorney fees
08/18/23	Check	Hoffmann, Parker, Wilson, & Carberry PC	2,644.91	2,644.91									City Attorney fee for July 2023
08/18/23	Check	Kaplan Kirsch & Rockwell	237.50	237.50									EPA Notice of valuation attorney fees
09/12/23	Check	Hoffmann, Parker, Wilson, & Carberry PC	1,369.17	1,369.17									City Attorney fee for August 2023
09/15/23	Check	Kaplan Kirsch & Rockwell	95.00	95.00									EPA Notice of valuation attorney fees
10/19/23	Check	Kaplan Kirsch & Rockwell	95.00	95.00									EPA Notice of valuation attorney fees
11/07/23	Check	Hoffmann, Parker, Wilson, & Carberry PC	5,470.59	5,470.59									City Attorney fee for October 2023
11/17/23	Check	Kaplan Kirsch & Rockwell	47.50	47.50									EPA Notice of valuation attorney fees
12/12/23	Check	Hoffmann, Parker, Wilson, & Carberry PC	3,181.48	3,181.48									City Attorney fee for November 2023
12/14/23	Check	Kaplan Kirsch & Rockwell	6,465.00	6,465.00									EPA Notice of valuation attorney fees
12/20/23	Check	Kaplan Kirsch & Rockwell	380.00	380.00									EPA Notice of valuation attorney fees
<b>Total Professional Services</b>													
Actual			43,884.48	43,884.48	-	-	-	-	-	-	-	-	-
Budget			30,000.00	30,000.00	-	-	-	-	-	-	-	-	-
Variance			(13,884.48)	(13,884.48)	-	-	-	-	-	-	-	-	-

### OVERTIME - DECEMBER 2023



CITY OF NORTHGLENN  
Capital Improvement Program

Project Description	2023 Adopted Budget	YTD December 2023 Actuals							Funding Source
		YTD Expenditures	Amount Remaining	2024 Estimate	2025 Estimate	2026 Estimate	2027 Estimate	5-Year Total	
<b>CONSERVATION TRUST FUND</b>									
Greenway Trail Replacement	\$ 125,195	\$ 61,466	\$ 63,729	\$ 75,000	\$ 75,000	\$ 75,000	\$ 100,000	\$ 450,195	CTF
Ballfield Improvements	100,000	9,772	90,228	-	-	-	-	100,000	CTF
Sensory Playground Repair	250,000	250,000	-	-	-	-	-	250,000	CTF
Jaycee Ballfield Lights	220,000	214,929	5,071	-	-	-	-	220,000	CTF
Playground Equipment Replacement	250,000	-	250,000	250,000	100,000	100,000	100,000	800,000	CTF
Bocce Ball Court	10,000	-	10,000	-	-	-	-	10,000	CTF
Pavilion/Shelter Replacement	220,000	38,318	181,682	-	-	-	-	220,000	CTF
Skatepark Maintenance	75,000	62,323	12,677	-	-	-	-	75,000	CTF
Winburn Ponds Aeration	10,000	-	10,000	-	-	-	-	10,000	CTF
Comprehensive Park & Trail Signage	30,000	-	30,000	-	-	-	-	30,000	CTF
Tunnel & Skatepark Safety Impr	-	964	(964)	-	-	-	-	-	CTF
<b>Total</b>	<b>\$ 1,290,195</b>	<b>\$ 637,772</b>	<b>\$ 652,423</b>	<b>\$ 325,000</b>	<b>\$ 175,000</b>	<b>\$ 175,000</b>	<b>\$ 200,000</b>	<b>\$ 2,165,195</b>	

CITY OF NORTHGLENN  
Capital Improvement Program

Project Description	2023 Adopted Budget	YTD December 2023 Actuals		2024 Estimate	2025 Estimate	2026 Estimate	2027 Estimate	5-Year Total	Funding Source
		YTD Expenditures	Amount Remaining						
<b>CDBG FUND</b>									
Pedestrian Mobility	\$ -	\$ -	\$ -	\$ -	\$ -	\$ -	\$ -	\$ -	CDBG
<b>Total</b>	<b>\$ -</b>	<b>\$ -</b>	<b>\$ -</b>	<b>\$ -</b>	<b>\$ -</b>	<b>\$ -</b>	<b>\$ -</b>	<b>\$ -</b>	

CITY OF NORTHGLENN  
Capital Improvement Program

Project Description	2023 Adopted Budget	YTD December 2023 Actuals		2024 Estimate	2025 Estimate	2026 Estimate	2027 Estimate	5-Year Total	Funding Source
		YTD Expenditures	Amount Remaining						
<b>CAPITAL PROJECTS FUND</b>									
City-Wide Fence	\$ 170,000	\$ 147,419	\$ 22,581	\$ -	\$ -	\$ -	\$ -	\$ 170,000	ADCOO
ADCO Sensory Park Playground	475,000	449,961	25,039	-	-	-	-	475,000	ADCOO / GRANT
Emergency Park Repairs	25,000	1,390	23,610	25,000	25,000	25,000	25,000	125,000	ADCOO
Jaycee Ballfield	179,000	178,565	435	-	-	-	-	179,000	GRANT
Parks Storage Facility	715,000	3,658	711,342	-	-	-	-	715,000	GENERAL
NWOS Bridge Design	100,000	7,495	92,505	-	-	-	-	100,000	GENERAL
Tennis Court Repair	780,956	626,505	154,451	-	-	-	-	780,956	ADCOO
ADCO Wyco Tennis Court	300,000	280,535	19,465	-	-	-	-	300,000	GRANT
Rotary Park Enhancements	27,000	33,730	(6,730)	-	-	-	-	27,000	GRANT
Justice Center West Park	1,636,399	3,488	1,632,911	-	-	-	-	1,636,399	ADCOO / GRANT
Playground Equipment Replacement	350,001	-	350,001	-	-	-	-	350,001	ADCOO
Playground Equipment Replacement	250,000	-	250,000	-	-	-	-	250,000	GRANT
E.B. Rains Renovation	2,100,000	26,405	2,073,595	-	-	-	-	2,100,000	ADCOO / GRANT
E.B. Rains Fence	80,000	49,464	30,536	-	-	-	-	80,000	ADCOO
Kiwanis Pool Repairs	2,710,454	950,500	1,759,954	-	-	-	-	2,710,454	ADCOO / GRANT
Croke Reservoir Improvements	103,754	120,278	(16,524)	-	-	-	-	103,754	ADCOO / GRANT
Aquatic Adventure Course	-	185,155	(185,155)	-	-	-	-	-	ADCOO / GRANT
Traffic Signal Wraps	-	-	-	50,000	-	-	-	50,000	ADCOO
Residential Street Program	1,925,160	1,316,611	608,549	950,000	950,000	950,000	950,000	5,725,160	ADCOT
Traffic Signal Program	360,787	-	360,787	400,000	400,000	400,000	400,000	1,960,787	ADCOT / GENERAL
Concrete Program	113,804	74,442	39,362	100,000	100,000	100,000	100,000	513,804	ADCOT
120th Ave Widening	7,884,680	6,667,350	1,217,330	-	-	-	-	7,884,680	4.000 MILLS
120th Ave Widening	8,452,259	8,452,259	-	-	-	-	-	8,452,259	GRANT
School Zone Safety	555,950	4,491	551,459	50,000	200,000	50,000	200,000	1,055,950	GENERAL
Civic Center Master Plan	17,322	17,321	1	-	-	-	-	17,322	DEBT PROCEEDS
Parking Lot Repairs	400,000	-	400,000	200,000	200,000	200,000	200,000	1,200,000	GENERAL
Traffic Calming	849,079	378,124	470,955	500,000	250,000	500,000	250,000	2,349,079	ADCOT
Community Center Dr Bridge	611,310	77,447	533,863	-	-	-	-	611,310	GENERAL / GRANT
Civic Center Master Plan Ph2-City Hall	32,819,550	13,643,789	19,175,761	-	-	-	-	32,819,550	1/2% / MJ / GENERAL
Connect Northglenn Striping	743,512	381,025	362,487	-	-	-	-	743,512	ADCOT / GRANT
Major Arterial Rehabilitation	650,000	492,688	157,312	-	-	-	-	650,000	4.000 MILLS
RTD Path Lighting	198,522	23,765	174,757	-	-	-	-	198,522	GENERAL
Facilities Building - M&O	850,122	85,596	764,526	-	-	-	-	850,122	1/2%
Bridge Rail Replacement	303,970	-	303,970	-	-	-	-	303,970	GENERAL
Entryway Signs	533,024	-	533,024	-	-	-	-	533,024	GENERAL
Civic Center Master Plan Ph2-Site Work	2,730,115	659,517	2,070,598	-	-	-	-	2,730,115	GENERAL
Citywide Street Lighting	125,000	66,140	58,860	-	-	-	-	125,000	GENERAL
I-25 Pedestrian Bridge Assessment	50,000	-	50,000	-	-	-	-	50,000	GENERAL
Transportation Master Plan	300,000	-	300,000	-	-	-	-	300,000	GENERAL
Civic Center COP Debt	2,667,300	2,669,300	(2,000)	2,671,550	2,672,050	2,668,800	2,671,800	13,351,500	1/2%, MJ, GENERAL
Justice Center COP Debt	1,468,519	1,468,518	1	1,468,269	1,466,019	1,466,769	1,465,269	7,334,845	1/2%
<b>Total</b>	<b>\$ 74,612,549</b>	<b>\$ 39,542,931</b>	<b>\$ 35,069,618</b>	<b>\$ 6,414,819</b>	<b>\$ 6,263,069</b>	<b>\$ 6,360,569</b>	<b>\$ 6,262,069</b>	<b>\$ 99,913,075</b>	

CITY OF NORTHGLENN  
Capital Improvement Program

Project Description	2023 Adopted Budget	YTD December 2023 Actuals		2024 Estimate	2025 Estimate	2026 Estimate	2027 Estimate	5-Year Total	Funding Source
		YTD Expenditures	Amount Remaining						
<b><u>WATER FUND</u></b>									
Water Line Replacement	\$ 382,752	\$ 41,360	\$ 341,392	\$ 100,000	\$ 100,000	\$ 100,000	\$ 100,000	\$ 782,752	WF
Standley Lake Pipeline	200,000	200,000	-	200,000	200,000	200,000	200,000	1,000,000	WF
Waste Handling Improvements	4,607,071	4,169,973	437,098	-	-	-	-	4,607,071	WF
Bull Reservoir Pump Replacement	147,063	94,934	52,129	-	-	-	-	147,063	WF
Automated Filter Backwash	1,100,000	52,253	1,047,747	-	-	-	-	1,100,000	GRANT
Huron St Waterline	1,622,208	1,131,553	490,655	-	-	-	-	1,622,208	GRANT
FHL Flume Webster Lake	85,000	2,950	82,050	-	-	-	-	85,000	WF
WTP Rehabilitation	400,000	-	400,000	400,000	250,000	250,000	250,000	1,550,000	WF
<b>Total</b>	<b>\$ 8,544,094</b>	<b>\$ 5,693,023</b>	<b>\$ 2,851,071</b>	<b>\$ 700,000</b>	<b>\$ 550,000</b>	<b>\$ 550,000</b>	<b>\$ 550,000</b>	<b>\$ 10,894,094</b>	

CITY OF NORTHGLENN  
Capital Improvement Program

Project Description	2023 Adopted Budget	YTD December 2023 Actuals		2024 Estimate	2025 Estimate	2026 Estimate	2027 Estimate	5-Year Total	Funding Source
		YTD Expenditures	Amount Remaining						
<b>WASTEWATER FUND</b>									
Odor Control Improvements	\$ 1,994,915	\$ 1,989,493	\$ 5,422	\$ -	\$ -	\$ 250,000	\$ 250,000	\$ 2,494,915	WWF
Collection System Rehab	773,352	-	773,352	-	200,000	200,000	200,000	1,373,352	WWF
Collection System Rehab	250,000	-	250,000	250,000	-	-	-	500,000	GRANT
Lift Station A & Forcemain Replacement	30,537	47,876	(17,339)	-	-	-	-	30,537	WWF
Clarifier Rehabilitation	487,103	460,526	26,577	-	-	-	-	-	WWF
Collection System Waste Receiving Station	65,207	16,965	48,242	-	-	-	-	65,207	WWF
WWTP Rating Study	63,352	63,665	(313)	-	-	-	-	63,352	WWF
WWTP Rehabilitation	250,000	30,790	219,210	250,000	250,000	250,000	250,000	1,250,000	WWF
Lift Station B Replacement	-	-	-	-	1,000,000	6,000,000	-	7,000,000	WWF
Primary Clarifiers & Digesters	-	-	-	-	-	30,000,000	-	30,000,000	WWF
Revenue Bond Payments	1,340,900	1,138,176	202,724	1,689,249	1,632,573	1,362,291	1,630,381	7,655,394	WWF
<b>Total</b>	<b>\$ 5,255,366</b>	<b>\$ 3,747,491</b>	<b>\$ 1,507,875</b>	<b>\$ 2,189,249</b>	<b>\$ 3,082,573</b>	<b>\$ 38,062,291</b>	<b>\$ 2,330,381</b>	<b>\$ 50,432,757</b>	



CITY OF NORTHGLENN  
Capital Improvement Program

Project Description	2023 Adopted Budget	YTD December 2023 Actuals		2024 Estimate	2025 Estimate	2026 Estimate	2027 Estimate	5-Year Total	Funding Source
		YTD Expenditures	Amount Remaining						
<b>STORMWATER FUND</b>									
Storm Drainage System Improvement	\$ 1,091,062	\$ -	\$ 1,091,062	\$ 100,000	\$ 100,000	\$ 100,000	\$ 100,000	\$ 1,491,062	SWF
Huron Street Line Replacement	250,000	87,850	162,150	-	-	-	-	250,000	GRANT
Storm Sewer Repair	50,000	-	50,000	-	-	-	-	50,000	SWF
Race Street Outfall	18,876	19,261	(385)	-	-	-	-	18,876	SWF
Melody Drive Storm Sewer Repair	-	-	-	215,000	-	-	-	215,000	SWF
Washington Street/Kiwanis Detention	-	-	-	-	-	1,300,000	-	1,300,000	SWF
GHC Conveyance Improvements @ Irma	-	-	-	-	-	800,000	-	800,000	SWF
<b>Total</b>	<b>\$ 1,409,938</b>	<b>\$ 107,111</b>	<b>\$ 1,302,827</b>	<b>\$ 315,000</b>	<b>\$ 100,000</b>	<b>\$ 2,200,000</b>	<b>\$ 100,000</b>	<b>\$ 4,124,938</b>	
<b>CITY-WIDE TOTAL</b>	<b>\$ 91,112,142</b>	<b>\$ 49,728,328</b>	<b>\$ 41,383,814</b>	<b>\$ 9,944,068</b>	<b>\$ 10,170,642</b>	<b>\$ 47,347,860</b>	<b>\$ 9,442,450</b>	<b>\$ 167,530,059</b>	

**Executed Contracts (below \$75,000) for December 2023**

<u>Vendor</u>	<u>Contract</u>	<u>Contract Dates</u>		<u>Total</u>	<u>Purpose</u>
	<u>Executed</u>	<u>Start</u>	<u>End</u>	<u>Amount</u>	
J&T Consulting, Inc.	12/1/2023			\$ 32,440.00	2023-123 Jaycee Park Drainage Improvements
Insight Investment	12/5/2023			72,000	Investment Advisory Agreement Renewal
Terracon Consultants, Inc.	12/7/2023			\$ 16,950.00	2023-159 Geotechnical Engineering Services - E.B. Rains, Jr. Memorial Park Improvements
				<u>\$ 121,390.00</u>	