



PROPOSAL NO \_\_\_\_\_

ISSUE DATE \_\_\_\_\_

# REQUEST FOR PROPOSAL (RFP) COVER SHEET

**PROPOSAL TITLE:** \_\_\_\_\_

**SUBMISSION DEADLINE:** \_\_\_\_\_ on \_\_\_\_\_

**SUBMIT PROPOSALS TO:** City Clerk's Office  
11701 Community Center Dr  
Northglenn CO 80233  
or  
rfp@northglenn.org  
or  
www.govbids.com

**CONTACT:** \_\_\_\_\_

**EMAIL:** \_\_\_\_\_

**PHONE:** \_\_\_\_\_

Bidding instructions and drawings are available at the Rocky Mountain E-Purchasing website at:  
<http://govbids.com/scripts/co1/public/home1.asp>.

**MANDATORY  
PREBID CONFERENCE:** \_\_\_\_\_

**DATE & TIME:** \_\_\_\_\_ at \_\_\_\_\_

**LOCATION:** \_\_\_\_\_

The undersigned hereby affirms that (1) he/she is a duly authorized agent of the vendor, (2) he/she has read all terms and conditions, requirements, and instructions of this bid as stated or implied, (3) the vendor warrants that he/she is familiar with all provisions of the contract documents and technical specifications which were made available in conjunction with this solicitation and fully understands and accepts them unless specific variations have been expressly listed in his/her offer, (4) that the offer is being submitted on behalf of the vendor in accordance with any terms and conditions set forth in this document, and (5) that the vendor listed on the bid submission must match all contract and insurance documents submitted upon award.

### PRINT OR TYPE YOUR INFORMATION

Company \_\_\_\_\_ Fax Number \_\_\_\_\_

Address \_\_\_\_\_ City, State Zip \_\_\_\_\_

Contact Person \_\_\_\_\_ Title \_\_\_\_\_

Email \_\_\_\_\_ Phone \_\_\_\_\_

Signature \_\_\_\_\_

Print name \_\_\_\_\_

# INSTRUCTIONS TO BIDDERS

---

1. **PROPOSAL NO:** \_\_\_\_\_

2. **PROPOSAL TITLE:** \_\_\_\_\_

3. **PURPOSE OF SOLICITATION:**

\_\_\_\_\_  
\_\_\_\_\_  
\_\_\_\_\_  
\_\_\_\_\_

4. **SCHEDULE OF ACTIVITIES:** The following schedule of activities delineates the timing of the solicitation and the estimated project schedule. These dates may be subject to change.


5. **INTERPRETATION OF DOCUMENTS AND SPECIFICATIONS:** Wherever the word "contract" appears, it shall be held to include all the documents as listed. No less than all of the parts of the contract documents shall constitute the formal contract. If any person contemplating submitting a proposal for the proposed contract is in doubt as to the true meaning of any part of specifications, schedules, or information sheets or the proposed contract documents, he may submit to the project manager a written request for an interpretation thereof. The person submitting the request will be responsible for its prompt and actual delivery. Any interpretation of such documents will be made only by an addendum duly issued, and a copy of such addendum will be mailed or delivered to each person receiving a set of such documents. The Northglenn Urban Renewal Authority (NURA) will not be responsible for any explanation or interpretation of such documents which anyone presumes to make on behalf of the NURA.

6. **TERMS AND CONDITIONS:** As set forth in the contract agreements and any supplemental, the following terms and conditions will apply to this Request for Proposal, each vendor's proposal and to the negotiations, if any, of any said contract. Submission of a proposal in response to this RFP indicates the vendor's acceptance of the terms and conditions contained in this document and the contract.

7. **BIDDER EXPENSES:** The NURA will not be responsible for any expenses incurred by any vendor in preparing and submitting an offer.

8. **WITHDRAWAL:** A vendor may withdraw his proposal at any time prior to the expiration of the final date and time set for receipt of bids. Withdrawal notification must be in written form, and must be received in the Offices of the City Clerk prior to the closing date and time.

9. **IRREVOCABILITY:** Following the time of closing, all bids will become irrevocable offers to the NURA and will remain as such until 90 days from date of submission. By submission of a bid, the vendor agrees to enter

into a contract. In addition all quoted prices will be firm and valid up to 90 days from date of submission The NURA may, in its sole discretion, release any proposal and return any bonds if applicable prior to the 90 days.

- 10. LATE PROPOSALS:** Any proposal received after the Final date and time for receipt of proposal will not be accepted and will be unopened and discarded without being considered.
- 11. SIGNATURES OF VENDORS:** Each vendor shall sign his proposal, using his legal signature and giving his full business address. The person signing the proposal must be an officer of the company or partnership. Bids by partnerships shall be signed with the partnership name by one of the members of the partnership or by an authorized representative, followed by the signature and designation of the President, Secretary, or other persons authorized to bind it in the matter. The names of all persons signing should also be printed below the signature. A proposal by a person who affixes to his signature the word, "President", "Secretary", "Agent" or other designation without disclosing his principal, may be held to be a proposal of the individual signing. When requested by the NURA, satisfactory evidence of the authority of the officer signing in behalf of the corporation shall be furnished. Bids submitted electronically are to be typed in lieu of written signature (see the cover letter).
- 12. OPEN RECORDS ACT:** Notwithstanding any language contained in a proposal to the contrary, all proposals submitted to the NURA become the property of the NURA. Any information considered proprietary should be marked by the vendor and as such and will be kept confidential to the extent provided by law.
- 13. SALES TAX:** Vendors shall not include federal, state, or local excise, sales or use taxes in prices offered, as the NURA is exempt from payment of such taxes.
- 14. MISTAKES IN BIDDING INSTRUCTIONS:** If the NURA makes a mistake in drafting the bidding instructions or any other contract documents, the NURA reserves the right to reject any or all bids, or to require that vendors submit an alternate proposal with adjustments made to correct the error(s). Such errors will be set forth in an addendum. If the vendor has already been selected and has started performing work under the contract, and the NURA then discovers a mistake in the contract documents for which the NURA is responsible, the NURA may opt to reform the contract. If the mistake causes the vendor to receive compensation for materials not used in the work or for labor that would not be required for the work, the contract price shall be decreased proportionally. If the mistake causes the vendor to fail to bid on work which must be performed in order to properly complete the contract, the NURA may increase the contract price to equal the proportionate increase in the cost of required materials and labor caused to the vendor. In the alternative, the NURA may solicit bids for such additional work, or the NURA may reassign such additional work to another vendor, as the NURA deems appropriate. Nothing in this provision shall apply to mistakes made by the vendor in completing the proposal form or in performing the contract.
- 15. ACCEPTANCE OF PROPOSAL:** It is expressly understood and agreed that the NURA reserves the right to reject any or all bids, to waive formalities, and accept the proposal which appears to be in the NURA's best interest.
- 16. APPEAL OF AWARD:** Solicitations will be awarded based on multiple criteria, price being just one of the conditions. Vendors can review the solicitation's special terms and conditions for information on evaluation criteria. Vendors may appeal the award decision by submitting, in writing, to the NURA, a request for reconsideration within 7 calendar days after the posting of the Notice of Intent to Award, provided that the appeal is sought by the vendor prior to the NURA finalizing a contract with the selected vendor. Vendors who were deemed non-responsive are ineligible to participate in the appeal process.
- 17. DEFENSE OF SUITS:** In case any action at law or suit in equity is brought against the NURA, any officer, employee, or agent thereof, for or on account of the failure, omission, or neglect of the vendor to do and perform any of the covenants, acts, matters, or things by this contract undertaken to be done or performed, or for the injury or damage caused by the negligence of the vendor or his subcontractors or his or their agents, or in connection with any claim or claims based on the lawful demands of subcontractors, workmen, material, men or suppliers or machinery and parts thereof, equipment, power tools and supplies incurred in the fulfillment of the contract, the vendor shall indemnify and save harmless the NURA, officers, employees, and agents of the NURA, of and from all losses, damages, costs (including attorney's fees), expenses, judgments, or decrees whatever arising out of such action of suit that may be brought as aforesaid.

- 18. CONTRACT NEGOTIATIONS:** If the NURA decides to proceed and to negotiate a contract, the NURA intends to provide written notification to the vendor whose proposal is deemed by the NURA to be in the best interests of the NURA and the NURA will attempt to negotiate a contract with the selected vendor(s) on terms and conditions stated in this RFP or in the successful vendor's bid, but shall also include terms and conditions later negotiated. If the NURA and the successful vendor are unable to execute a contract and the vendor has been notified that it is the successful vendor then the NURA may cease all discussions with the (first) successful vendor without any further obligation to that vendor and select another (second) vendor as the successful vendor. If the (second) vendor is rejected, as per the terms above, then the NURA, without any further obligation to that vendor, may select another (third) vendor as the successful vendor and so on, or the NURA reserves the right to reject all proposals and re-bid.
- 19. OPENING OF PROPOSALS:** The NURA reserves the right to open Proposals received in response to this RFP, privately and unannounced, after the closing date and time.
- 20. EXTENSION OF TIME:** No time extensions are being considered at this time; however, should the NURA extend this proposal, all vendors will be given the same considerations.

# PROPOSAL FORM

---

City of Northglenn  
11701 Community Center Drive  
Northglenn, Colorado 80233-8061

PROPOSAL: Pursuant to the "advertisement for proposal" for the above named project, and being familiar with all contractual requirements therefore, the undersigned bidder hereby proposes to furnish all labor, materials, tools, supplies, equipment, transportation, services and all other things necessary for the completion of the contractual work, and perform the work in accordance with the requirements and intent of the contract documents, within the time of completion set forth herein, for, and in consideration of the following prices.

Proposal of \_\_\_\_\_ (hereinafter called **BIDDER**) organized and existing under the laws of the State of \_\_\_\_\_ doing business as \_\_\_\_\_\*. To the **NORTHGLENN URBAN RENEWAL AUTHORITY** (hereinafter called **NURA**). In compliance with your advertisement for bids, **BIDDER** hereby proposes to perform WORK on

\_\_\_\_\_ - \_\_\_\_\_

in strict conformance with the **CONTRACT DOCUMENTS**, within the time set forth therein, and at the prices stated below.

By submission of this **BID**, each **BIDDER** certifies, and in case of a joint bidder each party thereto certifies as to his own organization that this **BID** has been arrived at independently, without consultation, communication, or agreement as to any matter relating to this **BID** with any other **BIDDER** or with any competitor.

**BIDDER** hereby agrees to commence **WORK** under this contract on or before a date to be specified in the **NOTICE TO PROCEED** and to fully complete the **PROJECT** as indicated in the General Conditions.

**BIDDER** acknowledges receipt of the following **ADDENDUM**:

\_\_\_\_\_  
\_\_\_\_\_

\*Insert "a corporation", "a partnership", or "an individual" as applicable.

Sub-contractors (if any): Work they will perform:

1. \_\_\_\_\_ Email: \_\_\_\_\_

2. \_\_\_\_\_ Email: \_\_\_\_\_

3. \_\_\_\_\_ Email: \_\_\_\_\_

Please provide a complete and accurate list of at least three references and contact phone numbers:

1. \_\_\_\_\_ Phone: \_\_\_\_\_

Email: \_\_\_\_\_

2. \_\_\_\_\_ Phone: \_\_\_\_\_

Email: \_\_\_\_\_

3. \_\_\_\_\_ Phone: \_\_\_\_\_

Email: \_\_\_\_\_

Respectfully submitted,

(Seal, if Proposal is by a Corporation)

\_\_\_\_\_  
Signature

\_\_\_\_\_  
Address

\_\_\_\_\_  
Title

\_\_\_\_\_  
Date

\_\_\_\_\_  
License Number  
(If Applicable Signature)

\_\_\_\_\_  
Phone Number

\_\_\_\_\_  
Attest



11701 Community Center Drive  
PO Box 330061  
Northglenn, Colorado 80233-8061  
Phone (303) 450-8743  
FAX (303) 450-8798

Contact: Debbie Tuttle, NURA Executive Director

---

## REQUEST FOR PROPOSALS

### 104<sup>th</sup> & I-25 Median Ramps Landscaping Design & Construction Plans NORTHGLENN, CO

#### PROJECT OVERVIEW & PROPOSAL REQUIREMENTS

#### TABLE OF CONTENTS

I. Introduction	Page 2
II. Project Location & Description	Page 2
III. Budget	Page 3
IV. Proposal Requirements	Page 4
V. Scope of Work	Page 5
VI. Project Schedule	Page 14
VII. Supplemental Information	Page 15
VIII. RFP Contact	Page 15

# PROJECT OVERVIEW & REQUEST FOR PROPOSAL REQUIREMENTS

## 104<sup>th</sup> Avenue & I-25 Median Ramps Landscaping Design & Construction Plans

PROJECT NO. NURA 2015-03

### I. INTRODUCTION & PURPOSE

The Northglenn Urban Renewal Authority (NURA) is soliciting proposals for engineering/design, permitting, bidding assistance, and construction administration services for the above-referenced project. The intent of the Project is to improve the appearance of the said area(s) to a pleasing appearance that compliments the existing landscaping located within the adjacent median ramp areas at 104<sup>th</sup> Avenue and I-25, within the assigned construction budget.

### II. PROJECT LOCATION AND DESCRIPTION

The Project is located at the interchange at 104<sup>th</sup> Avenue between the on/off median ramps located on the east and west sides of I-25. The scope of this Professional Service Agreement is for the design of low maintenance irrigation and landscape improvements. The areas to be improved are those located within the Colorado Department of Transportation (CDOT) right-of-way between the on/off ramps and the highway (**Attachment A - Aerial Project Area Map**).

There are currently four total parcels, of which are broken down into three potential phased landscaping areas (Attachment A):

- Parcel 1 – 1.7 Acres
- Parcel 2 – 1.3 Acres
- Parcel 3 – 1.1 Acres
- Parcel 4 – 1.0 Acres

The improvements are within the CDOT right-of-ways, and will require both the City and their final approvals. NURA will be funding the design and construction of these improvements. The proposal should consist of providing new low maintenance landscape features, which could include a combination of trees, plants, shrubs and irrigated areas. Recommended improvements would be similar to the on/off ramps completed in Thornton, CO at Thornton Parkway. As indicated on **Attachment A**, the four total parcels have been broken down into three separate phased areas. The intent of this proposal is to generate a landscape design that will include alternates allowing the owner to phase the project if necessary. The timing of the full construction of the project will depend on the costs of the base design and alternates.

### III. PROJECT BUDGET

This project has a total project budget of \$500,000 budget. The selected team will work with the NURA to meet the design goals, while proving a phased approach with alternates to meet the budget. Future construction phases will be evaluated in the next budget cycle.



#### **IV. PROPOSAL REQUIREMENTS**

The Consultant shall provide three (3) copies and a single PDF version on a CD or Flash Drive of the proposal.

- A. **Bid Summary** - Completed and included with the full proposal - (**Attachment E**)
- B. **Introduction/Executive Summary** – Introduce your firm and the project team, including sub-consultants/contractors. Provide an overview of your firm’s experience specific to the scope of work. Provide resumes for the Principal in Charge, the Project Manager, and all other personnel assigned to the project. . Include a matrix of personnel directly involved in the various stages of review by phase and percentage of time.
- C. **Proposal** – Provide a detailed approach on how your firm will accomplish the *Scope of Work* requested. Identify your firm’s protocol for managing budget and keeping the City informed of potential “scope creep”.
- D. **Project Experience** – Provide no more than five (5) specific projects demonstrating relevant experience on projects similar in scope (design and construction administration), the total construction value, project images, the name of the construction contractor, the project completion date, the construction value, the construction duration, the project owner’s point of contact (include name, title, telephone numbers and e-mail addresses) and contact information for other project team members (such as the contractor). Highlight the Respondent’s proposed team’s experience on these projects. Align proposed team’s experience with the Respondent’s most relevant projects being presented.
- E. **References** – Include at least three (3) references for similar projects completed within the past three (3) years. The reference information should include the owner, owner’s representative and general contractor each with its contact information, including phone number and e-mail address, and a brief description of the project.
- F. **Fee Proposal Schedule** – Include as an Exhibit to the proposal a 2015 fee schedule that will be applicable to all charges (time, materials, overhead, and mark-up).
- G. **Timelines & Deliverables** – Proposals shall include estimated timelines for deliverables, meetings, and review times, as anticipated with a Contract Award date of **March 11, 2015**.
- H. **Submittal Package** – The overall proposal submitted is not intended to be an expansive elaborate document. It should be well composed for simplicity and ease of understanding. Maximum length, not including resumes or appendices, not to exceed twenty (20) pages.

## **V. SCOPE OF WORK**

NURA requires that the following Design and Construction Services be performed by the Consultant as it relates to the above described Project and constitutes the basis for this Agreement.

### **Section 1 – Concept Plan**

- A. The Consultant shall attend a Project Design Kickoff Meeting with NURA, CDOT, Northglenn city staff, and NURA’s Owner’s Representative that will oversee the project (Team).
- B. Following the Project Kickoff Meeting, the Consultant shall conduct a Data Gathering Meeting with the Team and meet at the Project site to review the existing field conditions in order to obtain information and understand the desired outcome of the Project.
- C. Consultant to provide an ALTA survey including;
  - 1. Boundaries
  - 2. Easements
  - 3. Monuments
  - 4. Vicinity map
  - 5. Flood zone designation
  - 6. Gross land area
  - 7. Contours and the datum elevations
  - 8. Utility locations
- D. After conducting the field review with the Team and following the Project Kickoff Meeting, the Consultant shall develop a minimum of three phased conceptual landscape plans with drawings and sketches for discussions and input from Team. The Consultant shall develop colored renderings to support each concept. Renderings shall be at least 24” x 36” in size or larger as deemed necessary for presentation to others. Proposed landscape improvements shall not obstruct visibility or create maintenance issues and shall be resistant to winter conditions and snow removal activities.
- E. The consultant will be responsible for coordination with CDOT on the preliminary approvals of the proposed concept plan(s).
- F. Based on input from the Team from thorough site investigations and analyses performed independently by the Consultant, the Consultant shall prepare and submit a Pre-Design Report and drawings including the following, at a minimum:
  - 1. Landscape concepts to reflect the existing median landscape improvements along with the proposed roadside landscape improvements. The concepts shall be reflected on drawings and renderings for review by Northglenn. The scope and design concepts shall be based on the input from the Team and CDOT. The Consultant shall prepare a graphic representation of each concept. The graphic representation shall consist of at least three (3) graphics twenty-four inch (24”) x thirty-six inch (36”) thirty-six inch in size.
  - 2. A list of plant material and pictures of the proposed landscape treatments for approval by Northglenn. The list shall depict original tree / shrub size at inception and at maturity.

3. Engineers to submit an opinion of Probable Construction Cost for the proposed concepts. Northglenn requires that a construction contingency allowance of at least ten percent (10%) of the Project construction budget be reserved and carried as a separate line item in all construction cost estimates.
- G. It is Northglenn's intent to have the Consultant conduct one (1) presentation to the City Council and NURA prior to submittal of the draft Pre-design Report. The Consultant shall prepare graphic presentation materials and give a presentation to NURA and City Council as appropriate. The Consultant shall document the proceedings of this meeting in the Pre-Design Report and assist Northglenn in addressing and resolving City Staff and CDOT (if any) concerns as required to amend the concept(s) as necessary until final approval of a conceptual design is achieved.
- H. The Consultant shall submit three (3) copies and (1) electronic copy of the Pre-Design Report and drawings.
- I. Northglenn requires a minimum of fourteen (14) Calendar Days to review the documents. The Consultant shall attend a Pre-design Review Meeting with Northglenn, record comments of interested parties, and distribute minutes to all attendees. The Consultant shall revise the draft Pre-design Report and mapping to reflect the comments and design decisions and submit three (3) copies and one (1) electronic copy of the final Pre-design Report documents, to include a Utility ID report and opinion of probable costs for entire project.
- J. It is Northglenn's intent to identify the preferred concept at the Pre-design Review Meeting which shall be the basis for the final design phases prior to Consultant proceeding on the subsequent phases.

## **Section 2 - Civil Construction Plans (60%)**

- A. The Consultant shall prepare all appropriate drawings and specifications to sixty percent (60%) complete based upon the selected concept and Northglenn Standards. Consultant shall also provide electronic, Auto CAD or a format compatible with Northglenn's system of 60% complete drawings.
- B. Drawings shall be twenty-four (24) inches x thirty-six (36) inches in size, with a plan scale of one (1) inch = twenty (20) feet; for building plans use a scale of a quarter (1/4) inch = one (1) foot for small projects or partial plans and an eighth (1/8) inch = one (1) foot for larger projects, or as otherwise appropriate and acceptable to Northglenn. All drawing graphics shall fit on eleven inch (11") x seventeen inch (17") paper when reduced to half size. All graphics, including text and dimensions, shall be legible when reduced to half size. Drawing graphics shall not be obscured when bound.
- C. Prior to submittal of the design, the Consultant shall perform a thorough coordination review of all drawings and specifications, including sub-consultant drawings and specifications, and correct any discrepancies. The drawings shall show, at a minimum, all existing and proposed features both above and below the ground including but not limited to streets, sidewalks, fences, gates, utilities, signs, fixtures, pavements, plantings, trails, water, sewer, gas and electrical services, and other existing utilities such as storm sewer, telephone and cable.

The Consultant shall provide drawing sheets which shall include, but not be limited to, the following:

1. A Title sheet or sheets with Northglenn's approval signature block, a location map, the Project name and number, issue block with dates and revision number, summary of applicable codes and standards, Drawing Index, sheet number block, space for professional stamp, name, street address, phone, fax, and e-mail address of Consultant and all sub-consultants.
  2. Index sheet and key map
  3. Standard plans and standard details
  4. Project layout & control
  5. Typical sections
  6. Drainage and Utility Plan
  7. CDOT coordination and permitting
  8. Tabulation of quantities sheet
  9. Landscape plans including location of and schedule of plant materials with right-of-way limits and utility locations.
  10. Irrigation plan, along with proposed details and service connections. The plan shall include main lines and a sprinkler head layout; and shall include scheduling information confirming the ability of the system to operate in accordance with Northglenn's 2014 ROW Standards and Specifications.
  11. Staging area plan, site access restriction plan.
  12. Proposed traffic control plan during construction.
  13. Tabulation of construction signs and traffic control devices
  14. Erosion Control plans
- D. The Consultant shall prepare preliminary Technical Specifications to describe the elements of Work proposed. In general, the Technical Specifications will be as detailed as possible for all Work to be performed accurately and completely.
- E. All Technical Specifications shall be coordinated with Northglenn's General and Special Conditions and shall not repeat or conflict with any information contained in the General and Special Conditions or other standard Northglenn front end Contract documents.
- F. The Technical Specifications shall not make any generalized blanket references to City of Northglenn Standards and Specifications, to CDOT Specifications, or to other national standards. If any sections of these standards and specifications are to be included by reference, the Project Technical Specifications shall cite specific chapters and/or paragraphs of the reference standards.
- G. The City's 2014 ROW Standards and Specifications are intended to be the minimum standards acceptable on private development Projects and do not necessarily represent the technical requirements Northglenn wishes to achieve on a particular Northglenn Capital Improvement Project. Obtain approval in writing from Northglenn prior to citing these reference standards and specifications. Performance specifications shall only be used with the prior written approval of Northglenn.
- H. The Technical Specifications document must be prepared without section breaks and the numbering shall be at the bottom center of the page. The Consultant shall prepare a Project Manual Index which includes all Northglenn front end documents sections plus the Technical Specification sections. K. This project will utilize a unit price contract format for construction. The Consultant shall include a method for measurement and payment for Work performed under each section of the Technical Specifications.

- I. The Consultant shall comply with the International Building Code (IBC), Urban Drainage and Flood Control District (UDFCD), CDPHE MS4, CDOT, Americans with Disabilities Act (ADA) and all other nationally adopted design standards, as well as other standards adopted by Northglenn, in designing the Project.
- J. The Consultant shall prepare an updated Engineer's Estimate of Probable Construction Cost for the Project. The estimate shall be based on a Work breakdown structure describing finite elements of the Work and unit prices applicable to each element. The Work breakdown structure shall include items for mobilization and Project close-out.
- K. Northglenn requires that a construction contingency allowance of at least ten percent (10%) of the Project construction budget be reserved and carried as a separate line item in all cost estimates. For Projects that are to use the unit price method of measurement and payment, the Consultant shall prepare measurement and payment specifications for each item proposed. Should the updated cost estimate exceed the currently approved budget, Consultant shall prepare a list of possible VE alternates to bring the design back within budget. Northglenn will either approve the inclusion of VE suggestions and/or amend the budget prior to commencing with the next phase of design.
- L. The Consultant shall prepare and submit information to be incorporated with Northglenn's standard Construction Contract Documents including, at a minimum, the following:
  - 1. A brief description (one paragraph) of the Project that adequately depicts the Work to be completed, which will be used in the Solicitation for Bids of Northglenn's standard Contract Documents.
  - 2. An estimate of the number of consecutive Calendar Days that will be required for completion of construction of the Project, which will be included in the Contract of Northglenn's standard Construction Contract Documents. The estimate shall take into account average weather conditions for the time of the year which construction is anticipated to take place. The estimate shall consider any intermediate milestones and construction phasing that may be necessary to complete the work.
  - 3. A summary of recommended modifications to the Special Conditions section of Northglenn's standard Construction Contract Documents. The Special Conditions are used to modify the standard General Conditions to fit the specifics of each project. The General Conditions will not be edited. The summary shall include, at a minimum, the type of schedule to be provided by the Contractor (whether critical path method (CPM) or Gant), a list of other outside contractors and/or agencies the Contractor will be required to coordinate with, any special insurance requirements, language for unique conditions such as assignment of pre-purchased materials or equipment to the general contractor, a calculation for recommended liquidated damages to be imposed if the general contractor should fail to complete the Project within the specified contract time, bid item descriptions including measurement and payment information, and an estimate of the time required for the review of submittals.
  - 4. A "Schedule of Contract Items and Prices" using Northglenn's standard format. This schedule shall contain blank areas where the bidder will fill in the amount of his Bid for each recommended item. A mobilization item is mandatory for all Bid Schedules.

- M. The Consultant shall complete the Preliminary Design Phase of work and submit three (3) sets and one (1) electronic copy of preliminary drawings half size (11 by 17), specifications, and Engineer's Estimate of Probable Construction Cost. Consultant shall also provide Auto CAD file of 60% complete drawings.
- N. Northglenn will require a minimum of fourteen (14) Calendar Days to review the submitted information. The Consultant shall attend a Field Inspection Review (FIR) Meeting and record comments of all interested parties. The Consultant shall be responsible for documenting all decisions reached during the meeting and preparing and submitting the meeting minutes to all attendees.

**Section 3 - Final Civil Package (95%)**

- A. Based on comments received at the FIR Meeting, the Consultant shall prepare pre-final and final drawings and specifications in Northglenn's required format.
- B. The Consultant shall identify and utilize an individual to perform an independent quality control check of the drawings and specifications to assure the documents are clear and complete and to assure functional coordination of the varied systems and components of the construction documents.
- C. Consultant shall prepare an updated Engineer's Estimate of Probable Construction Cost just prior to submitting the pre-final documents (approximately ninety-five percent (95%) complete design). The estimate shall be based on a Work breakdown structure describing finite elements of the work and unit prices applicable to each element. The Work breakdown structure shall include items for mobilization and project close-out. Northglenn requires that a construction contingency allowance of at least ten percent (10%) of the Project construction budget be reserved and carried as a separate line item in all cost estimates. Should the pre-final Engineer's Estimate of Probable Costs exceed NURA's currently approved budget, the Consultant shall be required to revise the design to come within NURA's budget at no additional cost to NURA. NURA may contract with an independent third party to provide assistance in cost estimating and VE. The Consultant shall cooperate with and participate in the VE process. The Consultant shall make changes to the design documents resulting from this effort.
- D. The Consultant shall complete the pre-final design documents (approximately ninety-five percent (95%) design completion) and submit three (3) sets and one (1) electronic copy of pre-final drawings, specifications, and revised pre-final Engineer's Estimate of Probable Construction Cost. Consultant shall also provide electronic, Auto CAD, or a format compatible with Northglenn's system of 95% complete drawings.
- E. Northglenn will require a minimum of fourteen (14) Calendar Days to review the documents. The Consultant shall attend a Final Office Review (FOR) Meeting to receive comments on the pre-final documents from all interested Parties. The Consultant shall be responsible for documenting all comments and decisions reached during the meeting and preparing and submitting the minutes of the meeting.

- F. The Consultant shall plan and provide any required traffic control for the design process for field activities, which may interfere with traffic operations within existing roadways or parking areas. Traffic control operations will be in accordance with the Manual on Uniform Traffic Control Devices (MUTCD) as well as the American Traffic Safety Services Association's ATSSA Guide for Work Area Traffic Control. NURA shall submit their traffic control plan to Northglenn and obtain the necessary permit(s).
- G. The Consultant shall coordinate all document review efforts with CDOT and will incorporate all comments and CDOT requirements into the final documents.
- H. The Consultant's pre-final and final Contract Documents shall provide drawing sheets which shall include, but not be limited to, the following:
- a. Title sheet or sheets with Northglenn's appointed representative(s) with approval signature block, a location map, the Project name and number, issue block with dates and revision number, summary of applicable codes and standards, Drawing Index, sheet number block, space for professional stamp, name, street address, phone, fax and email address of Consultant, and all sub-consultants.
  - b. Tabulation of "Estimated Quantities" and Bid Tabulation sheets (Table format).
  - c. As a minimum the following information shall be included in the drawings:
    - i. Index sheet and key map
    - ii. Standard plans and standard details
    - iii. Project layout & control
    - iv. Topography, ROW, easements and adjacent property ownership
    - v. Typical sections
    - vi. Tabulation of quantities sheet
    - vii. Existing utilities
    - viii. Drainage plans as applicable
    - ix. Landscape construction plans including schedule of plant materials.
    - x. Irrigation plans, along with proposed details and service connections. The plan shall include main lines and a sprinkler head layout; and shall include scheduling information confirming the ability of the system to operate in accordance with Northglenn's 2014 ROW Standards and Specifications
    - xi. Staging area plan, site access restriction plan
    - xii. Proposed traffic control plan during construction
    - xiii. Tabulation of signs and traffic control devices
    - xiv. Erosion control plans
  - d. Dimensioned construction drawings for all required disciplines which may include, but not necessarily be limited to, ROW plans, demolition plans, staging plans, traffic control, erosion control, drainage, roads, trails, utilities, grading, paving, landscape, irrigation, profiles, sections, elevations, schedules, and details as required to detail the work sufficiently to allow for the complete construction of the Project.
- I. The Consultant shall comply with the ADA, and all other nationally adopted design standards, as well as other standards adopted by Northglenn, in designing each element of the Project.

- J. The Consultant shall make document revisions noted and agreed upon at the FOR meeting. Revisions may include denoting work elements as bid alternatives and revising the bidding form and alternates specification section if, in NURA's sole opinion, the cost estimates are not consistent with the budgeted level of funding and the VE efforts have not sufficiently reduced the cost estimate to align with the budget. If, in NURA's sole opinion, the final documents submitted by the Consultant do not adequately respond to the FOR comments, the Consultant shall revise and reissue the final documents at no additional cost to NURA until all comments are resolved to NURA's satisfaction.
- K. When NURA determines that the final Contract Documents are acceptable, the Consultant shall submit the following to NURA:
1. Two (2) sets bound "Project Manuals" and two (2) sets of half size drawings. The Project Manual shall be 8.5" x 11" and shall include NURA's front end documents provided for the Project.
  2. One (1) set of unbound copy-ready specifications (not stamped). Issue block shall say "Issued for Bidding" and date.
    - a. The specifications shall be single sided 8.5" x 11" and in a format compatible for inclusion into the NURA's and the City's standard construction contract documents.
    - b. Reproducible drawings shall be photographic polyester film duplicate reverse reading matte front side, wash-off polyester film (4 mil) reverse reading matte front side, or electrostatic copies on polyester film (reverse reading and coated with clear spray).
  3. Electronic files on CD of Technical Specifications and recommended revisions to the City's standard front end documents in Word format, Arial font, size 11 or 12, sided printing, 1.5" left margin and 1" right margin. Electronic files on CD of drawings in AutoCAD, or format compatible with Northglenn's system.
  4. A final Engineer's Estimate of Probable Construction Cost. NURA requires that ten percent (10%) of the engineer's estimate be available in the overall budget for a construction contingency, for unforeseen changes during the construction of the Project.
- L. After Initial Acceptance the Consultant will be required to provide the following information in a PDF or a non-rewritable compact disc (CD-ROM).
1. Pre-design Report and review comments.
  2. FIR review comments.
  3. FOR review comments

#### **Section 4 - Construction Administration**

- A. The Consultant shall attend the "Pre-bid Conference" and shall provide assistance to NURA in responding to inquiries by the prospective bidders during the bidding period. Bidding for the first construction phase is anticipated to occur in Q/2 or no later than early Q3 2015.
- B. The Consultant shall prepare all necessary corrections and additional information based on prospective bidder inquiries, and shall prepare addenda in response to such inquiries. NURA will issue all addenda.



- C. Should the lowest responsive and responsible Bid come in above the currently approved budget, the Consultant shall prepare VE suggestions and estimates of related cost savings to bring the Project back within budget. NURA will review the VE suggestions and estimated savings and will determine if the Project should be re-bid or awarded. Should NURA choose to re-bid the Project, the Consultant shall revise the design to bring the Project within budget, will prepare revised contract documents, and will assist in the re-bidding phase, all at no additional cost to NURA. Should NURA choose to award the Project, the Consultant shall cooperate with the selected general contractor and assist in preparation of "Proposal Requests" as directed by NURA to reduce the Project cost to within budget, all at no additional cost to NURA.
- D. At the end of the bid phase, the Consultant shall make final corrections to the contract documents based on addenda issued during the bid phase. Drawing revisions shall be indicated by encircling changes with "clouds" and including a delta indicating the addendum number. All addenda dates and delta numbers shall also be indicated in the revision block on each sheet. Project Manual revisions shall be denoted by striking through deleted text and italicizing added text with the addendum number noted in parentheses immediately following each text revision. The Project Manual index shall indicate those sections that contain revisions by placing an asterisk next to the section number in the index. The Consultant shall provide revised reproducible and electronic documents to NURA within ten (10) Calendar Days following the opening of the bids. Issue block shall say "For Construction" and shall be dated as of the general contractor's date of Notice of Award. Northglenn will issue the For Construction documents to the successful general contractor for use during the construction phases. Consultant shall be responsible for the cost of printing and distributing Construction documents to their Sub-consultants.
- E. The Consultant shall attend the "Pre-Construction Meeting" and provide assistance to NURA in responding to inquiries by the Contractor during the Pre-Construction Meeting.
- F. The Consultant shall assist the contractor as may be necessary to prepare and submit the application for a National Pollutant Discharge Elimination System (NPDES) permit for the project.
- G. The Consultant shall promptly respond to inquiries which may arise during the course of construction.
- H. Submittal review time shall not exceed ten (10) Working Days for any submittal required for the project.
- I. The Consultant shall respond within five (5) days to requests for information (RFI) issued by NURA, the Contractor, subcontractors, testing agencies, commissioning agent, or other entities so as not to delay construction.
- J. The Consultant shall issue "Supplemental Instructions" to NURA or their designated representative when an ambiguous condition requiring clarification is discovered in the Contract Documents. The Consultant shall prepare documents providing clarification and/or correcting errors or omissions in the Contract Documents at no charge to NURA. Consultant shall prepare a Proposal Request to issue to the Contractor when such items may have a cost or schedule impact.

- K. The Consultant shall provide change order consultation as it relates to change order requests submitted by the Contractor, including but not limited to review of change order requests for impacts on schedule, quality, constructability, aesthetics, functionality, and proposed change order pricing. Change order consultation may also be necessary for discretionary changes requested by NURA and/or the City; however, such consultation is not included in the not-to-exceed fee for this Agreement. Compensation for discretionary change order consultation shall be made on a time and expense basis at the rates specified in the Schedule of Charges included in the Professional Service Agreement.
- L. After Initial Acceptance, The Consultant shall be required to provide As-Built documents based on redlined drawings provided by the Contractor and approved by NURA. Final As-Built Drawings shall be submitted by Consultant as PDF files and/or electronic files. The issue block on the drawings shall say "As-Built" and indicate the date which shall be the date of Initial Acceptance. The As-Built files shall be no larger than 24" x 36". As-built electronic drawing files shall be in a vector format compatible with the version currently in use by Northglenn (\*.dwg and .pdf format). The As-Built Project Manual shall indicate "As-Built" and the date on the cover page. The Project Manual shall be submitted both in hard copy and as an electronic file or files in Microsoft Word version currently in use by Northglenn. As-Built documents shall be submitted to NURA within fifteen (15) Calendar Days following the date of Initial Acceptance.
- M. Attend weekly site and construction meetings. Generate a field report and review the General Contractor Meeting minutes for accuracy.
- N. Prepare punch list and letter of substantial completion. Consultants to track items to completion.
- O. Assist owner with Warranty Items and attend warranty walk at 11 months.

## **Scope of Work Overview**

### **Section 1 - Concept Plan**

- Attend Project Kickoff Meeting
- Conduct site review and data gathering meeting
- Submit Conceptual Landscape plans and renderings
- Submit Pre-Design documents
- Attend Pre-Design Review Meeting
- Attend one (1) joint Council and NURA Meeting

### **Section 2 - Construction Docs (60%)**

- Submit Design documents
- Attend Field Inspection Review (FIR) Meeting

### **Section 3 - Final Construction Docs 95%**

- Submit pre-final design documents
- Attend Final Office Review (FOR) Meeting
- Submit Final Design documents

### **Section 4 - Construction Administration**

- Attend Pre-Bid Conference
- Revise documents as required to meet budget
- Prepare addenda for NURA's review
- Prepare "For Construction" contract documents incorporating all addenda items
- Attend Pre-Construction Meeting
- Respond to RFI's and Scope inquiries
- Provide oversight of construction to degree comfortable to stamp as-built drawings, include project walk-through
- Prepare punch list, and conduct final inspection
- Prepare and certify as-built drawings, follow-up with all state requirements
- Owner warranty walk at 11 months

# REQUEST FOR PROPOSAL - PROJECT SCHEDULE

## 104<sup>th</sup> & I-25 Median Ramps Landscaping Design & Construction Plan NORTHGLENN, CO

### Schedule

---

Schedule of Activities: The following schedule of activities delineates the timing of the solicitation and the estimated project schedule. These dates may be subject to change at NURA's discretion. Note there is no pre proposal meeting scheduled for this project.

January 30, 2015	RFP Issue Date
February 11, 2015	Question/Information Period Ends (2:00 pm MST)
February 13, 2015	Addendum Issuance
February 20, 2015	Proposal Submission Deadline (2:00 PM MST)
February 24, 2015	Notification of short-listed candidates (2:00 PM MST)
February 27, 2015	Interviews of Finalists
March 3, 2015	Notice of Award
March 11, 2015	NURA Award of Contract

## **SUPPLEMENTAL INFORMATION**

NURA will provide the Consultant with available information related to the Project. Information will include NURA's standard front end documents for construction contracts and the following:

- Attachment A - Aerial Project Area Map
- Attachment B - Utility Area Plan
- Attachment C - CDOT Construction Plans
- Attachment D - Sample Professionals Service Agreement
- Attachment E - Bid Summary
- City of Northglenn's 2014 ROW Standards and Specifications, which can be found at <http://www.northglenn.org/rightofway>

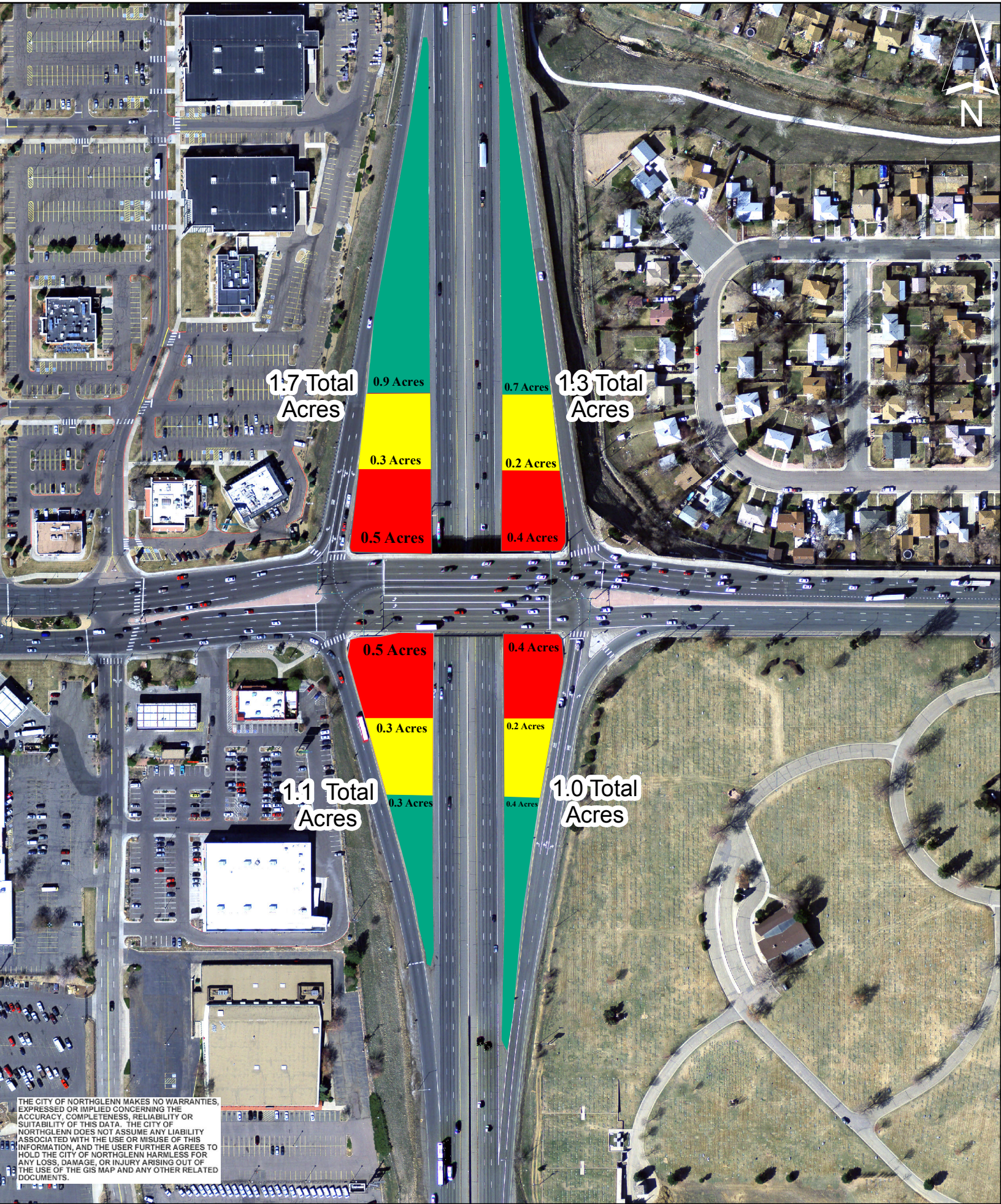
The Consultant will be responsible for verifying any information supplied by NURA and the City of Northglenn. The documentation given to the Consultant is for information only, and NURA and the City of Northglenn does not guarantee its accuracy.

## **RFP PROJECT CONTACT**

If you have any specific questions regarding the RFP or the process, please contact: Debbie Tuttle, NURA Executive Director at 303-450-8743 or [dtuttle@northglenn.org](mailto:dtuttle@northglenn.org) by the deadline aforementioned.



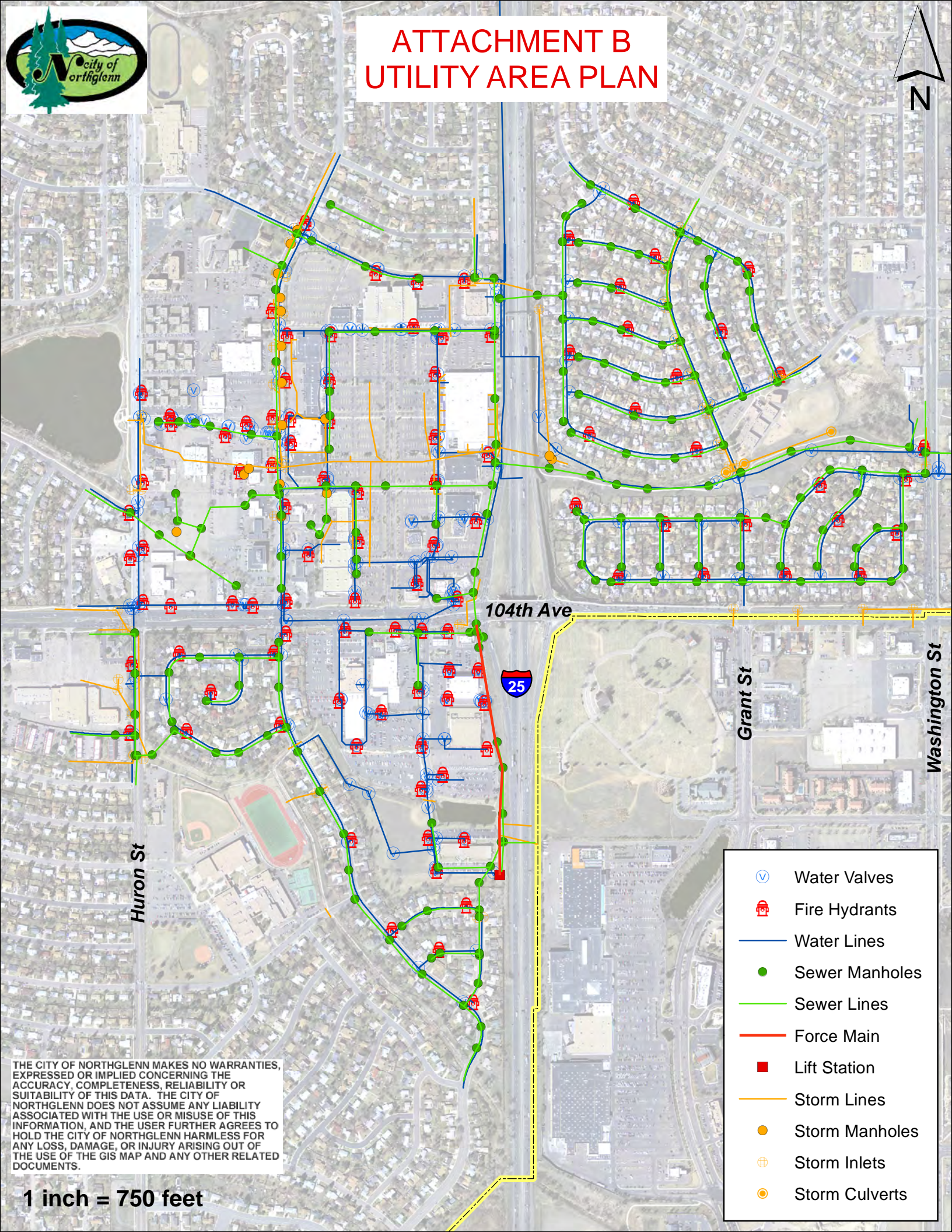
# I-25/104th Ave Ramps Landscaping



THE CITY OF NORTHGLENN MAKES NO WARRANTIES, EXPRESSED OR IMPLIED CONCERNING THE ACCURACY, COMPLETENESS, RELIABILITY OR SUITABILITY OF THIS DATA. THE CITY OF NORTHGLENN DOES NOT ASSUME ANY LIABILITY ASSOCIATED WITH THE USE OR MISUSE OF THIS INFORMATION, AND THE USER FURTHER AGREES TO HOLD THE CITY OF NORTHGLENN HARMLESS FOR ANY LOSS, DAMAGE, OR INJURY ARISING OUT OF THE USE OF THE GIS MAP AND ANY OTHER RELATED DOCUMENTS.














# ATTACHMENT B UTILITY AREA PLAN



THE CITY OF NORTHGLENN MAKES NO WARRANTIES, EXPRESSED OR IMPLIED CONCERNING THE ACCURACY, COMPLETENESS, RELIABILITY OR SUITABILITY OF THIS DATA. THE CITY OF NORTHGLENN DOES NOT ASSUME ANY LIABILITY ASSOCIATED WITH THE USE OR MISUSE OF THIS INFORMATION, AND THE USER FURTHER AGREES TO HOLD THE CITY OF NORTHGLENN HARMLESS FOR ANY LOSS, DAMAGE, OR INJURY ARISING OUT OF THE USE OF THE GIS MAP AND ANY OTHER RELATED DOCUMENTS.





1 inch = 750 feet

-  Water Valves
-  Fire Hydrants
-  Water Lines
-  Sewer Manholes
-  Sewer Lines
-  Force Main
-  Lift Station
-  Storm Lines
-  Storm Manholes
-  Storm Inlets
-  Storm Culverts

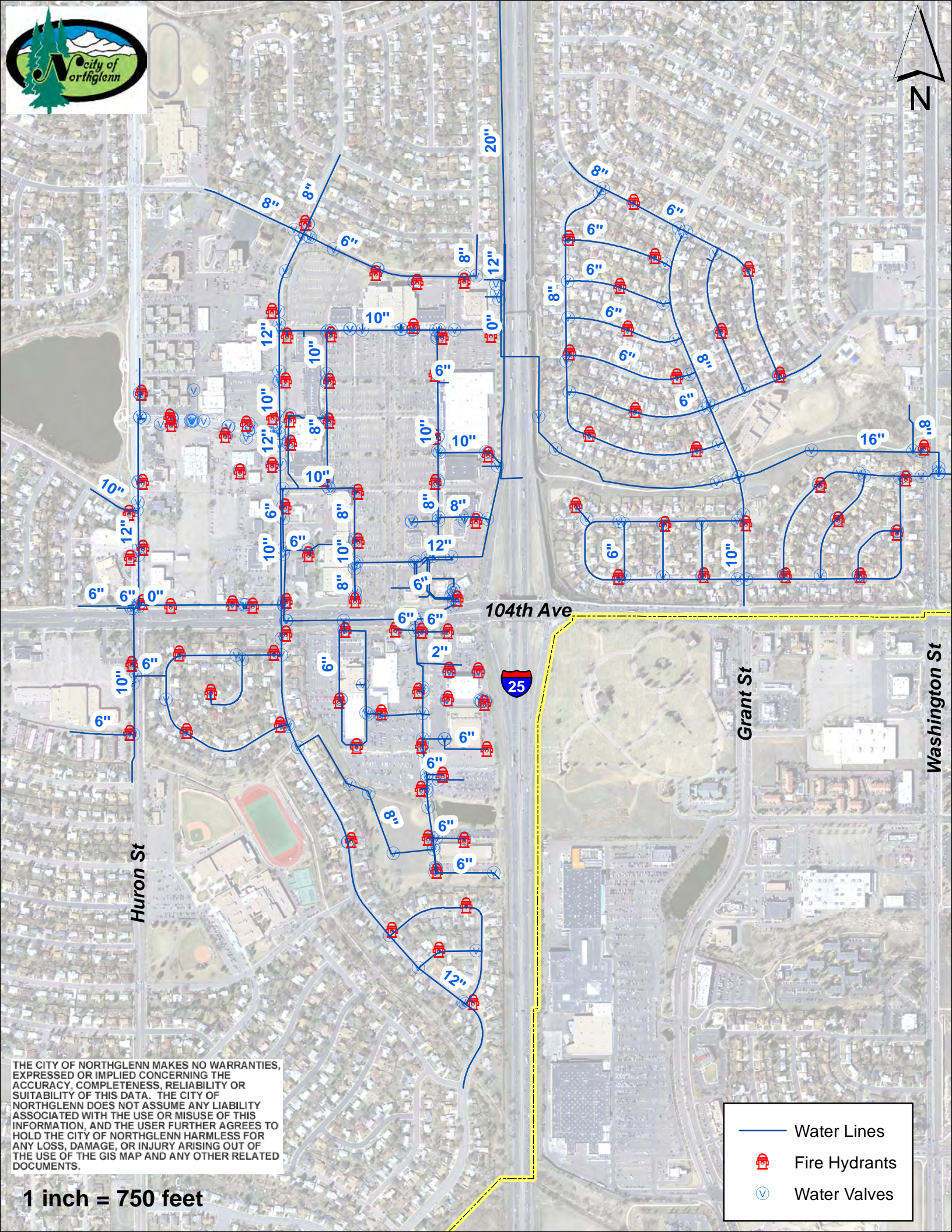


THE CITY OF NORTHGLENN MAKES NO WARRANTIES, EXPRESSED OR IMPLIED CONCERNING THE ACCURACY, COMPLETENESS, RELIABILITY OR SUITABILITY OF THIS DATA. THE CITY OF NORTHGLENN DOES NOT ASSUME ANY LIABILITY ASSOCIATED WITH THE USE OR MISUSE OF THIS INFORMATION, AND THE USER FURTHER AGREES TO HOLD THE CITY OF NORTHGLENN HARMLESS FOR ANY LOSS, DAMAGE, OR INJURY ARISING OUT OF THE USE OF THE GIS MAP AND ANY OTHER RELATED DOCUMENTS.




1 inch = 750 feet

	Force Main
	Sewer Lines
	Lift Station
	Sewer Manholes

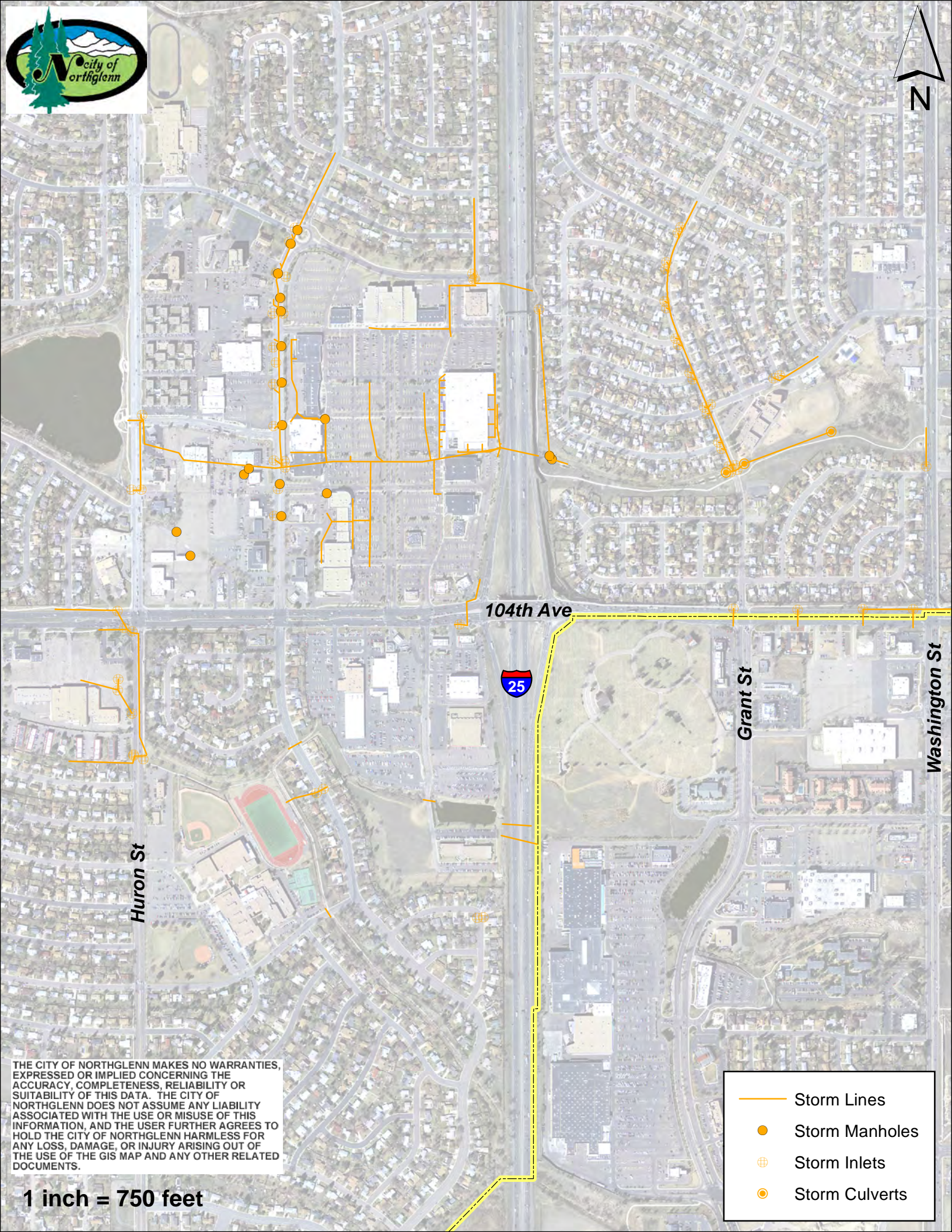




THE CITY OF NORTHGLENN MAKES NO WARRANTIES, EXPRESSED OR IMPLIED CONCERNING THE ACCURACY, COMPLETENESS, RELIABILITY OR SUITABILITY OF THIS DATA. THE CITY OF NORTHGLENN DOES NOT ASSUME ANY LIABILITY ASSOCIATED WITH THE USE OR MISUSE OF THIS INFORMATION, AND THE USER FURTHER AGREES TO HOLD THE CITY OF NORTHGLENN HARMLESS FOR ANY LOSS, DAMAGE, OR INJURY ARISING OUT OF THE USE OF THE GIS MAP AND ANY OTHER RELATED DOCUMENTS.

	Water Lines
	Fire Hydrants
	Water Valves

**1 inch = 750 feet**



THE CITY OF NORTHGLENN MAKES NO WARRANTIES, EXPRESSED OR IMPLIED CONCERNING THE ACCURACY, COMPLETENESS, RELIABILITY OR SUITABILITY OF THIS DATA. THE CITY OF NORTHGLENN DOES NOT ASSUME ANY LIABILITY ASSOCIATED WITH THE USE OR MISUSE OF THIS INFORMATION, AND THE USER FURTHER AGREES TO HOLD THE CITY OF NORTHGLENN HARMLESS FOR ANY LOSS, DAMAGE, OR INJURY ARISING OUT OF THE USE OF THE GIS MAP AND ANY OTHER RELATED DOCUMENTS.

1 inch = 750 feet

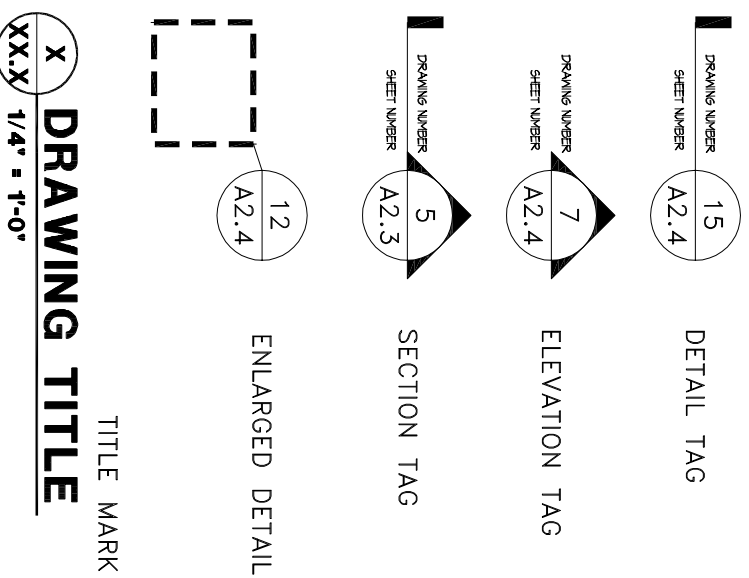
- Storm Lines
- Storm Manholes
- ⊕ Storm Inlets
- ⊙ Storm Culverts

# DEPARTMENT OF TRANSPORTATION STATE OF COLORADO

HIGHWAY CONSTRUCTION BID PLANS OF PROPOSED  
**FEDERAL AID PROJECT NO. 0253-198**  
STATE HIGHWAY NO. 25  
**ADAMS COUNTY**  
CONSTRUCTION PROJECT CODE NO. 16170

## I-25/104th Avenue Interchange Bridge Architectural Structure Enhancements

### SYMBOLS FOR ARCHITECTURAL STRUCTURE ENHANCEMENTS SHEETS




### ABBREVIATIONS FOR ARCHITECTURAL STRUCTURE ENHANCEMENTS SHEETS

- UNO = Unless Noted Otherwise
- T.C. = Top of Curb
- TYP. = Typical
- F.L. = Flow Line
- MIN. = Minimum
- L = Length
- MAX. = Maximum
- R = Radius
- N.I.C. = Not in Contract
- W/ = With
- T.W. = Top of Wall
- T.S. = Top of Slab
- B.W. = Bottom of Wall
- B.F. = Bottom of Footing
- F.G. = Finish Grade

### SHEET INDEX FOR ARCHITECTURAL STRUCTURE ENHANCEMENTS


SHEET	DESCRIPTION	SHEET	DESCRIPTION
<b>ARCHITECTURAL</b>			
A0.1	Cover/Sheet Index	E.1	Electrical Diagram & Notes
A0.2	General Notes	E.2	Electrical Plan
A0.3	General Notes	E.3	Electrical Enlarged Plan
A0.4	Layout Notes	E.4	Electrical Details
A0.5	Summary Of Quantities		
A2.1	Overall Plan		
A2.2	Enlarged Plan		
A2.3	Enlarged Plan		
A2.4	Enlarged Plan		
A2.5	Enlarged Plan		
A3.1	Elevations		
A6.1	Details		
A6.2	Details		
A6.3	Details		
A6.4	Details		
A6.5	Details		
A6.6	Details		
A6.7	Details		
A6.8	Details		
A6.9	Details		
A6.10	Details		
<b>STRUCTURAL</b>			
S.1	General Layout & Notes		
S.2	Details		
S.3	Details		



**DTJ DESIGN**  
ARCHITECTURE  
PLANNING  
LANDSCAPE ARCHITECTURE

DTJ DESIGN, Inc.  
1881 Ninth Street, Suite 103  
Boulder, Colorado 80302  
T 303.443.7533 F 303.443.7534  
www.dtydesign.com


DTJ PROJ. 2008024.40

Print Date: 02-25-09		<b>Colorado Department of Transportation</b>		 4670 Holly Street Denver, CO 80216-6408 Phone: 303-398-6780 FAX: 720-945-1028	
File Name: AO.X-COVER-NOTES					
Horiz. Scale: AS NOTED		<b>Region 6 Traffic and Safety</b>		As Constructed	
Vert. Scale: As Noted					
Date:		<b>I-25/104th Avenue Interchange Bridge</b>		<b>COVER SHEET</b>	
Comments					
Init:		<b>Project No./Code</b> BR 0253-198		Designer: RCW Detailer: BWG	
		<b>Sheet No./Code</b> 16170		Structure Numbers: E-17-ADP	
		Subset Sheet: AO.1		Sheet Number:	

# GENERAL NOTES:

(APPLY TO ALL LAYOUT REQUIRED FOR IMPROVEMENTS – SEE ALSO LEGENDS, SPECIFICATIONS AND SHEET NOTES)

1. These drawings and documents are submitted to The Colorado Department of Transportation (CDOT). Contractors shall receive all bid information, instructions, bid forms, general and special provisions, and all other required clarification from the Owner's Authorized Representative administering this project (Owner's Representative). Unless otherwise indicated, the "Owner's Representative" for this project shall be CDOT. The contractor will also be required to coordinate and correspond with DTJ Design and Martin and Martin.
2. These drawings supplement the other contractual information contained in the "Bid Manual". Anything mentioned in the Specifications and not the drawings, or vice-versa, shall be of like effect as if shown on or mentioned in both. In case of discrepancy in drawings or specifications, the matter shall be immediately submitted to the Owners Representative; without his decision said discrepancy shall not be adjusted by the contractor, save only at his own risk and expenses. The contractor shall not take advantage of any apparent error or omission on the drawings or in the specifications. In the event the contractor discovers such error or omission, he shall immediately notify the Owner's Representative. The Owner's Representative will then make such clarification and interpretations as may be deemed necessary for the contractor to fulfill the intent of the contract.
3. These drawings are directly related to the I-25 / 104th Avenue Bridge – Project Code No. 16170 and all Addendums and change orders pertaining to that package. The Contractor shall be familiar with the content of that package as well as the "as-built" condition in the field.
4. The standard specifications for this contract work shall be the Colorado Dept. of Transportation (CDOT) Division of Highway Standard Specification for Road and Bridge Construction, dated 2005 and as amended by CDOT and the amended specifications of this contract. (See the Technical Specifications section of the Project Manual)
5. All work of this project shall conform to the current City of Northglenn Codes, Ordinances, Standards and Specifications for Construction of Public Improvements as well as Adams County Regulations.
6. The "intent" of these Drawings, details and associated specifications is that the contractor provide the Owner's Representative with a complete, accurate, functionally and technically sound project as described in the documents. The drawings are diagrammatic. In most cases, unless explicitly noted otherwise, drawing symbols are used to represent complete-in-place systems to be provided, as part of base bid.
7. All range points, ties, benchmarks or other survey control points which may be encountered during construction, must be preserved or modified/recorded by a registered surveyor at the contractor's expense. Immediately upon discovery, the contractor shall notify the Owner's Representative of any survey control points found and obtain direction prior to proceeding with construction.
8. The Contractor shall coordinate and obtain all permits which are necessary to perform the proposed work. Owner to pay for all construction permits unless otherwise indicated in the Contract Documents. Contractor shall obtain, at his expense, all specialty permits needed for specific items included with the work, unless otherwise indicated in the Contract Documents. Contractor shall comply with all notification and inspection requirements.
9. The contractor is required to visit the site, verify information, conduct any exploratory research, and become thoroughly familiar with all existing conditions as a prerequisite of this bid submittal. Without exception, any deviations or omissions found between these plans and existing site conditions shall immediately be brought to the attention of the Owner's Representative, but will not be considered as basis for additional payment.



**DTJ DESIGN**  
 ARCHITECTURE  
 PLANNING  
 LANDSCAPE ARCHITECTURE

DTJ DESIGN, Inc.  
 1881 Ninth Street, Suite 103  
 Boulder, Colorado 80302  
 T 303.443.7533 F 303.443.7534  
 www.dtydesign.com

DTJ PROJ. 2008024.40


Print Date: 02-25-09		Sheet Revisions		Colorado Department of Transportation		As Constructed		I-25/104th Avenue Interchange Bridge		Project No./Code	
File Name: A0.X-COVER-NOTES		Date:		4670 Holly Street		No Revisions:		GENERAL NOTES		BR 0253-198	
Horiz. Scale: AS NOTED		Comments		Denver, CO 80216-6408		Revised:		RCW Structure		16170	
Vert. Scale: As Noted		Init:		Phone: 303-398-6780 FAX: 720-945-1028		Void:		BWG Numbers		E-17-ADP	
				Region 6 Traffic and Safety				Sheet Subject: Architectural Finishes		Subset Sheet: A0.2	
										Sheet Number:	

# GENERAL NOTES (CONT):

(APPLY TO ALL LAYOUT REQUIRED FOR IMPROVEMENTS – SEE ALSO LEGENDS, SPECIFICATIONS AND SHEET NOTES)

11. The work in this contract may occur concurrent with work by others. Phasing, sequencing and coordination, with work by others, and on-going facility operations in and around the site area shall be coordinated with Owner's Representative.
12. The contractor will be required to complete all the work of this project according to these proposed drawings or subsequent clarification. A strict period of performance, including dates of substantial completion (for all and/or portions) and liquidation damages may be an integral element of this contract – see Contract Documents.
13. The contractor is required to maintain a complete and "up-to-date" set of all contract documents, including clarifications, change orders, etc., in good condition, at the construction site at all times. This set of documents will be made immediately available for review by the Owner's Representative and/or authorized Consultants upon request. Complete "As-Built" drawings and document submittals are also a requirement of this contract.
14. All work of this section shall be required to be staked by a registered surveyor (PLS). All layout information is based on "Ground Coordinates" and the contractor shall meet with the owner's representative and/or surveyors to clarify datum, benchmark and control points requirements.
15. All excavation, backfilling and soils related construction shall be in accordance with the owners Geotechnical Engineers report for the project (refer to that report) and per the owners Geotechnical Engineers full approval and direction.
16. Contractor shall refer to "other related drawings" for all other related improvements that will impact this project and require coordination.

Print Date: 02-25-09		Sheet Revisions		Colorado Department of Transportation		As Constructed		I-25/104th Avenue Interchange Bridge		Project No./Code	
File Name: A0.X-COVER-NOTES		Date:		DOT		No Revisions:		GENERAL NOTES		BR 0253-198	
Horiz. Scale: AS NOTED		Comments		4670 Holly Street Denver, CO 80216-6408 Phone: 303-398-6780 FAX: 720-945-1028		Revised:		RCW Structure		16170	
Vert. Scale: As Noted		Init:		Region 6 Traffic and Safety		Void:		BWG Numbers		E-17-ADP	
								Sheet Subset: Architectural Finishes		Subset Sheet: A0.3	
										Sheet Number:	



**DTJ DESIGN**  
 ARCHITECTURE  
 PLANNING  
 LANDSCAPE ARCHITECTURE

DTJ DESIGN, Inc.  
 1881 Ninth Street, Suite 103  
 Boulder, Colorado 80302  
 T 303.443.7533 F 303.443.7534  
 www.dtydesign.com

DTJ PROJ. 2008024.40

# LAYOUT NOTES

(APPLY TO ALL LAYOUT REQUIRED FOR IMPROVEMENTS – SEE ALSO LEGENDS, SPECIFICATIONS AND SHEET NOTES)

1. Verify Survey Info

All shown control points, baselines, benchmarks, property lines, setbacks, tree stakes, existing conditions to remain, and newly built adjacent construction (by others) shall be verified by a professionally certified surveyor (PLS.) as a part of this contract. Any deviations from information shown or conflicts with proposed improvements shall require the Owner's Representative to be notified immediately with written follow up (within 24 hours), describing any deviation or variations from the proposed layout as described in these plans. Written approval to proceed must be obtained from the Owner's Representative prior to any demolition or new construction.

2. Field Staking

All work shown shall be field staked and subject to field verification, review, and approval by the Owner's Representative prior to any construction or demolition. Field staking of all proposed work and adjacent construction (even if future work by others) may be required by the Owner's Representative prior to approval of all improvements and adequate stakes shall be provided by this Contractor's Surveyor.

3. Dimension Tolerances

The construction tolerances for this project are minimal and the dimensions shown are to be strictly adhered to.

4. Dimensions

Computed dimensions shall take precedence over scaled dimensions, and large scale over small scale drawings. Dimensions shown with (+/-) shall be the only layout information allowed to vary, and may only vary to the tolerances given.


5. Complete Project

The Contractor is responsible to provide "complete-in-place" systems and a complete project, and any intermittent or periodic approvals received for portions of work, stakes, grades, or forms (by the Owner's Representatives, architects, engineers, or others) shall not waive the Contractor's requirements to comply with the intent of any and all portions of this contract.

6. Staking

All locations for walks, roads, swales, walls, curbs, structures etc. shall be staked by a registered land surveyor. All layout information is based on "Ground Coordinates" and the Contractor shall meet with the Owner to clarify all datum, benchmark and control point requirements. Specific walk, wall and other specific site improvements. Centerline layout information will be available to the contractor by the engineer/landscape architect in AutoCAD format.

Print Date: 02-25-09		Sheet Revisions		Colorado Department of Transportation		As Constructed		I-25/104th Avenue Interchange Bridge		Project No./Code	
File Name: A0.X-COVER-NOTES		Date:		4670 Holly Street		No Revisions:		Designer:		BR 0253-198	
Horiz. Scale: AS NOTED		Comments		Denver, CO 80216-6408		Revised:		RCW Structure		16170	
Vert. Scale: As Noted		Init:		Phone: 303-398-6780 FAX: 720-945-1028		Void:		Detailer:		Sheet Number:	
				Region 6 Traffic and Safety				BWG Numbers		A0.4	
								Sheet Subject: Architectural Finishes		Sheet: A0.4	



**DTJ DESIGN**  
 ARCHITECTURE  
 PLANNING  
 LANDSCAPE ARCHITECTURE

DTJ DESIGN, Inc.  
 1881 Ninth Street, Suite 103  
 Boulder, Colorado 80302  
 T 303.443.7533 F 303.443.7534  
 www.dtydesign.com

DTJ PROJ. 2008024.40

# SUMMARY OF APPROXIMATE QUANTITIES FOR ARCHITECTURAL STRUCTURE ENHANCEMENTS

CONTRACT ITEM NO.	CONTRACT ITEM	UNIT	ARCH. STRUCTURE ENHANCEMENTS	TOTALS
206-00000	Structure Excavation	CY	277.0	277.0
206-00200	Structure Backfill (Class 2)	CY	188.0	188.0
213-00005	Mulching (Decorative)	CF	480.0	480.0
213-00070	Landscape Weed Barrier Fabric	SY	120.0	120.0
213-00300	Concrete Landscape Border	LF	230.0	230.0
503-00018	Drilled Caisson (18 Inch)	LF	278.0	278.0
504-06400	Soil Nail Wall	SF	428.0	428.0
507-00100	Concrete Slope and Ditch Paving (Reinforced)	CY	1.3	1.3
509-90003	Paint Structural Steel	LS	1.0	1.0
514-00200	Pedestrian Railing (Steel)	LF	128.0	128.0
514-00201	Pedestrian Railing (Steel) (Special)	LF	508.0	508.0
601-03000	Concrete Class D	CY	108.0	108.0
601-03050	Concrete Class D (Wall)	CY	35.7	35.7
601-21010	Precast Concrete Unit	CY	11.0	11.0
601-40301	Structural Concrete Coating	SF	14100.0	14100.0
602-00020	Reinforcing Steel (Epoxy Coated)	LB	11895.0	11895.0
613-00075	3/4 inch Electrical Conduit	LF	400.0	400.0
613-00200	2 inch Electrical Conduit	LF	670.0	670.0
613-07010	Pull Box (Surface Mounted)	EA	18.0	18.0
613-07034	Pull Box (24"x36"x18")	EA	9.0	9.0
613-10010	Wiring (SPECIAL)	LS	1.0	1.0
613-15000	Floodlight	EA	9.0	9.0
613-16010	Light Standard and Luminaire (Decorative)	EA	20.0	20.0
613-40000	Concrete Foundation Pad	EA	9.0	9.0
613-50010	Photoelectric Cell	EA	1.0	1.0
613-50100	Lighting Control Center	EA	1.0	1.0
613-81800	Branch Circuit Panel (Special)	EA	1.0	1.0
614-00035	Sign Panel (Special)	SF	750.0	750.0

Print Date: 02-25-09  
 File Name: AO.X-COVER-NOTES  
 Horiz. Scale: AS NOTED  
 Vert. Scale: As Noted

Sheet Revisions	
Date:	Comments

Colorado Department of Transportation  
 4670 Holly Street  
 Denver, CO 80216-6408  
 Phone: 303-398-6780 FAX: 720-945-1028

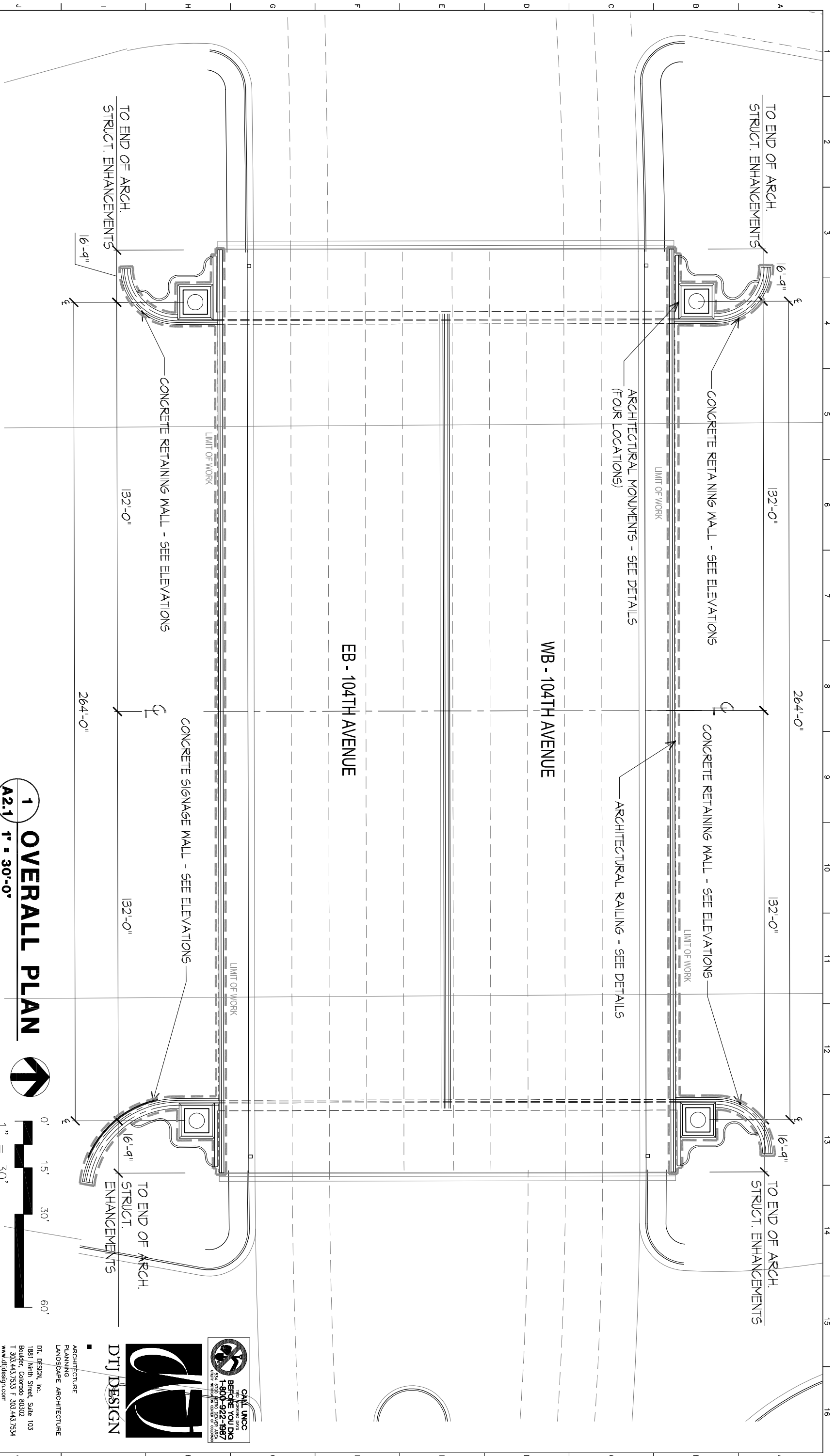
As Constructed  
 No Revisions:  
 Revised:  
 Void:

1-25/104th Avenue Interchange Bridge  
**SUMMARY OF APPROXIMATE QUANTITIES**  
 Designer: RCW  
 Detailer: BWG  
 Structure Numbers  
 Subset Sheet: E-17-ADP

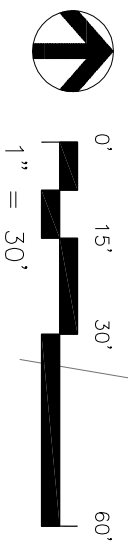
Project No./Code  
 BR 0253-198  
 16170  
 Sheet Number:

DTJ PROJ. 2008024.40





**1**  
**OVERALL PLAN**  
1" = 30'-0"



Print Date: 02-25-09  
File Name: A2.X-PLAN  
Horiz. Scale: AS NOTED  
Vert. Scale: As Noted

Sheet Revisions	
Date:	Comments

Colorado Department of Transportation  
4670 Holly Street  
Denver, CO 80216-6408  
Phone: 303-398-6780 FAX: 720-945-1028  
Region 6 Traffic and Safety

As Constructed  
No Revisions:  
Revised:  
Void:

1-25/104th Avenue Interchange Bridge  
**OVERALL PLAN**

Project No./Code  
BR 0253-198

**DTJ DESIGN**  
ARCHITECTURE  
PLANNING  
LANDSCAPE ARCHITECTURE

DTJ DESIGN, Inc.  
1881 Ninth Street, Suite 103  
Boulder, Colorado 80302  
T 303.443.7533 F 303.443.7534  
www.dtdesign.com

**CALL UNCC**  
THE UNIFORMED SERVICES  
UNIVERSITY HEALTH  
SYSTEM  
1600 S. 104th  
AVENUE  
DENVER, CO 80231  
UNIFORMED SERVICES CENTER OF COLORADO

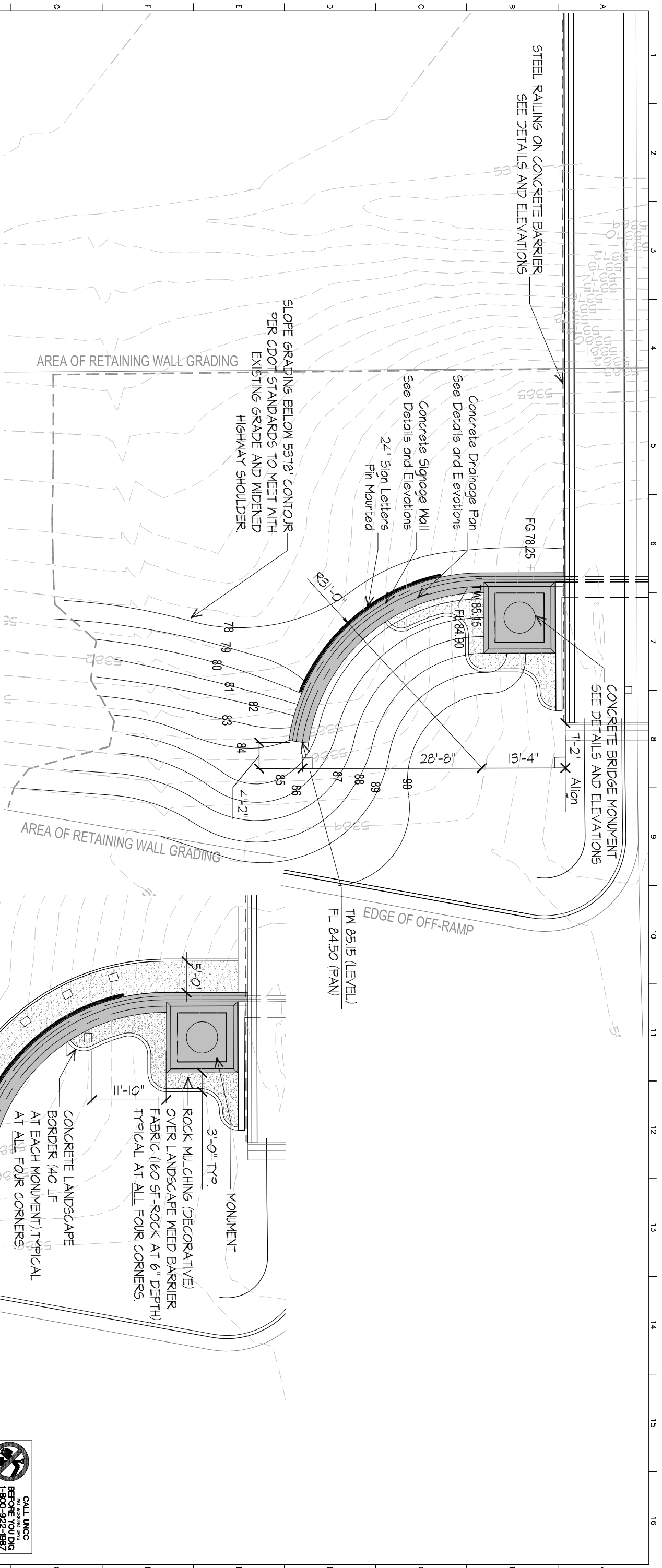




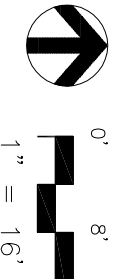
Designer:	RCW
Detailer:	BWG
Structure	E-17-ADP
Numbers	

Sheet Subject:	Architectural Finishes
Subset Sheet:	A2.1
Sheet Number:	







**1 ENLARGED PLAN - SE CORNER**



**TYPICAL CURB/MULCH PLAN**



DTJ DESIGN, Inc.  
1981 Ninth Street, Suite 103  
Boulder, Colorado 80302  
T 303.443.7533 F 303.443.7534  
www.dtydesign.com



Print Date: 02-25-09  
File Name: A2.X-PLAN  
Horiz. Scale: AS NOTED  
Vert. Scale: As Noted

Sheet Revisions	
Date:	Comments

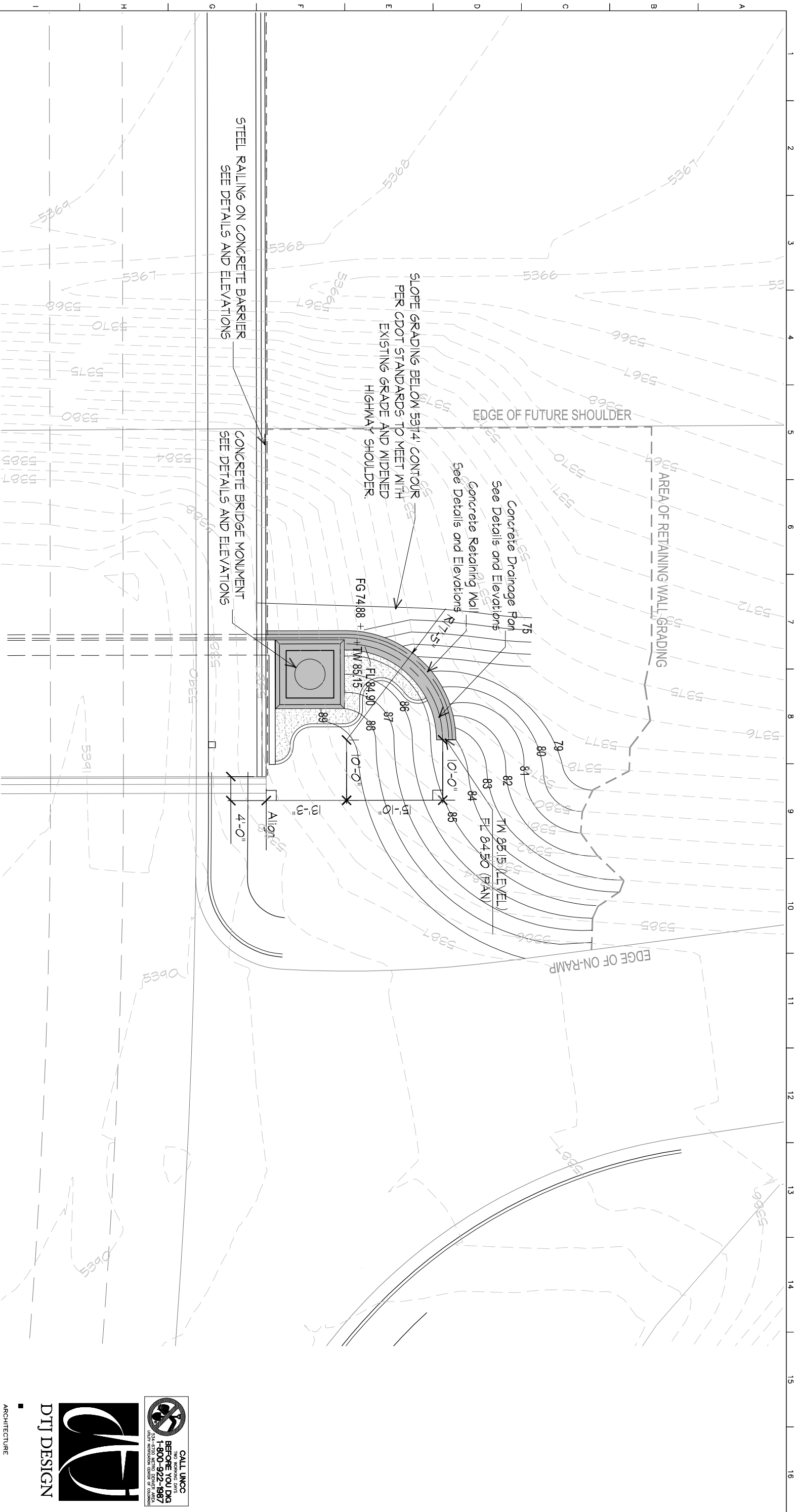
Colorado Department of Transportation  
4670 Holly Street  
Denver, CO 80216-6408  
Phone: 303-398-6780 FAX: 720-945-1028  
Region 6 Traffic and Safety

As Constructed  
No Revisions:

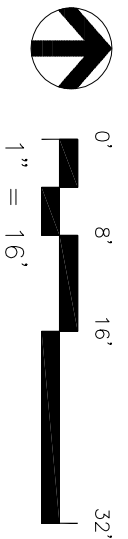
1-25/104th Avenue Interchange Bridge  
**ENLARGED PLAN**

Project No./Code  
BR 0253-198

Revised:	RCW Structure	E-17-ADP
Void:	BWG Numbers	16170
	Sheet Subject: Architectural Finishes	Subset Sheet: A2.2
		Sheet Number: 16



**1 ENLARGED PLAN - NE CORNER**



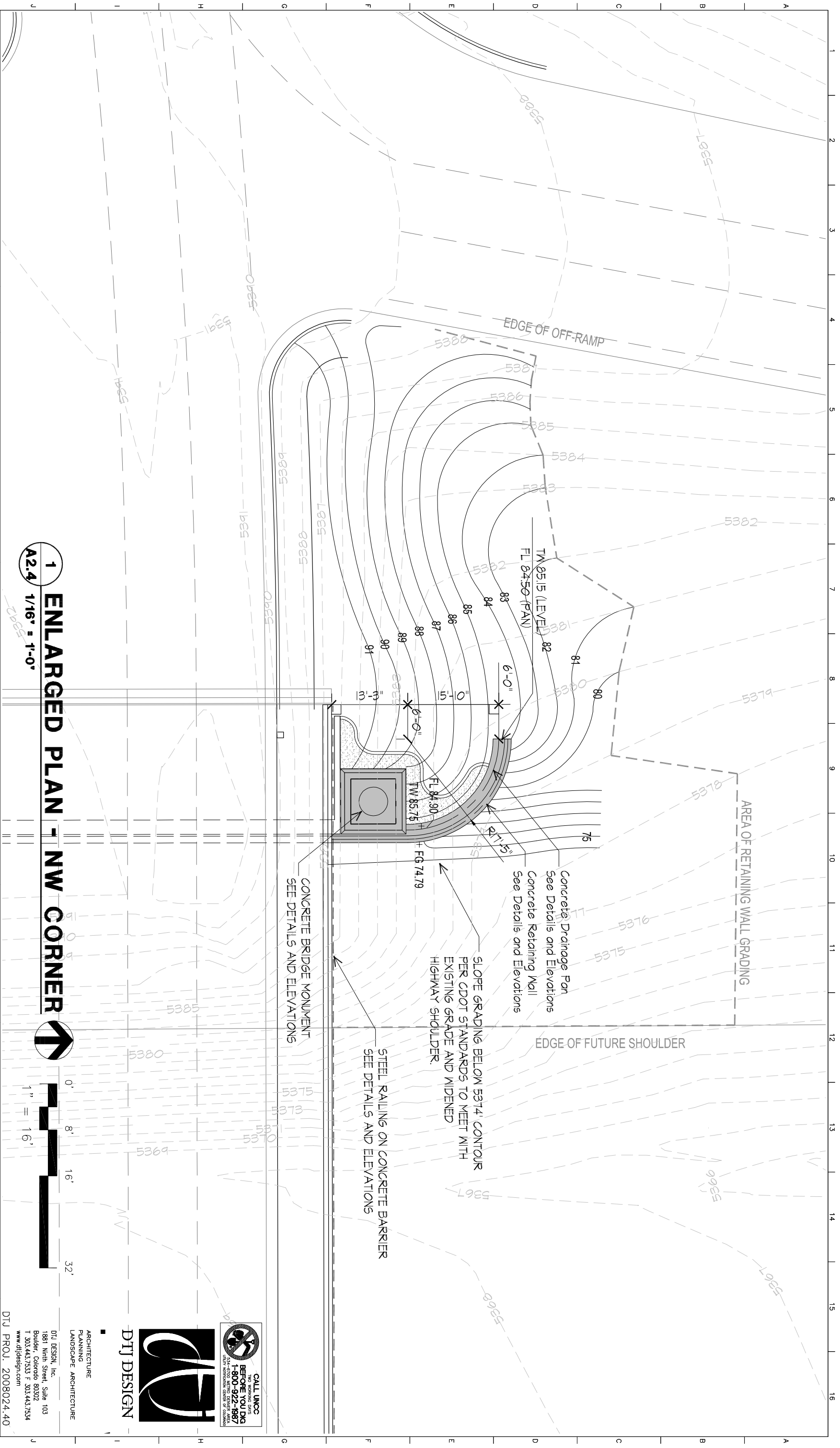
**CALL UNCC**  
 THE UNCC CENTER FOR  
 URBAN AND COMMUNITY  
 DESIGN  
 1400 92nd Street  
 Golden, CO 80641  
 303.441.7533

**DTJ DESIGN**  
 ARCHITECTURE  
 PLANNING  
 LANDSCAPE ARCHITECTURE

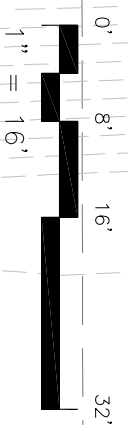
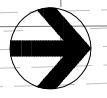
DTJ DESIGN, Inc.  
 1881 Ninth Street, Suite 103  
 Boulder, Colorado 80502  
 T 303.443.7533 F 303.443.7534  
 www.dtjdesign.com

DTJ PROJ. 2008024.40

Print Date: 02-25-09		Date:	
File Name: A2.X-PLAN		Comments	
Horiz. Scale: AS NOTED		Init:	
Vert. Scale: As Noted		No Revisions:	
		Revised:	
		Void:	
Colorado Department of Transportation		As Constructed	
4670 Holly Street Denver, CO 80216-6408 Phone: 303-398-6780 FAX: 720-945-1028		I-25/104th Avenue Interchange Bridge <b>ENLARGED PLAN</b>	
Region 6 Traffic and Safety		Designer: RCW Detailer: BWG Structure Numbers: E-17-ADP	
		Sheet Subject: Architectural Finishes	
		Subset Sheet: A2.3	
		Project No./Code: BR 0253-198	
		Sheet Number: 16170	



**1 ENLARGED PLAN - NW CORNER**  
**A2.4 1/16" = 1'-0"**



Print Date: 02-25-09
File Name: A2.X-PLAN
Horiz. Scale: AS NOTED
Vert. Scale: As Noted

Sheet Revisions		
Date:	Comments	Init:

Colorado Department of Transportation  
 4670 Holly Street  
 Denver, CO 80216-6408  
 Phone: 303-398-6780 FAX: 720-945-1028


As Constructed  
 No Revisions:  
 Revised:  
 Void:

1-25/104th Avenue Interchange Bridge  
**ENLARGED PLAN**  
 Designer: RCW  
 Detailer: BWG  
 Structure Numbers: E-17-ADP  
 Subset Sheet: A2.4

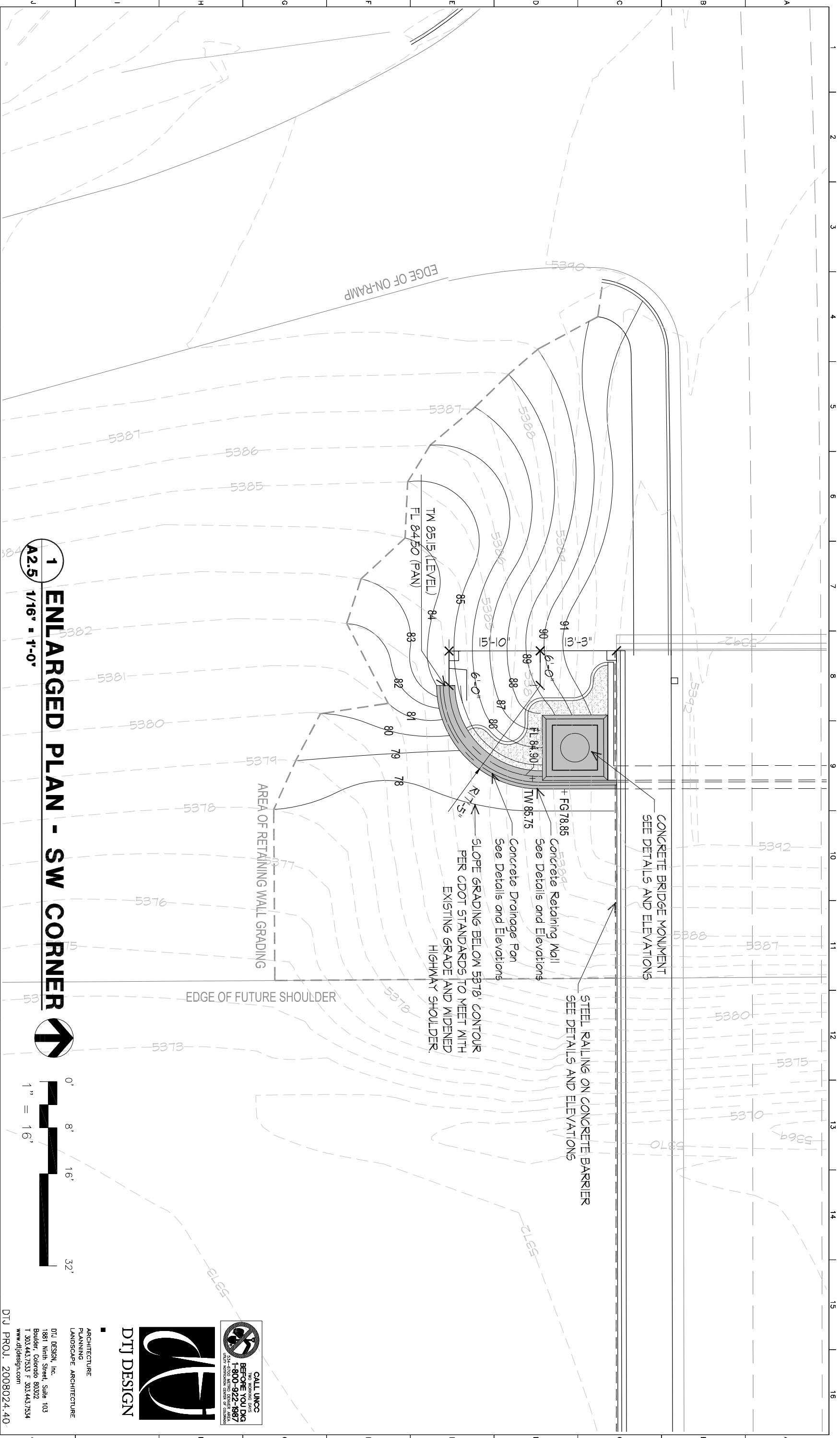
Project No./Code: BR 0253-198  
 Sheet Number: 16170

DTJ PROJ. 2008024.40

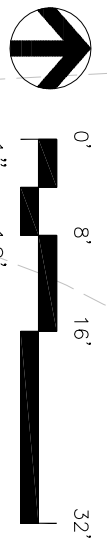
ARCHITECTURE  
 PLANNING  
 LANDSCAPE ARCHITECTURE  
 DTJ DESIGN, Inc.  
 1881 Ninth Street, Suite 103  
 Boulder, Colorado 80302  
 T 303.443.7533 F 303.443.7534  
 www.dtijsdesign.com



Region 6 Traffic and Safety



**1** ENLARGED PLAN - SW CORNER  
**A2.5** 1/16" = 1'-0"



Print Date: 02-25-09  
 File Name: A2.X-PLAN  
 Horiz. Scale: AS NOTED  
 Vert. Scale: As Noted

Sheet Revisions	
Date:	Comments

Colorado Department of Transportation  
 4670 Holly Street  
 Denver, CO 80216-6408  
 Phone: 303-398-6780 FAX: 720-945-1028  
 Region 6 Traffic and Safety

As Constructed	
No Revisions:	Revised:

1-25/104th Avenue Interchange Bridge  
**ENLARGED PLAN**

Designer: RCW Structure  
 Detailer: BWG Numbers  
 Sheet Subject: Architectural Finishes

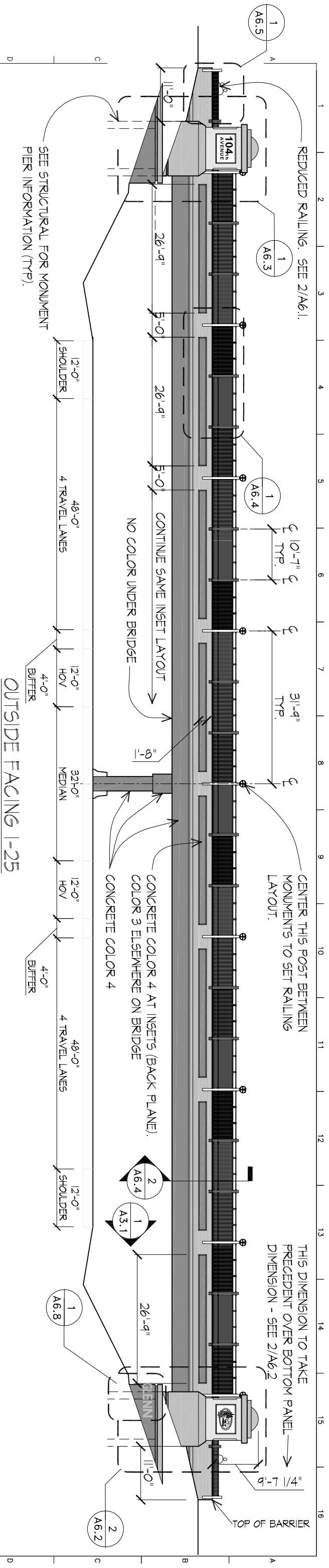
Project No./Code	Sheet Number:
BR 0253-198	A2.5
16170	

DTJ PROJ. 2008024.40

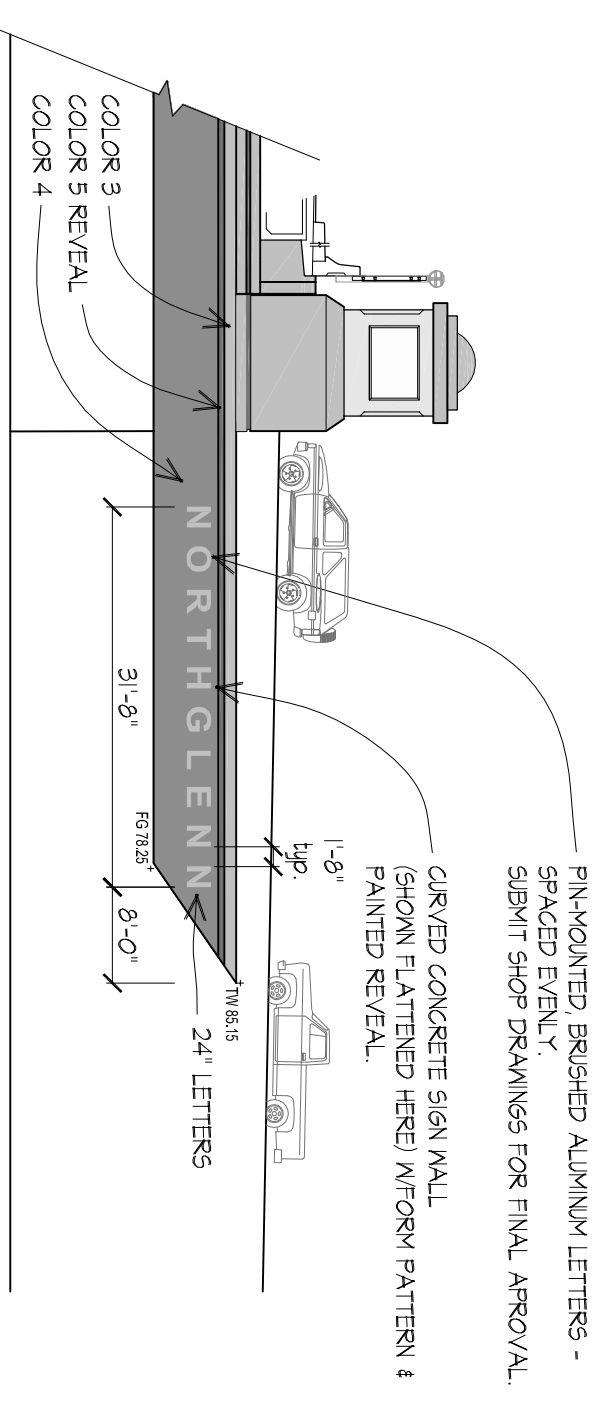
ARCHITECTURE  
 PLANNING  
 LANDSCAPE ARCHITECTURE

DTJ DESIGN, Inc.  
 1881 Ninth Street, Suite 103  
 Boulder, Colorado 80302  
 T 303.443.7533 F 303.443.7534  
 www.dtjdesign.com

CALL UNCC  
 THE UNIFORM  
 BEING  
 1-800-922-1887  
 UNCC  
 UNIFORM CENTER OF COLORADO



**2 SOUTH BRIDGE ELEVATION**  
**A3.1 1" = 20'-0" (LAYOUT SAME ON NORTH BRIDGE ELEVATION)**



**1 RETAINING/SIGNAGE WALL ELEVATION**  
**A3.1 1/16" = 1'-0"**

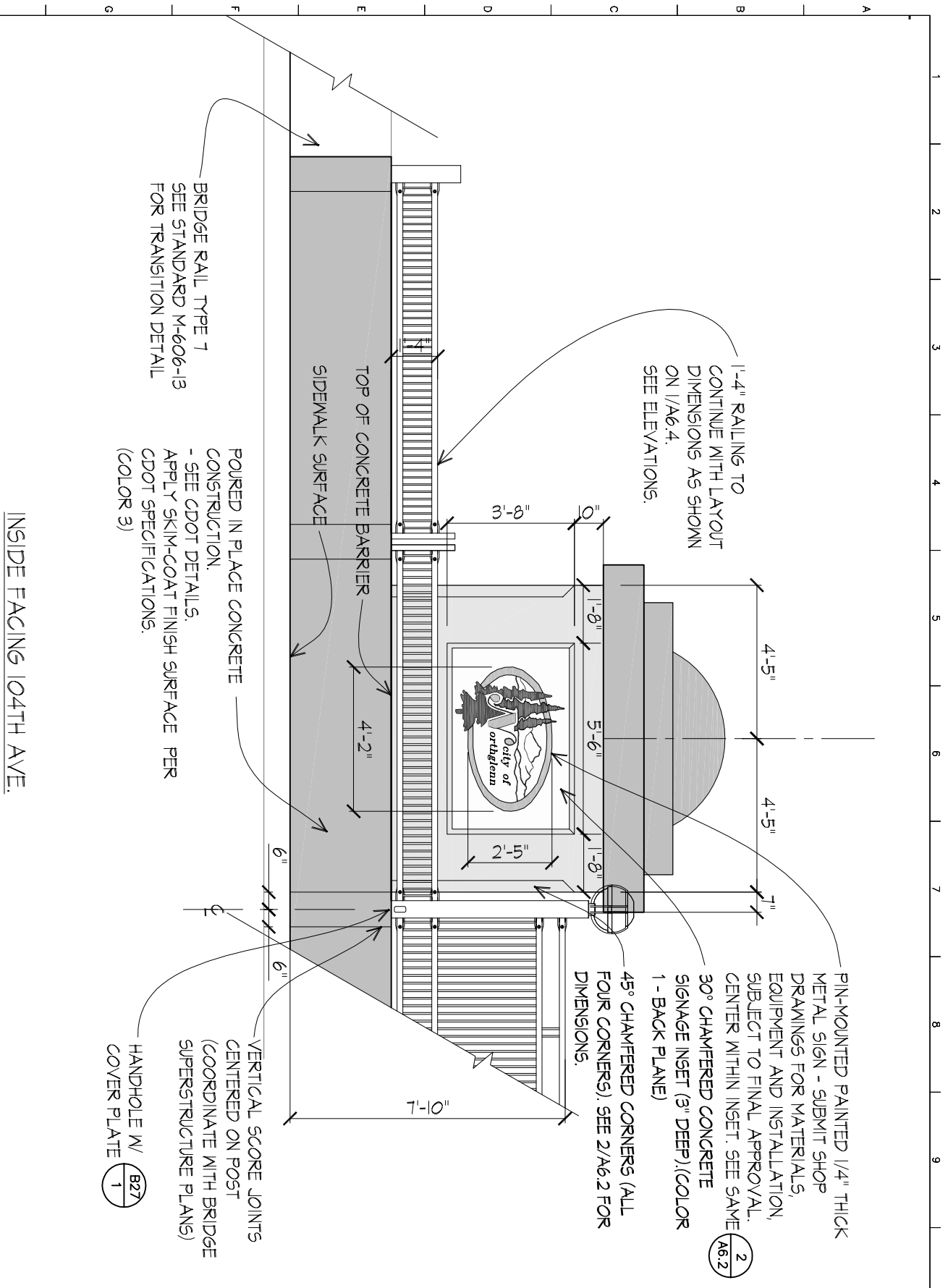
DESIGNATION	ITEM	COLOR/NUMBER
COLOR 1	STRUCTURAL CONCRETE COATING	36650 FED. STD. 545B
COLOR 2	STRUCTURAL CONCRETE COATING	36650 FED. STD. 545B
COLOR 3	STRUCTURAL CONCRETE COATING	36650 FED. STD. 545B
COLOR 4	STRUCTURAL CONCRETE COATING	36650 FED. STD. 545B
COLOR 5	STRUCTURAL CONCRETE COATING	36650 FED. STD. 545B
-	PEDESTRIAN RAILING	BRONZE (MATCH GLOBE LIGHT)
-	"NORTHGLENN" LETTERS	BRUSHED ALUMINUM
-	"NORTHGLENN" LOGO	BRONZE (MATCH GLOBE LIGHT)
-	"104TH AVE." LETTERS	BRONZE (MATCH GLOBE LIGHT)

**DTJ DESIGN**  
 ARCHITECTURE  
 PLANNING  
 LANDSCAPE ARCHITECTURE

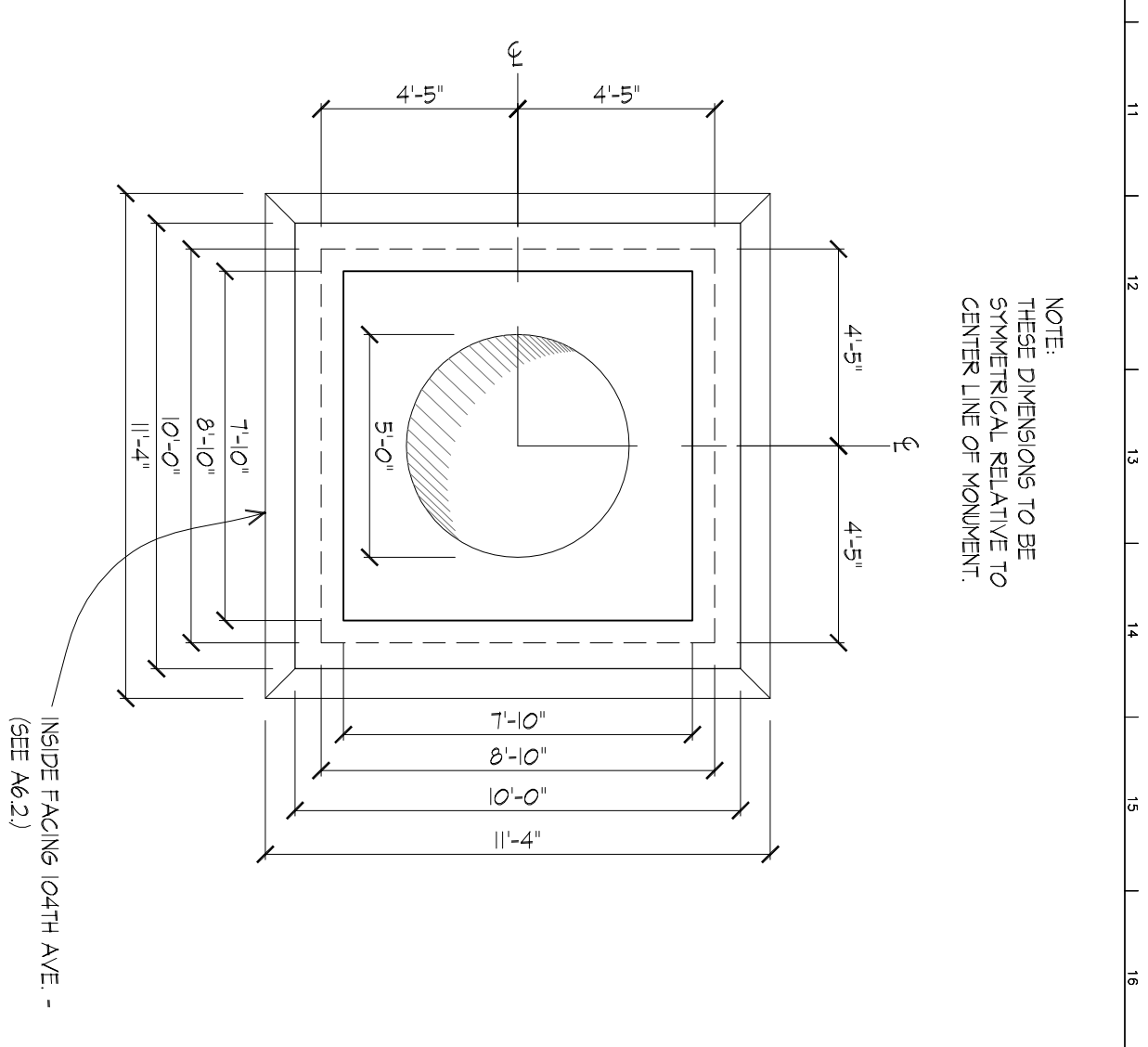
DTJ DESIGN, Inc.  
 1881 Ninth Street, Suite 103  
 Boulder, Colorado 80502  
 T 303.443.7533 F 303.443.7534  
 www.d tjdesign.com

DTJ PROJ. 2008024.40

Print Date: 02-25-09	File Name: A3.1-ELEV	Horiz. Scale: AS NOTED	Vert. Scale: As Noted
Sheet Revisions		Date:	Comments
Colorado Department of Transportation		As Constructed	
Region 6 Traffic and Safety		1-25/104th Avenue Interchange Bridge	
Project No./Code		BR 0253-198	
ELEVATIONS		16170	
Designer: RCW		Structure	
Detailer: BWG		Numbers	
Sheet Subst: Architectural Finishes		Subset Sheet: A3.1	
Sheet Number:		16	



**2**  
**MONUMENT ELEVATION (4 EA.)**  
A6.1 1/4" = 1'-0"




**1**  
**MONUMENT PLAN**  
A6.1 1/4" = 1'-0"

Print Date: 02-25-09
File Name: A6.X-DETAILS
Horiz. Scale: AS NOTED
Vert. Scale: As Noted

Sheet Revisions	
Date:	Comments

**Colorado Department of Transportation**



4670 Holly Street  
Denver, CO 80216-6408  
Phone: 303-398-6780 FAX: 720-945-1028

**Region 6 Traffic and Safety**

<b>As Constructed</b>
No Revisions:
Revised:
Void:

**1-25/104th Avenue Interchange Bridge**

**DETAILS**

Designer:	RCW	Project No./Code	BR 0253-198
Detailer:	BWG	Structure	E-17-ADP
Sheet Subject: Architectural Finishes	Numbers	Sheet Number:	16170
Subset Sheet:			A6.1

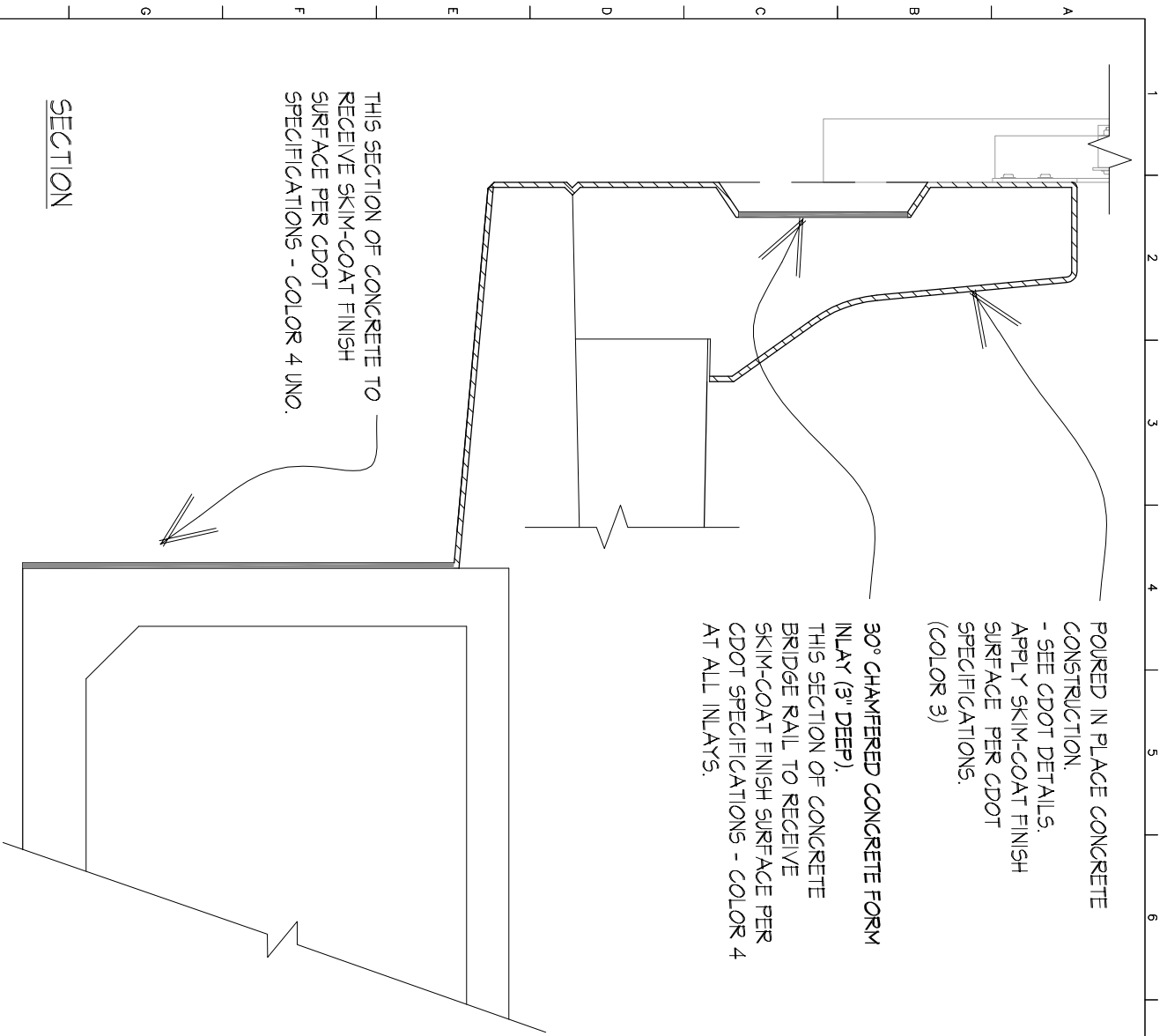
**DTJ DESIGN**



ARCHITECTURE  
PLANNING  
LANDSCAPE ARCHITECTURE

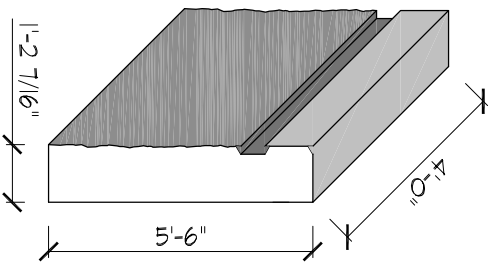
DTJ DESIGN, Inc.  
1881 Ninth Street, Suite 103  
Boulder, Colorado 80302  
T 303.443.7533 F 303.443.7534  
www.dtydesign.com

DTJ PROJ. 2008024.40

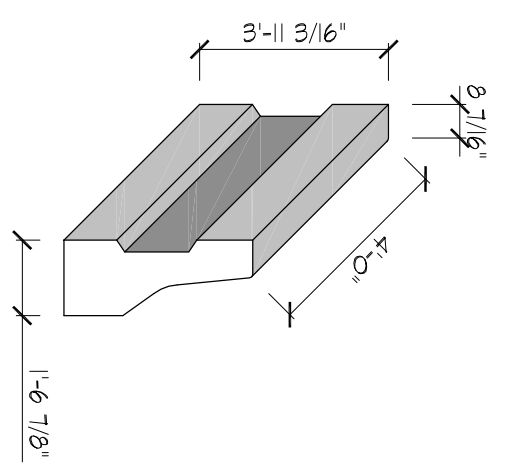


**2 CONCRETE SURFACING**  
6.10 3/4" = 1'-0"

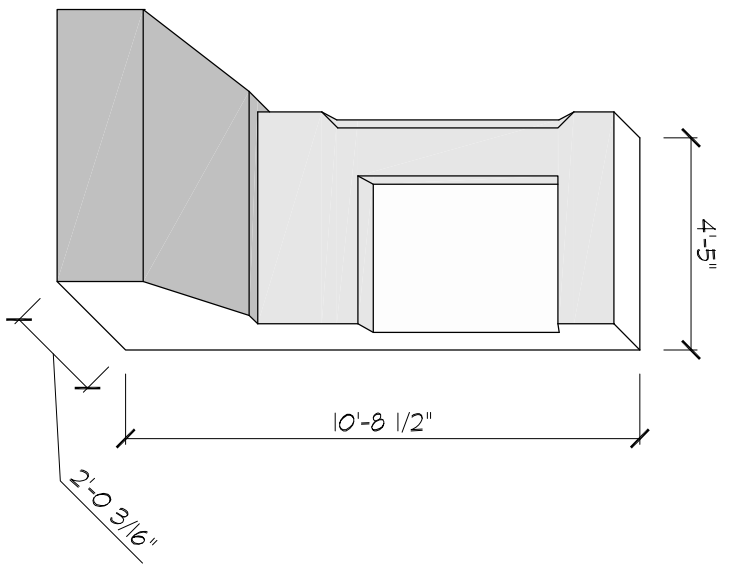
(1) RETAINING WALL MOCK-UP



(1) CONCRETE BRIDGE RAIL MOCK-UP



(1) MONUMENT MOCK-UP




NOTE: IN CONSTRUCTING EACH MOCK-UP, UTILIZE DIMENSIONS, FINISHES, COLORS, AND EDGE CONDITIONS AS OUTLINED IN THE PLANS AND DETAILS FOR THIS PROJECT. THESE DIMENSIONS SHOW A GENERALIZED MASS FOR USE IN APPROVING METHODS, MATERIALS, AND WORKMANSHIP ONLY.

**1 MOCK-UPS / FINISHES, COLORS AND EDGES**  
6.10 1/4" = 1'-0"

DTJ PROJ. 2008024.40

ARCHITECTURE  
PLANNING  
LANDSCAPE ARCHITECTURE

DTJ DESIGN, Inc.  
1981 Ninth Street, Suite 103  
Boulder, Colorado 80302  
T 303.443.7533 F 303.443.7534  
www.dtjdesign.com



Colorado Department of Transportation

4670 Holly Street  
Denver, CO 80216-6408  
Phone: 303-398-6780 FAX: 720-945-1028

Region 6 Traffic and Safety

As Constructed

No Revisions:  
Revised:  
Void:

1-25/104th Avenue Interchange Bridge

DETAILS  
Designer: RCW  
Detailer: BWG  
Structure Numbers  
E-17-ADP

Project No./Code

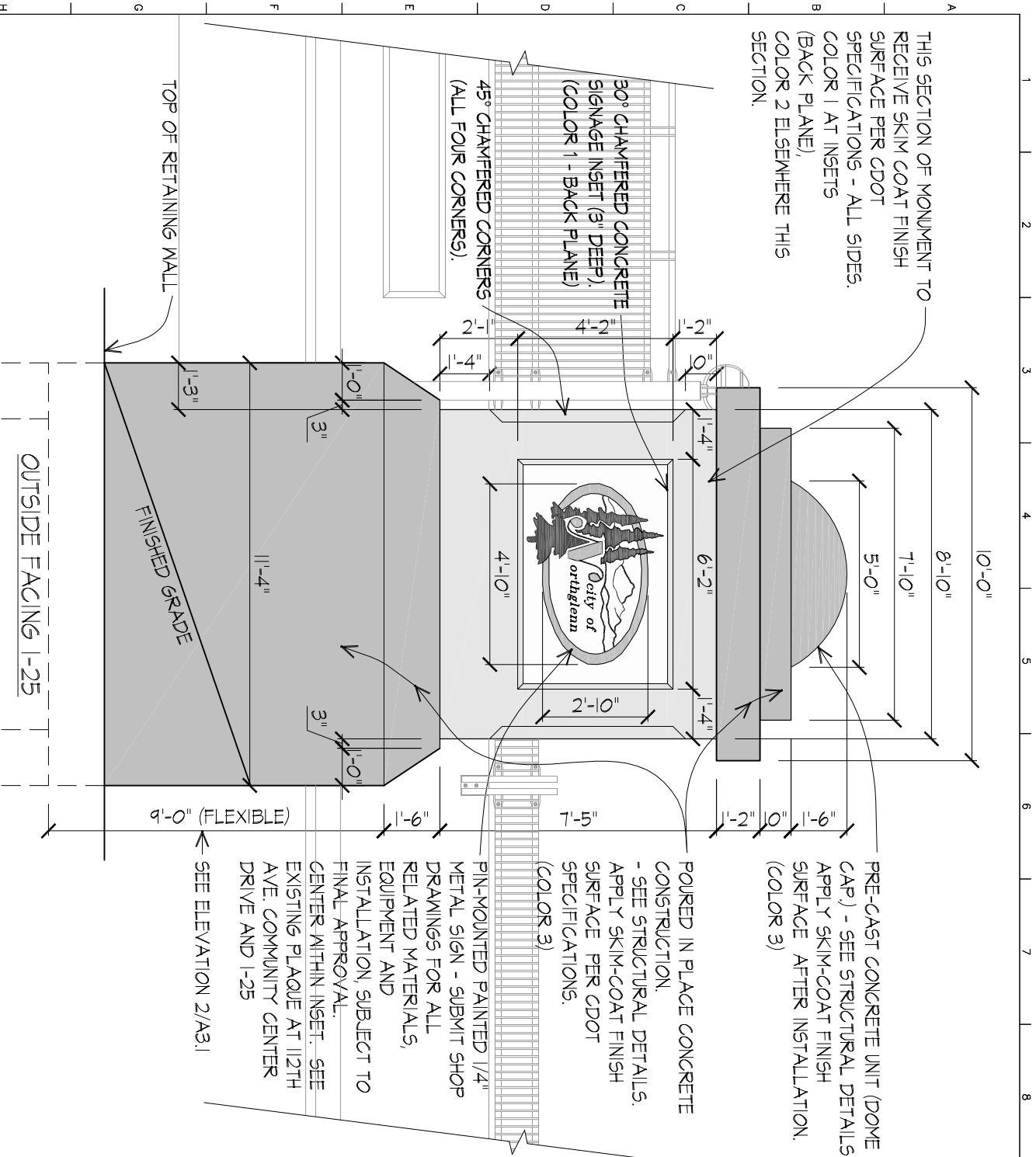
BR 0253-198  
16170

Sheet Revisions

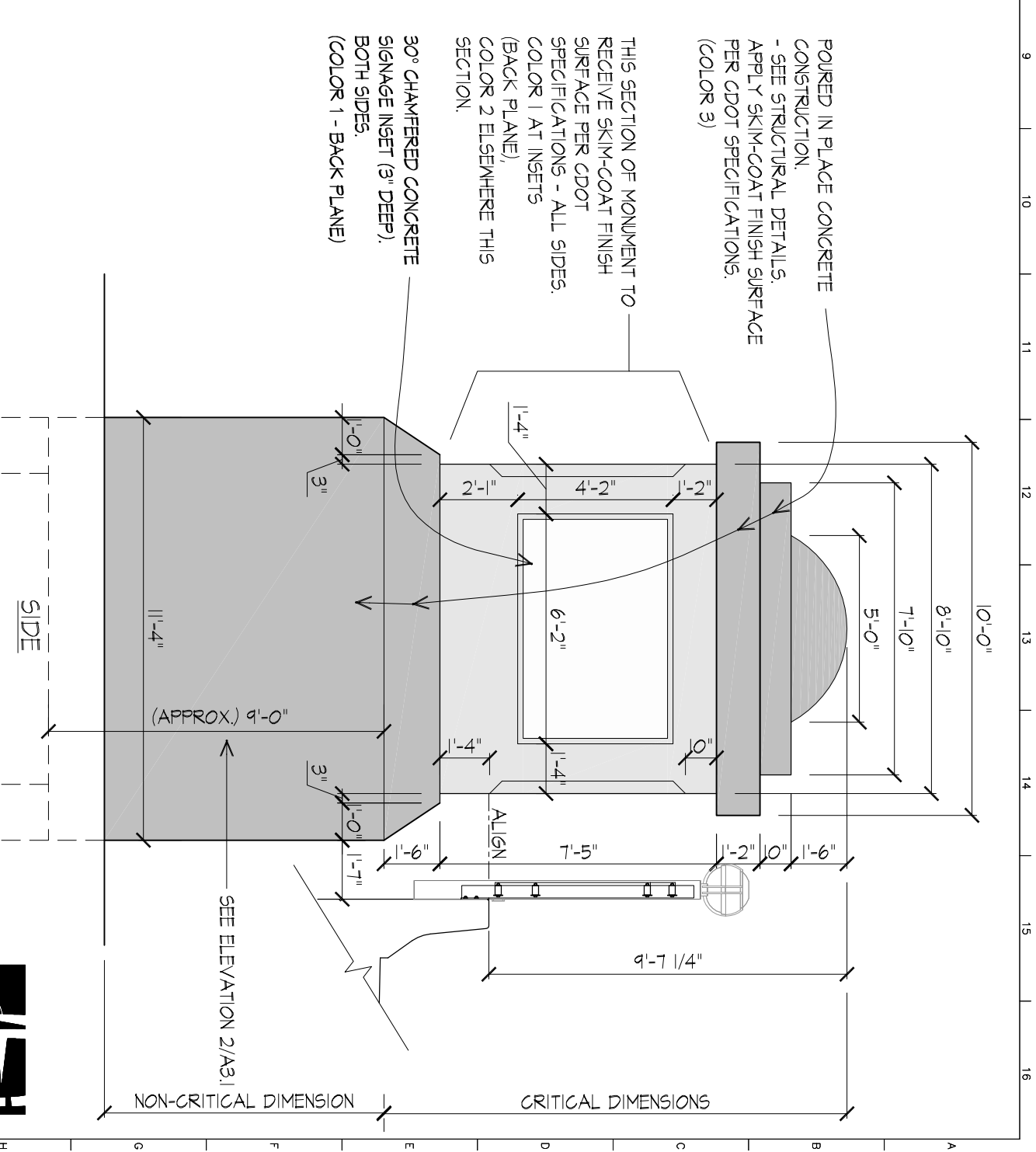
Date:	Comments	Init:

Print Date: 02-25-09

File Name: A6.X-DETAILS  
Horiz. Scale: AS NOTED  
Vert. Scale: As Noted



**2 MONUMENT ELEVATION - (12 EA.) SE/NW**  
**A6.2 1/4" = 1'-0"**



**1 MONUMENT ELEVATION - (18 EA.)**  
**A6.2 1/4" = 1'-0"**

Print Date: 02-25-09  
 File Name: A6.X-DETAILS  
 Horiz. Scale: AS NOTED  
 Vert. Scale: As Noted

Sheet Revisions	
Date:	Comments

Colorado Department of Transportation  
 4670 Holly Street  
 Denver, CO 80216-6408  
 Phone: 303-398-6780 FAX: 720-945-1028  
 Region 6 Traffic and Safety

As Constructed	
No. Revisions:	

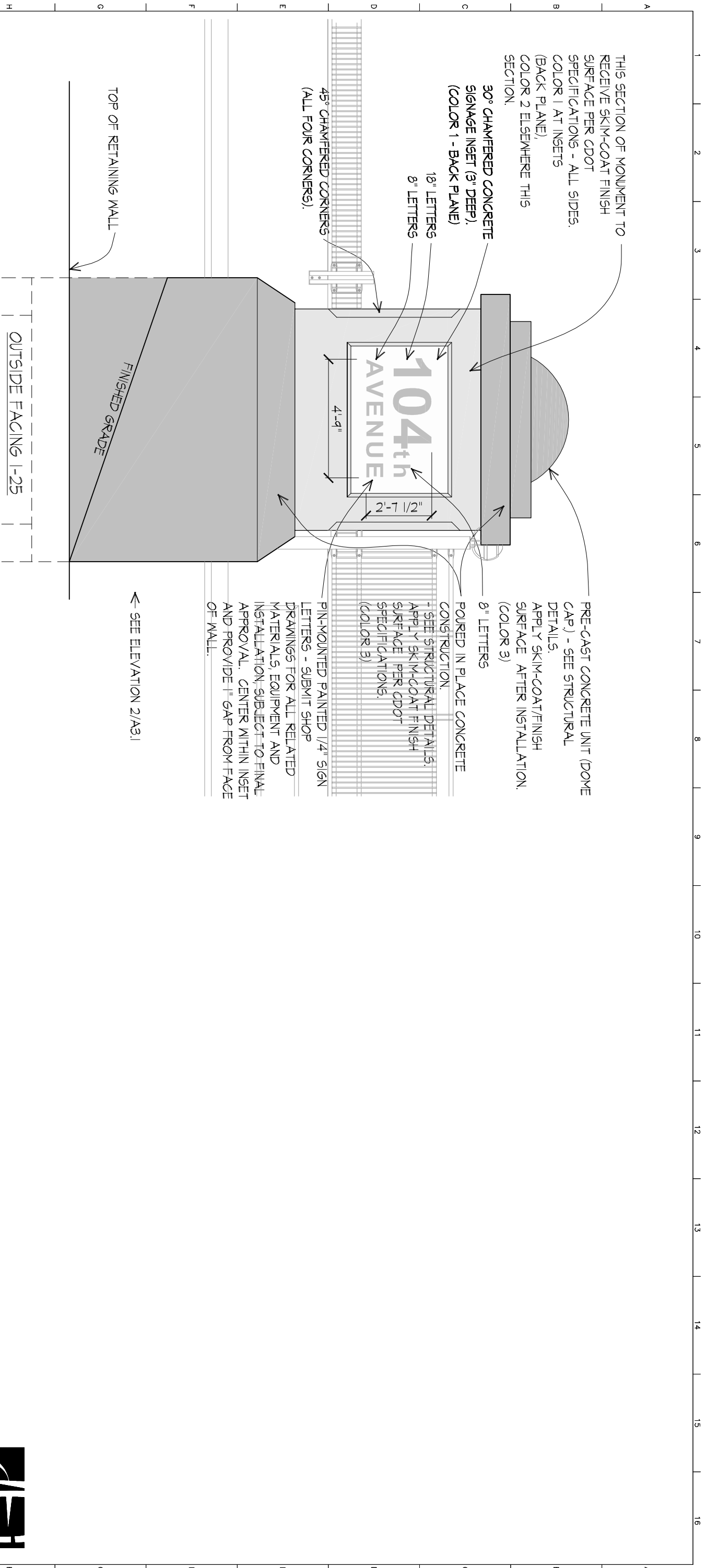
DTJ DESIGN, Inc.  
 ARCHITECTURE  
 PLANNING  
 LANDSCAPE ARCHITECTURE  
 1881 Ninth Street, Suite 103  
 Boulder, Colorado 80302  
 T 303.443.7533 F 303.443.7534  
 www.dtdesign.com

DTJ DESIGN

ARCHITECTURE  
 PLANNING  
 LANDSCAPE ARCHITECTURE

1881 Ninth Street, Suite 103  
 Boulder, Colorado 80302  
 T 303.443.7533 F 303.443.7534  
 www.dtdesign.com






**1 MONUMENT ELEVATION - (2 EA.) SW/NE**  
**A6.3 1/4" = 1'-0"**

DTJ PROJ. 2008024.40

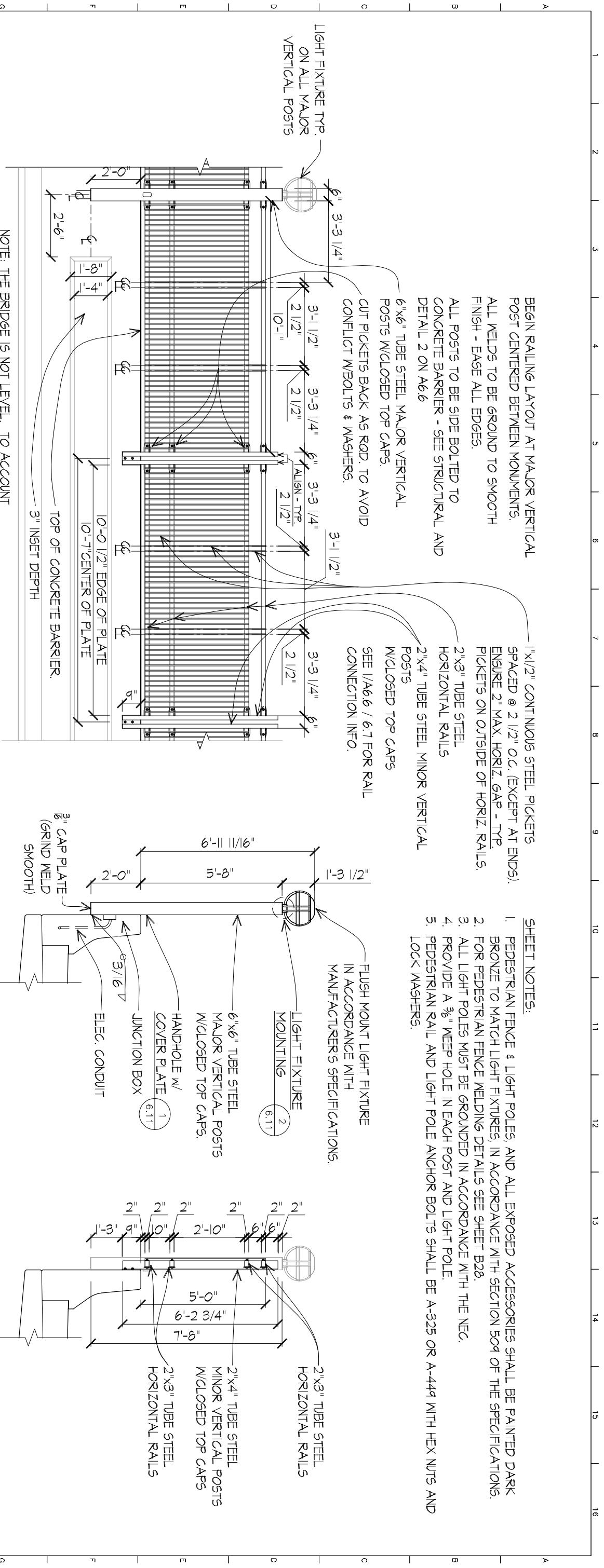
ARCHITECTURE  
 PLANNING  
 LANDSCAPE ARCHITECTURE

DTJ DESIGN, Inc.  
 1881 Ninth Street, Suite 103  
 Boulder, Colorado 80302  
 T 303.443.7533 F 303.443.7534  
 www.dtydesign.com



Print Date: 02-25-09	Sheet Revisions	
File Name: A6.X-DETAILS	Date:	Comments
Horiz. Scale: AS NOTED	Vert. Scale: As Noted	Init:

Colorado Department of Transportation		As Constructed		I-25/104th Avenue Interchange Bridge		Project No./Code	
Region 6 Traffic and Safety		No Revisions:		DETAILS		BR 0253-198	
4670 Holly Street Denver, CO 80216-6408 Phone: 303-398-6780 FAX: 720-945-1028		Revised:		Designer: RCW Detailer: BWG		E-17-ADP	
Region 6 Traffic and Safety		Void:		Structure Numbers		16170	
				Subset: Architectural Finishes		Sheet Number:	



BEGIN RAILING LAYOUT AT MAJOR VERTICAL POST CENTERED BETWEEN MONUMENTS. ALL WELDS TO BE GROUND TO SMOOTH FINISH - EASE ALL EDGES. ALL POSTS TO BE SIDE BOLTED TO CONCRETE BARRIER - SEE STRUCTURAL AND DETAIL 2 ON A6.6

1"x1/2" CONTINUOUS STEEL PICKETS SPACED @ 2 1/2" O.C. (EXCEPT AT ENDS). ENSURE 2" MAX. HORIZ. GAP - TYP. PICKETS ON OUTSIDE OF HORIZ. RAILS. 2"x3" TUBE STEEL HORIZONTAL RAILS 2"x4" TUBE STEEL MINOR VERTICAL POSTS W/CLOSED TOP CAPS SEE 1/A6.6 / 6.7 FOR RAIL CONNECTION INFO.

- SHEET NOTES:
1. PEDESTRIAN FENCE & LIGHT POLES, AND ALL EXPOSED ACCESSORIES SHALL BE PAINTED DARK BRONZE TO MATCH LIGHT FIXTURES, IN ACCORDANCE WITH SECTION 509 OF THE SPECIFICATIONS.
  2. FOR PEDESTRIAN FENCE WELDING DETAILS SEE SHEET B28.
  3. ALL LIGHT POLES MUST BE GROUNDED IN ACCORDANCE WITH THE NEC.
  4. PROVIDE A 3/8" WEEP HOLE IN EACH POST AND LIGHT POLE.
  5. PEDESTRIAN RAIL AND LIGHT POLE ANCHOR BOLTS SHALL BE A-325 OR A-449 WITH HEX NUTS AND LOCK WASHERS.

NOTE: THE BRIDGE IS NOT LEVEL. TO ACCOUNT FOR THIS - ALL VERTICAL ELEMENTS WILL BE PERPENDICULAR TO BRIDGE SURFACE (NOT NECESSARILY PLUMB). HORIZONTAL RAILS WILL BE PARALLEL TO BRIDGE SURFACE (NOT NECESSARILY LEVEL). SET VERTICAL DIMENSIONS AS SHOWN AT ALL POSTS. COMPENSATION IN SPACING WILL BE ADJUSTED WITH THE SLACK IN THE OVAL BOLT HOLES IN THE CONNECTION PLATES.

NOTE: ALL STEEL RAILING TO BE SANDBLASTED, PHOSPHATE WASHED, PRIMED AND PAINTED - SEE SPECS. SEE 2/A6.1, 2/A6.3 AND 1/A6.4 FOR MORE INFO.

OUTSIDE FACING 1-25

# 1 5'-0" RAILING ELEVATION & SECTION

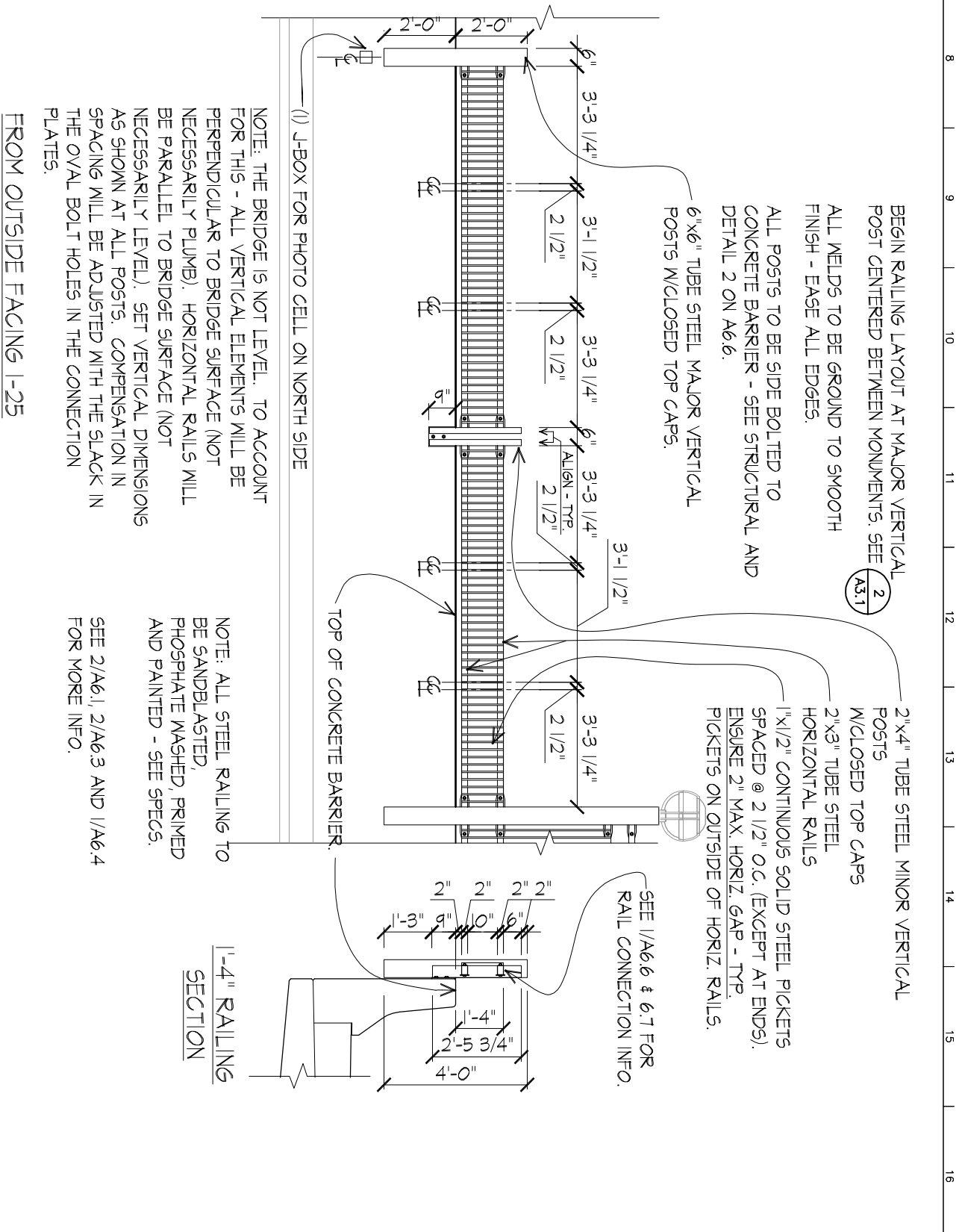
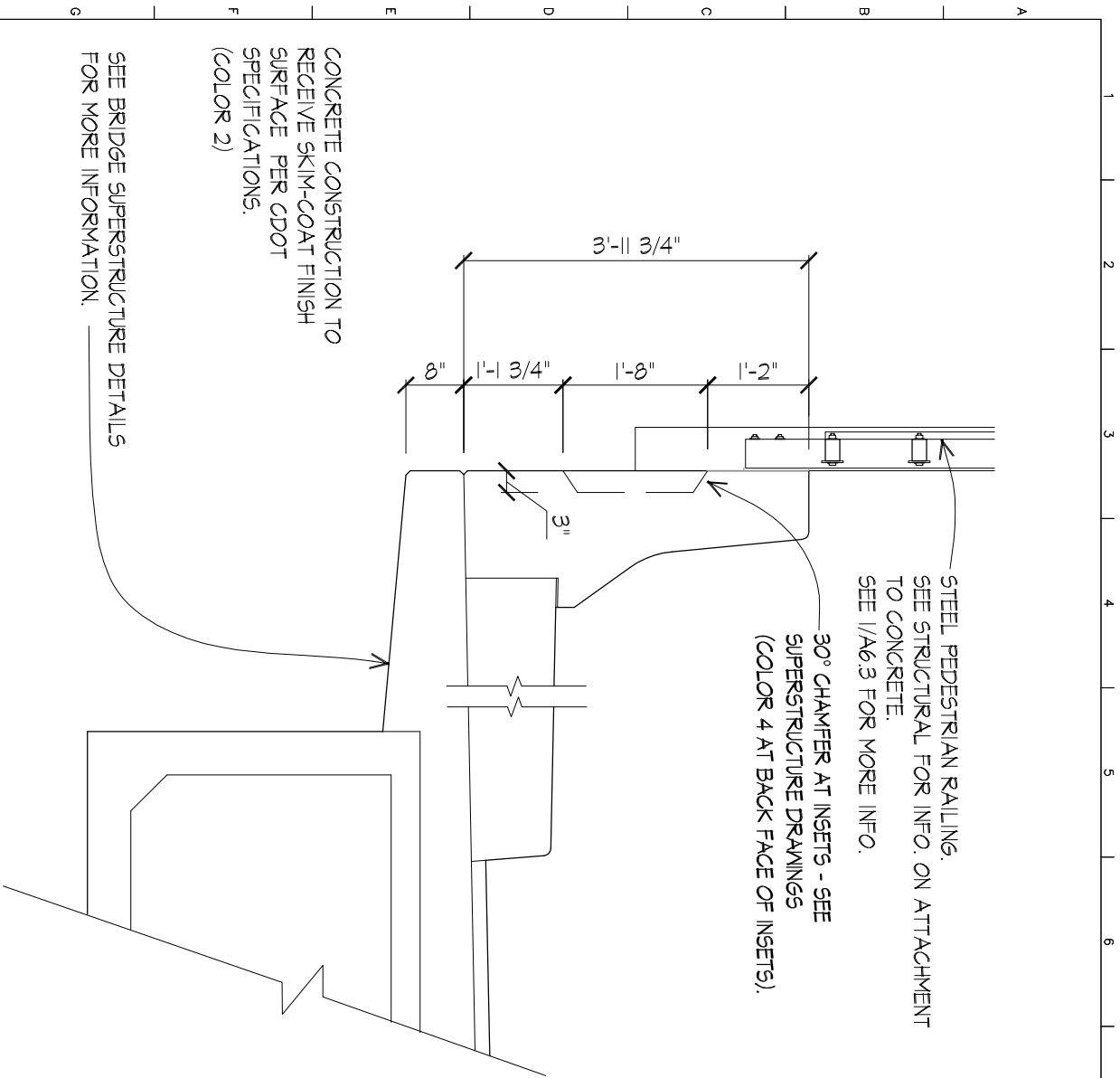
A6.4 1/4" = 1'-0"

Print Date: 02-25-09	Sheet Revisions		Colorado Department of Transportation		As Constructed		1-25/104th Avenue Interchange Bridge		Project No./Code	
File Name: A6.X-DETAILS	Date:	Comments	Init:	4670 Holly Street Denver, CO 80216-6408 Phone: 303-398-6780 FAX: 720-945-1028	No Revisions:		DETAILS		BR 0253-198	
Horiz. Scale: AS NOTED	Vert. Scale: As Noted				Revised:	RCW Structure	E-17-ADP	16170		
				Void:	BWG Numbers					
					Sheet Subst: Architectural Finishes	Subset Sheet:	A6.4	Sheet Number:		

DTJ DESIGN  
 ARCHITECTURE  
 PLANNING  
 LANDSCAPE ARCHITECTURE

1881 Ninth Street, Suite 103  
 Boulder, Colorado 80302  
 T 303.443.7533 F 303.443.7534  
 www.dtjdesign.com


DTJ DESIGN, Inc.  
 DTJ PROJ. 2008024.40



Print Date: 02-25-09
File Name: A6.X-DETAILS
Horiz. Scale: AS NOTED
Vert. Scale: As Noted

Sheet Revisions	
Date:	Comments

Colorado Department of Transportation



4670 Holly Street  
 Denver, CO 80216-6408  
 Phone: 303-398-6780 FAX: 720-945-1028

Region 6 Traffic and Safety

As Constructed	No Revisions:

1-25/104th Avenue Interchange Bridge

**DETAILS**


Designer: RCW  
 Detailer: BWG

Structure Numbers: E-17-ADP

Sheet Subject: Architectural Finishes

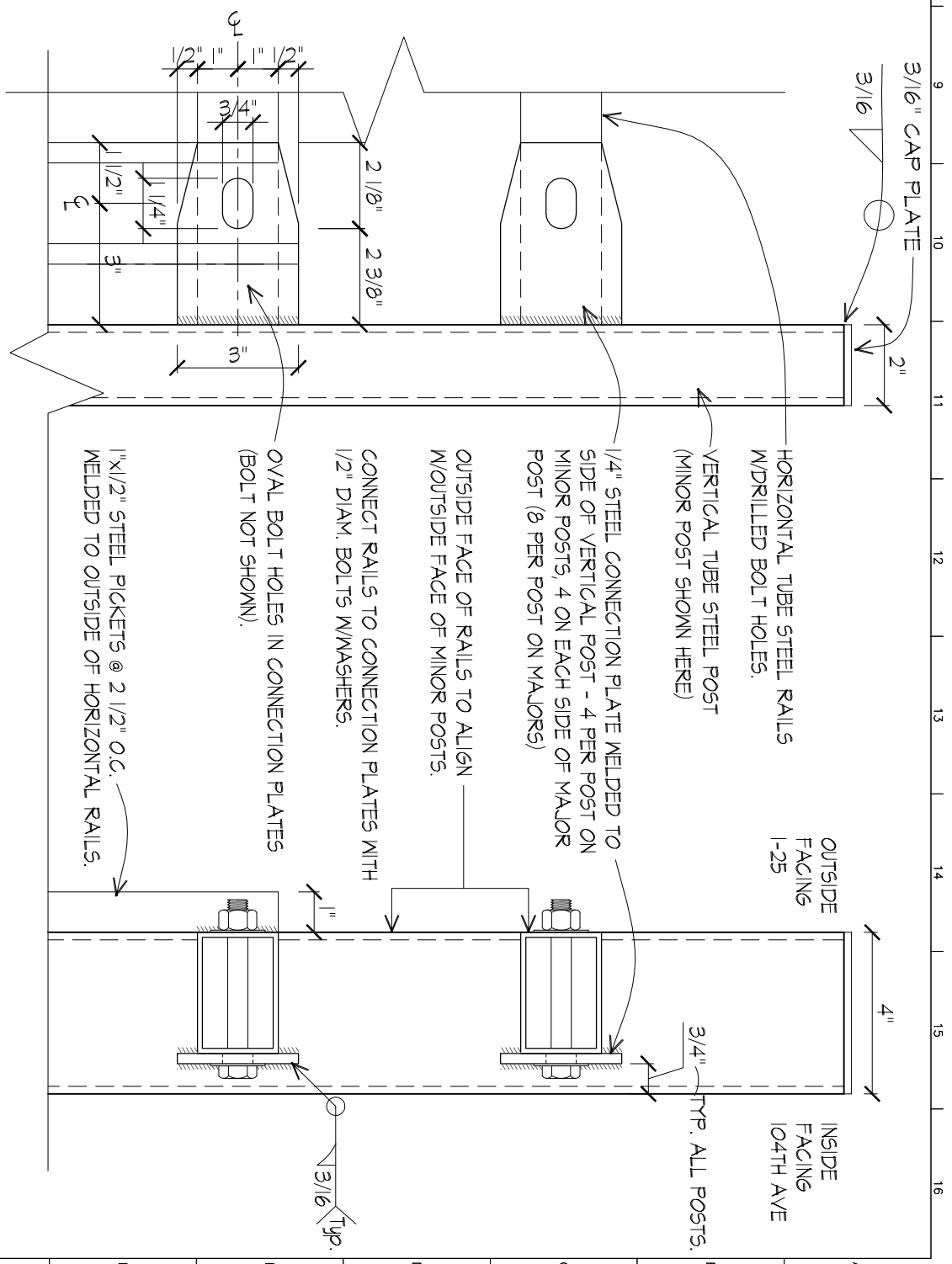
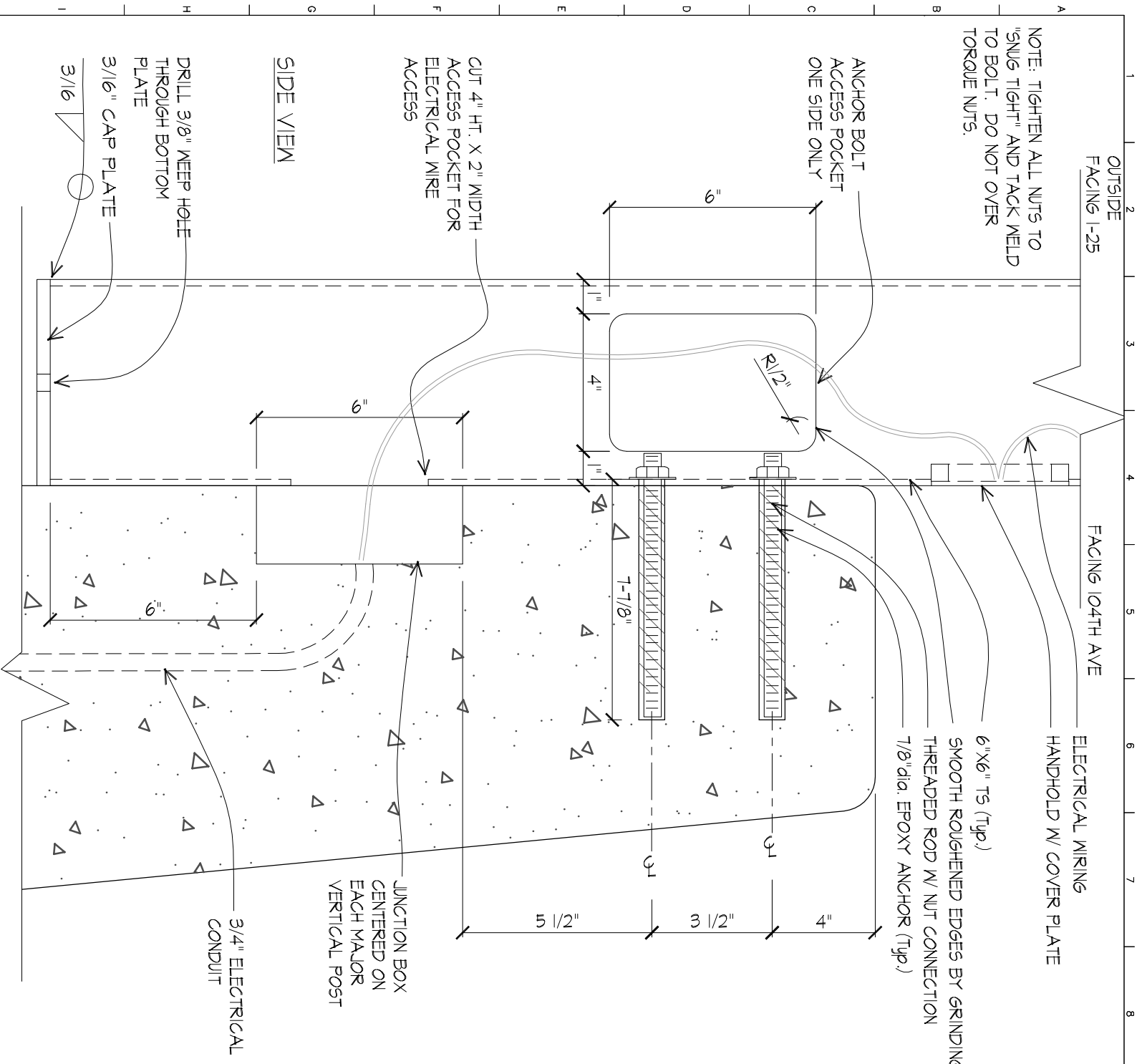
Project No./Code	BR 0253-198
Sheet Number:	16170

DTJ PROJ. 2008024.40



ARCHITECTURE  
 PLANNING  
 LANDSCAPE ARCHITECTURE

DTJ DESIGN, Inc.  
 1881 Ninth Street, Suite 103  
 Boulder, Colorado 80302  
 T 303.443.7533 F 303.443.7534  
 www.dtydesign.com



- NOTES:
1. PRIOR TO TIGHTENING EPOXY ANCHORS, ALL GAPS SHALL BE FILLED WITH STEEL SHIM WASHERS.
  2. EPOXY ANCHORS SHALL BE HIT-RE500 SYSTEM W/ HAS-E, HOT-DIP GALV. THREADED RODS. PROVIDE MFR INFO FOR APPROVAL PRIOR TO CONSTRUCTION

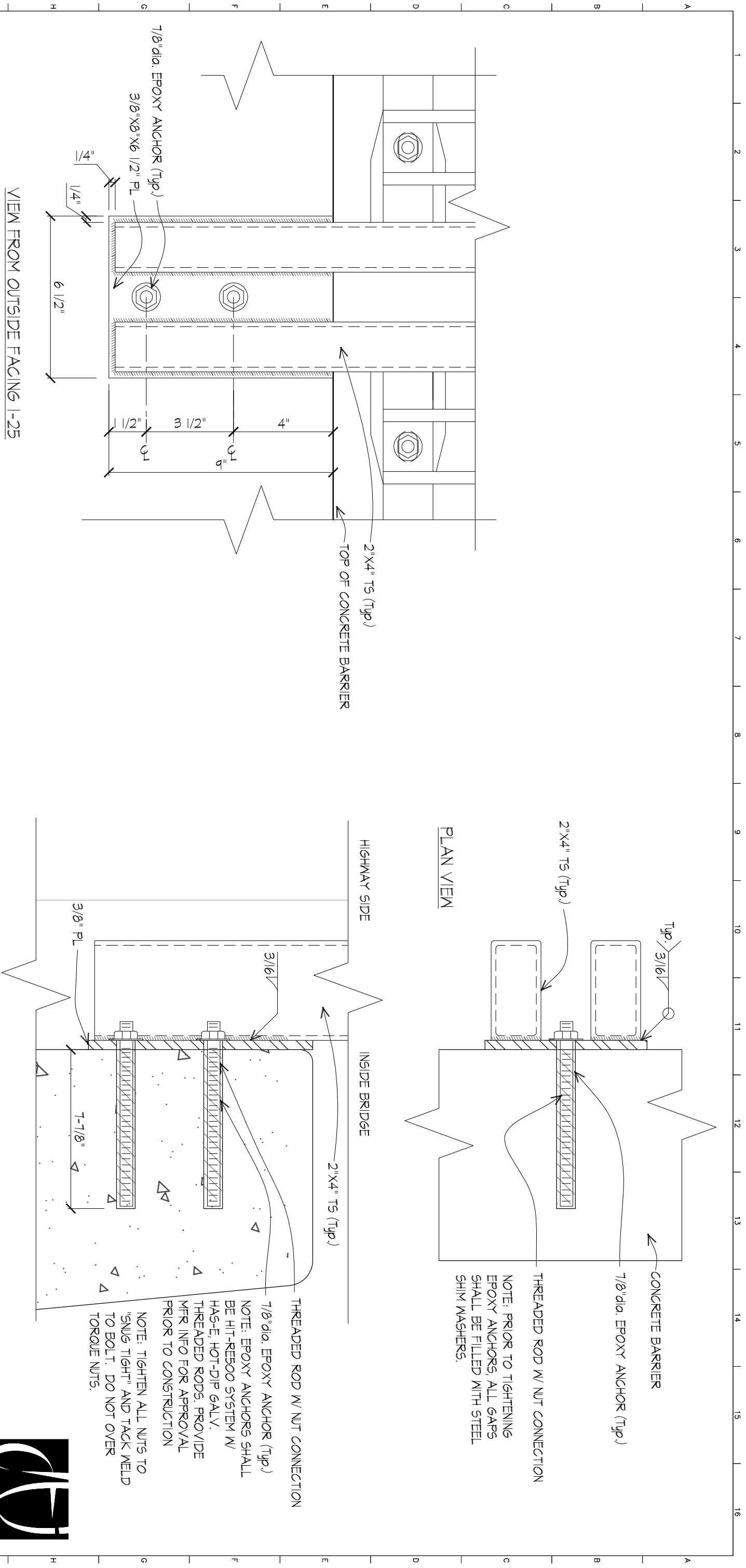
**DTJ DESIGN**

ARCHITECTURE  
 PLANNING  
 LANDSCAPE ARCHITECTURE

DTJ DESIGN, Inc.  
 1881 Ninth Street, Suite 103  
 Boulder, Colorado 80302  
 T 303.443.7533 F 303.443.7534  
 www.d tjdesign.com

DTJ PROJ. 2008024.40

Print Date: 02-25-09	Sheet Revisions		Date:	Colorado Department of Transportation		As Constructed	1-25/104th Avenue Interchange Bridge		Project No./Code
File Name: A6.X-DETAILS	Comments			Region 6 Traffic and Safety		No Revisions:	<b>DETAILS</b>		BR 0253-198
Horiz. Scale: AS NOTED	Init:			4670 Holly Street		Revised:	RCW Structure		E-17-ADP
Vert. Scale: As Noted				Denver, CO 80216-6408		Void:	BWG Numbers		16170
				Phone: 303-398-6780 FAX: 720-945-1028			Subset Sheet:		A6.6
				Region 6 Traffic and Safety			Sheet Number:		16170




**1 MINOR POST CONNECTION**  
**A6.7 3' - 1'-0"**

Print Date: 02-25-09
File Name: A6.X-DETAILS
Horiz. Scale: AS NOTED
Vert. Scale: As Noted

Sheet Revisions	
Date:	Comments

**Colorado Department of Transportation**



4670 Holly Street  
 Denver, CO 80216-6408  
 Phone: 303-398-6780 FAX: 720-945-1028

**Region 6 Traffic and Safety**

<b>As Constructed</b>
No Revisions:
Revised:
Void:

**1-25/104th Avenue Interchange Bridge**

**DETAILS**

Designer: RCW  
 Detailer: BWG  
 Structure Numbers

E-17-ADP

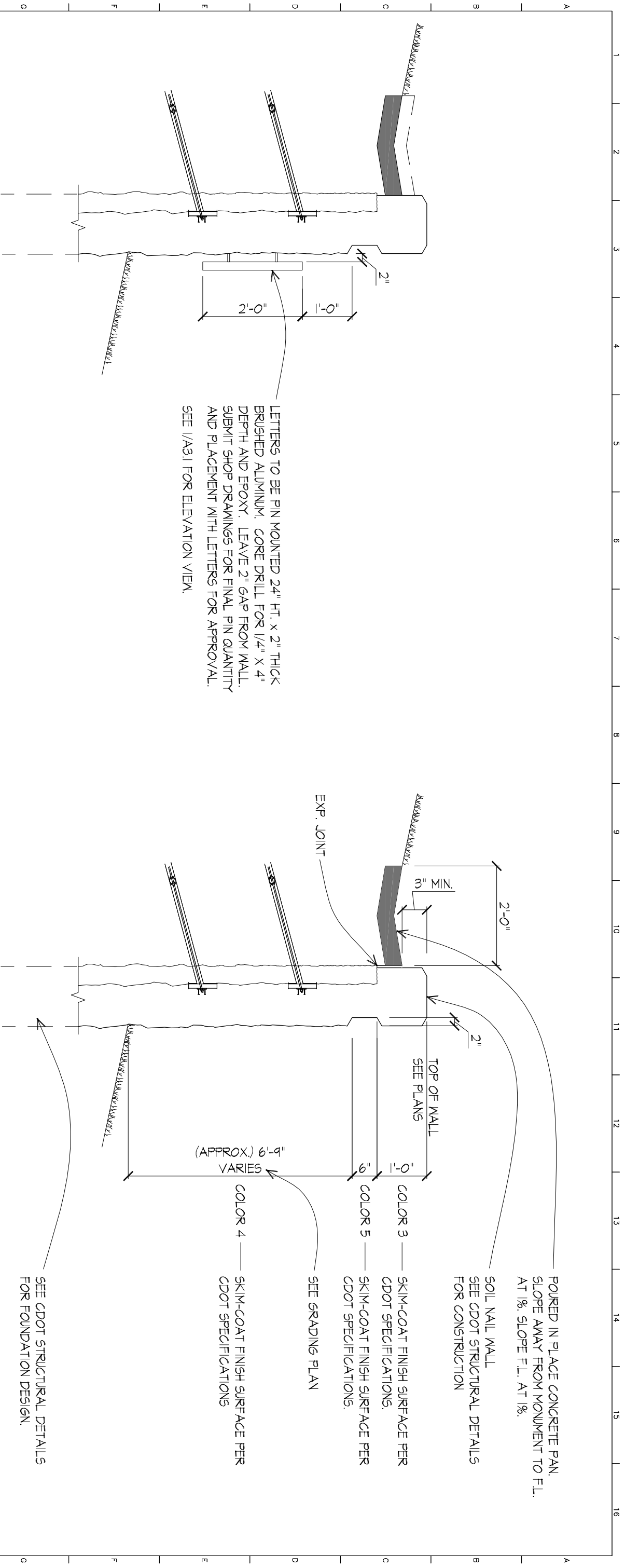
Sheet Subst: Architectural Finishes

DTJ PROJ. 2008024.40
Project No./Code
BR 0253-198
Sheet Number:
16170

**DTJ DESIGN**

ARCHITECTURE  
 PLANNING  
 LANDSCAPE ARCHITECTURE

DTJ DESIGN, Inc.  
 1881 Ninth Street, Suite 103  
 Boulder, Colorado 80302  
 T 303.443.7533 F 303.443.7534  
 www.dtydesign.com



**DTJ DESIGN**  
ARCHITECTURE  
PLANNING  
LANDSCAPE ARCHITECTURE

DTJ DESIGN, Inc.  
1881 Ninth Street, Suite 103  
Boulder, Colorado 80302  
T 303.443.7533 F 303.443.7534  
www.dtydesign.com

DTJ PROJ. 2008024.40

**As Constructed**

1-25/104th Avenue Interchange Bridge

**DETAILS**

Project No./Code: BR 0253-198

Designer: RCW Structure E-17-ADP

Detailer: BWG Numbers 16170

Sheet Subject: Architectural Finishes

Subset Sheet: A6.8

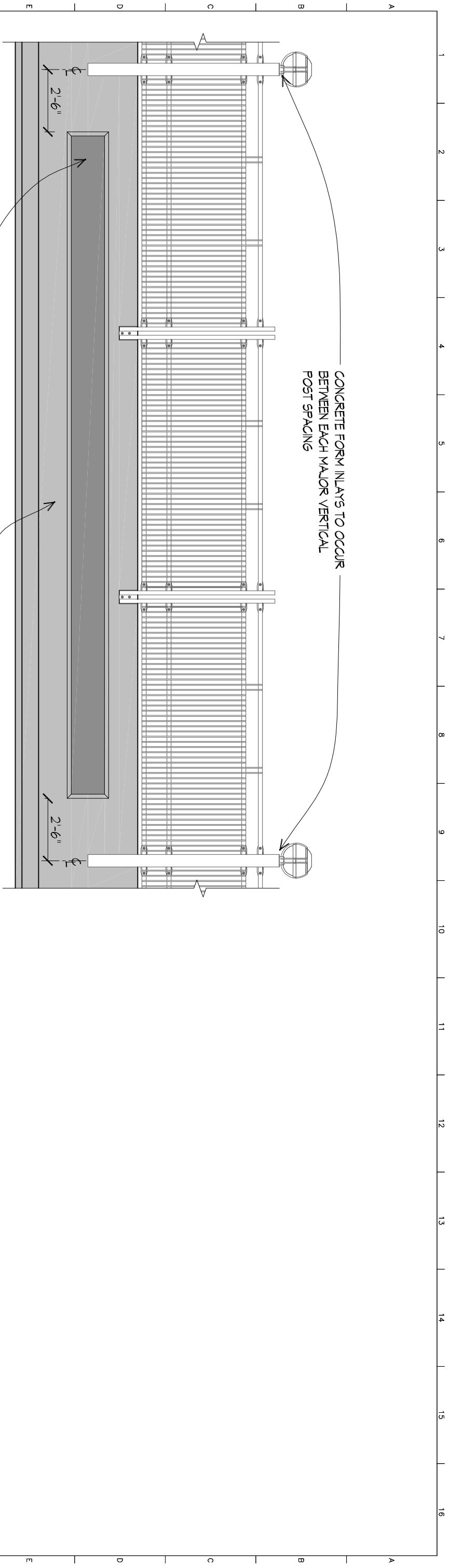
Sheet Number: 15

Colorado Department of Transportation  
4670 Holly Street  
Denver, CO 80216-6408  
Phone: 303-398-6780 FAX: 720-945-1028  
Region 6 Traffic and Safety

Print Date: 02-25-09  
File Name: A6.X-DETAILS  
Horiz. Scale: AS NOTED  
Vert. Scale: As Noted

Sheet Revisions

Date:	Comments	Init.



30° CHAMFERED IN CONCRETE FORM INLAY (3" DEEP). THIS SECTION OF CONCRETE BRIDGE RAIL TO RECEIVE SKIM-COAT FINISH SURFACE PER CDOT SPECIFICATIONS - COLOR 4 AT ALL INLAYS.

POURED IN PLACE CONCRETE CONSTRUCTION. - SEE CDOT DETAILS. APPLY SKIM-COAT FINISH SURFACE PER CDOT SPECIFICATIONS. (COLOR 3)

ELEVATION (OUTSIDE - FACING I-25)

**1 CONCRETE RAIL/SURFACING AND COLORS**  
**A6.9 1/4" = 1'-0"**

DTJ PROJ. 2008024.40

**DTJ DESIGN**  
 ARCHITECTURE  
 PLANNING  
 LANDSCAPE ARCHITECTURE

DTJ DESIGN, Inc.  
 1981 Ninth Street, Suite 103  
 Boulder, Colorado 80302  
 T 303.443.7533 F 303.443.7534  
 www.dtydesign.com

Colorado Department of Transportation  
 4670 Holly Street  
 Denver, CO 80216-6408  
 Phone: 303-398-6780 FAX: 720-945-1028

Print Date: 02-25-09
File Name: A6.X-DETAILS
Horiz. Scale: AS NOTED
Vert. Scale: As Noted

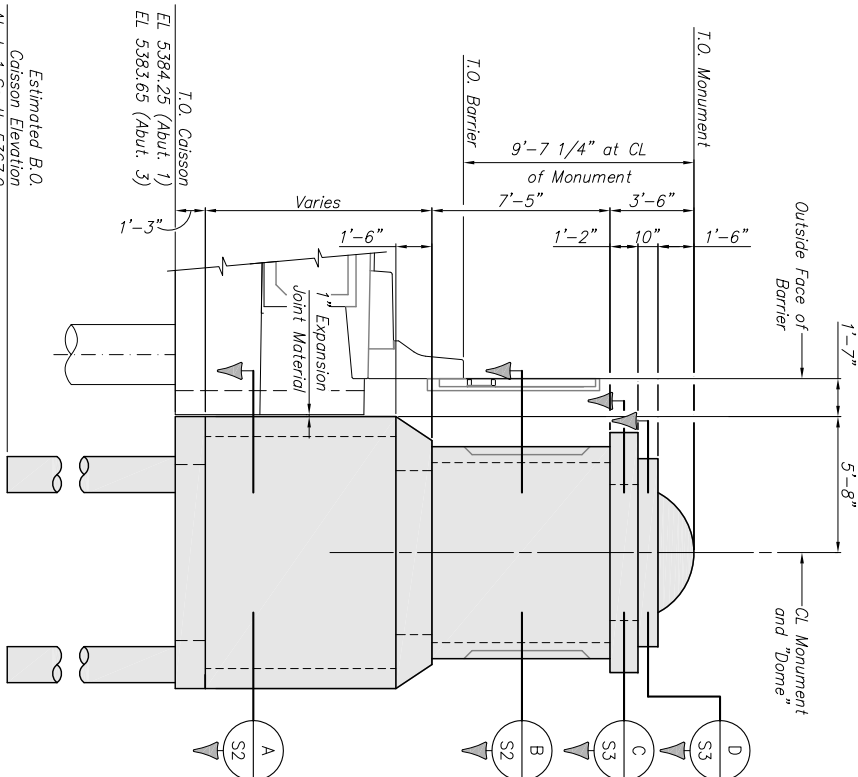
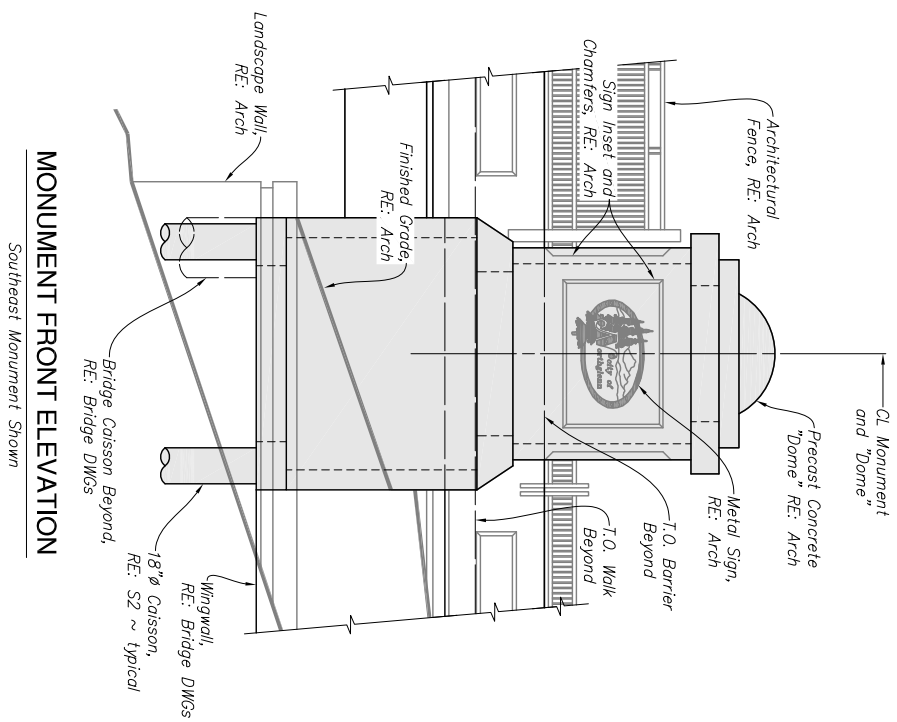
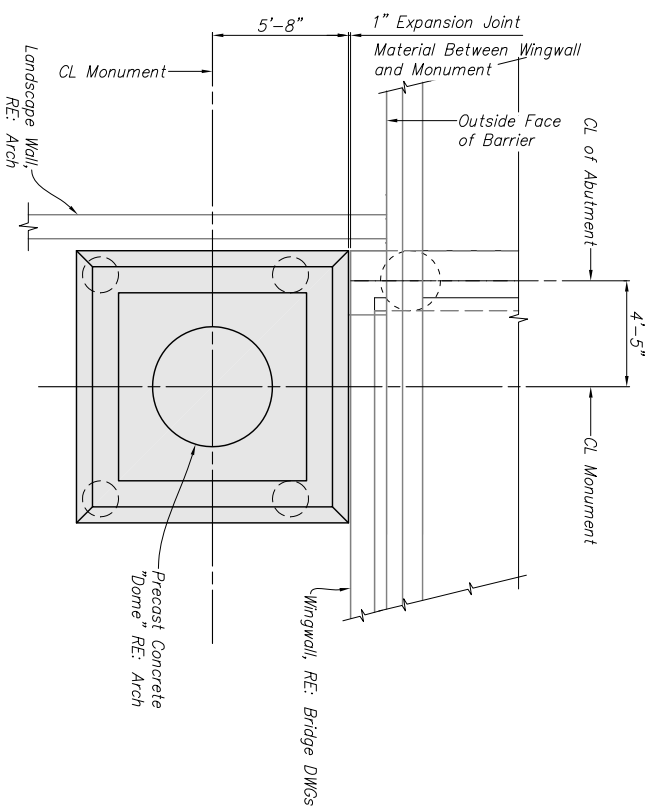
Sheet Revisions	
Date:	Comments

**Region 6 Traffic and Safety**

<b>As Constructed</b>
No Revisions:
Revised:
Void:

I-25/104th Avenue Interchange Bridge	
<b>DETAILS</b>	
Designer:	RCW Structure
Detailer:	BWG Numbers
Sheet Subset:	Architectural Finishes
Subset Sheet:	A6.9

Project No./Code	BR 0253-198
Sheet Number:	16170



Estimated B.O. Caisson Elevation:  
 Abut. 1 South 5367.0  
 Abut. 1 North 5361.0  
 Abut. 3 South 5365.0  
 Abut. 3 North 5354.0

**DESIGN DATA**

AASHTO, 17th EDITION.  
 DESIGN METHOD: Allowable Stress Design  
 REINFORCED CONCRETE:  
 CLASS D CONCRETE (MONUMENTS)  $f'_c = 4,500$  psi  
 CLASS BZ (CAISSON)  $f'_c = 4,000$  psi  
 REINFORCING STEEL:  $f_y = 60$  ksi

**GENERAL NOTES**

All construction shall be in conformance with Colorado Department of Transportation "Standard Specifications for Road and Bridge Construction", 2005 edition as modified by Project Special Provisions, Supplemental Specifications, and these drawings.  
 All dimensions not shown on these drawings shall be coordinated with the bridge architect's drawings.  
 All work shall conform to the recommendations, as applicable, discussed in the Geotechnical Report entitled "Final Geotechnical Recommendations for Replacement Structure E-17-ADP" dated August 14, 2008 by CDOT Geotechnical Program.  
 A representative of the Geotechnical Engineer shall observe caisson drilling operations on a full-time basis.  
 A representative of the Geotechnical Engineer shall be present to observe foundation excavation and placement of backfill material.  
 Structural concrete exposed to soil shall conform to Cementitious Materials Requirements Class 0, corresponding to Sulfate Exposure Class 0. All structural concrete not exposed to soil shall conform to cementitious materials requirements Class 0, corresponding to Sulfate Exposure Class 0.  
 A structural concrete stain will be required on monument exposed surfaces to 1'-0" below finished grade and as shown on the plans. RE: Architectural Drawings for colors.  
 Expansion joint material shall meet AASHTO Spec. M-213.  
 All concrete shall be CDOT Class D ( $f'_c=4,500$  psi) unless noted otherwise.  
 Reinforcing steel shall be Grade 60.  
 Minimum clearance from surface of concrete to the face of reinforcement shall be 2 inches unless otherwise noted.  
 The following table gives the minimum Class C Lap Splice length for reinforcing bars

BAR TYPE	BAR SIZE										
	#4	#5	#6	#7	#8	#9	#10	#11	#12	#13	#14
NON-EPOXY COATED	1'-5"	1'-9"	2'-1"	2'-5"	3'-2"	4'-1"	5'-2"	6'-4"	7'-5"	8'-6"	9'-7"
EPOXY COATED	1'-8"	2'-1"	3'-1"	3'-8"	4'-9"	6'-1"	7'-8"	9'-5"	10'-6"	11'-7"	12'-8"

These splice lengths shall be increased by 25% for bars spaced less than 6" on center.  
 All reinforcing steel shall be epoxy coated unless otherwise noted thus (N).  
 All exterior concrete corners shall be constructed with 3/4" chamfers, unless otherwise noted.  
 The Contractor shall submit the location of any additional construction joints to the Engineer for approval.  
 Construction means, methods, techniques, sequences and procedures as related to the stability of the structure during construction shall be the responsibility of the Contractor unless otherwise noted.  
 The information shown on these plans concerning the type and location of Underground utilities is not guaranteed to be accurate or all inclusive. The Contractor is responsible for making his own determination as to the type and location of underground utilities as may be necessary to avoid damage thereto.  
 The contractor shall contact the utility notification center of Colorado at 1-800-922-1987 at least 2 days (not including the day of notification) prior to any excavation or other earthwork.  
 The contractor shall be responsible for pathing and the exposure of the location of utilities for enough in advance as to not delay the project.

Print Date: DECEMBER 18, 2008  
 File Name:  
 Horiz. Scale:  
 Vert. Scale:

Sheet Revisions  
 Date: \_\_\_\_\_  
 Comments: \_\_\_\_\_  
 Init.:

Colorado Department of Transportation  
 4670 Holly Street  
 Denver, CO 80216-6408  
 Phone: 303-398-6780 FAX: 720-945-1028

As Constructed  
 No Revisions:  
 Revised:  
 Void:

104th AVENUE BRIDGE AT I-25  
 MONUMENT GENERAL LAYOUT & NOTES  
 Designer: NJM  
 Detailer: MNG  
 Structure Numbers  
 Subsheet: Architectural Finishes

Project No./Code  
 BR 0253-198  
 16170  
 Sheet Number: S1



Date:	Comments:	Init.:

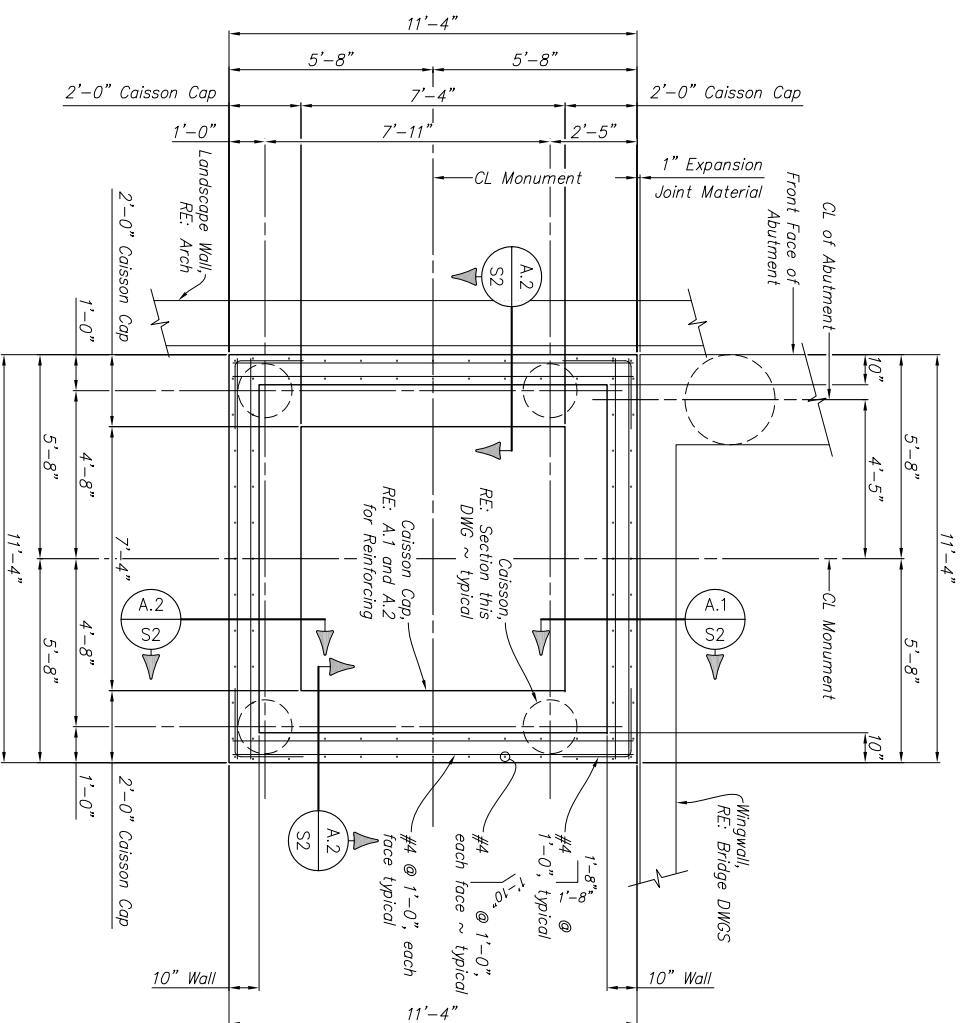
Region 6 Traffic and Safety

Void:

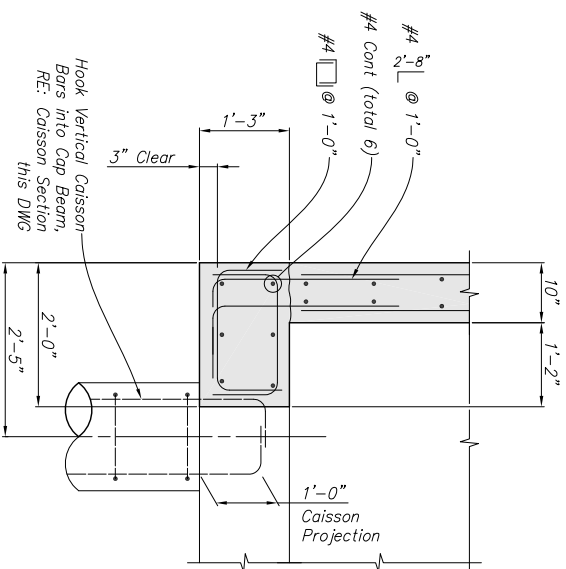
Subsheet: Architectural Finishes

Sheet Number: S1

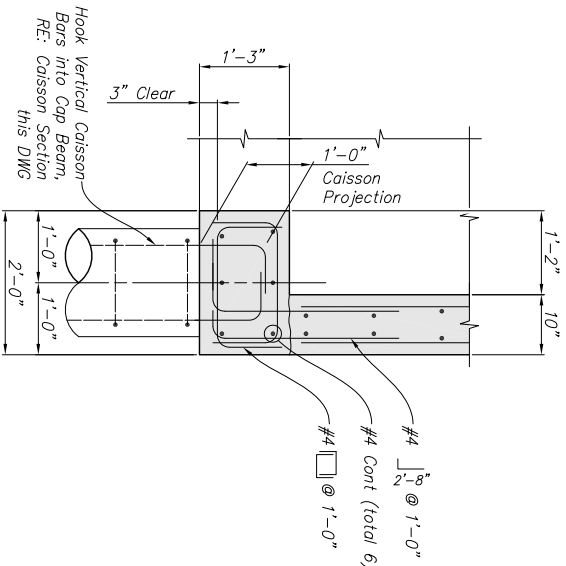




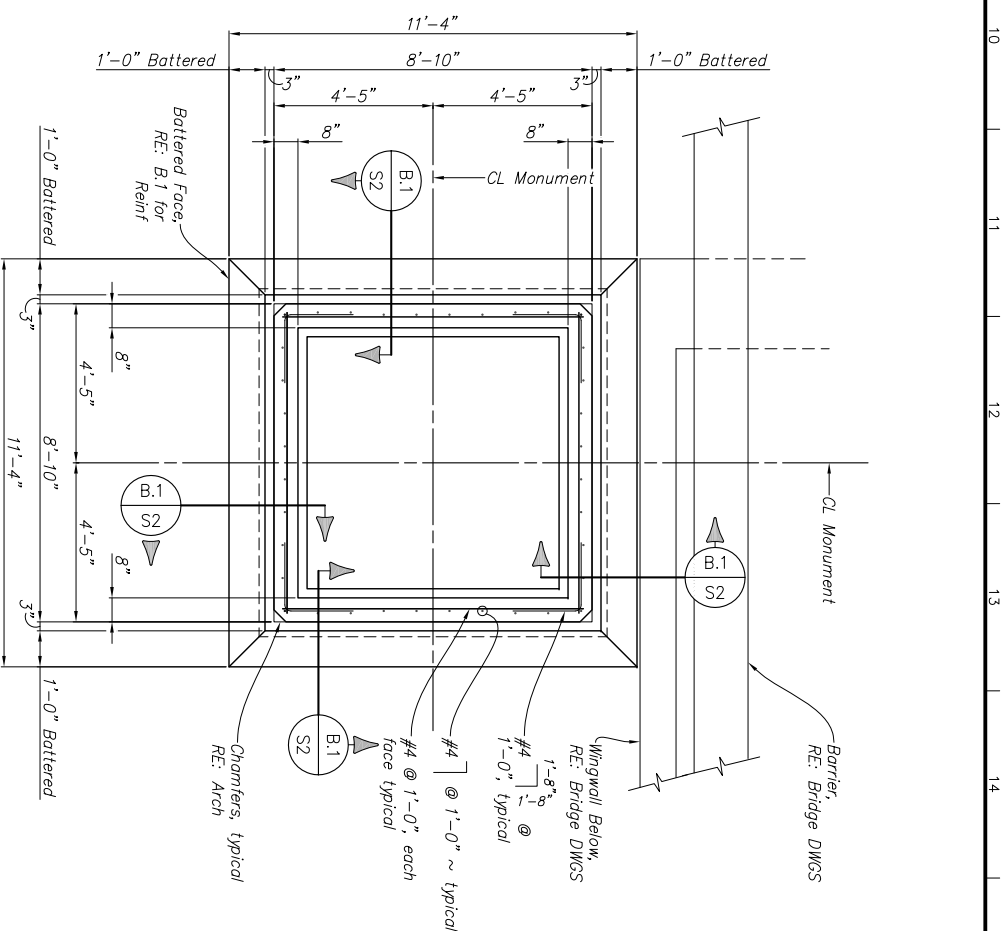
SECTION A-A  
S2



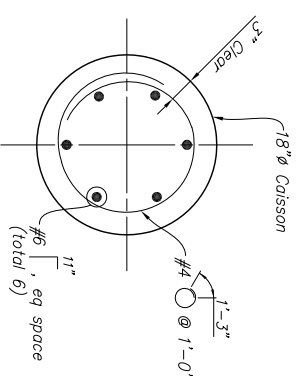
SECTION A-1  
S2



SECTION A-2  
S2

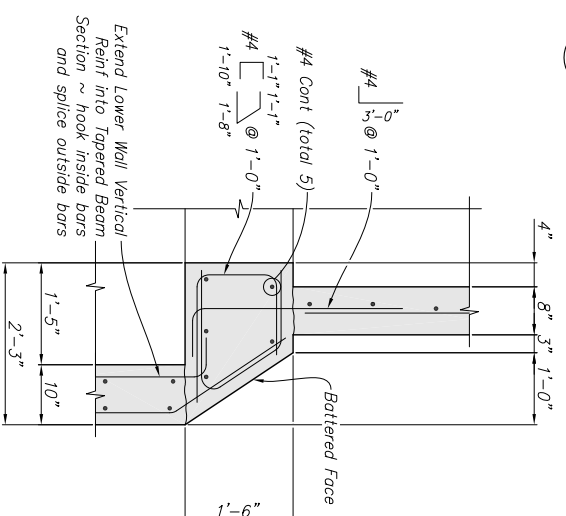


SECTION B-B  
S2



**Notes:**  
 All Caisson Concrete shall be Class BZ.  
 Minimum Penetration into Bedrock = 10'-0" RE: DWG S1  
 for Estimated B.O. Caisson Elevations.  
 Bars Projecting into Caisson Cap from Caisson shall be included in the cost of Item 503 - 18" dia Caisson (LF)

CAISSON SECTION



SECTION B-1  
S2

Print Date: DECEMBER 18, 2008  
 File Name:  
 Horiz. Scale:  
 Vert. Scale:


Sheet Revisions	
Date:	Comments

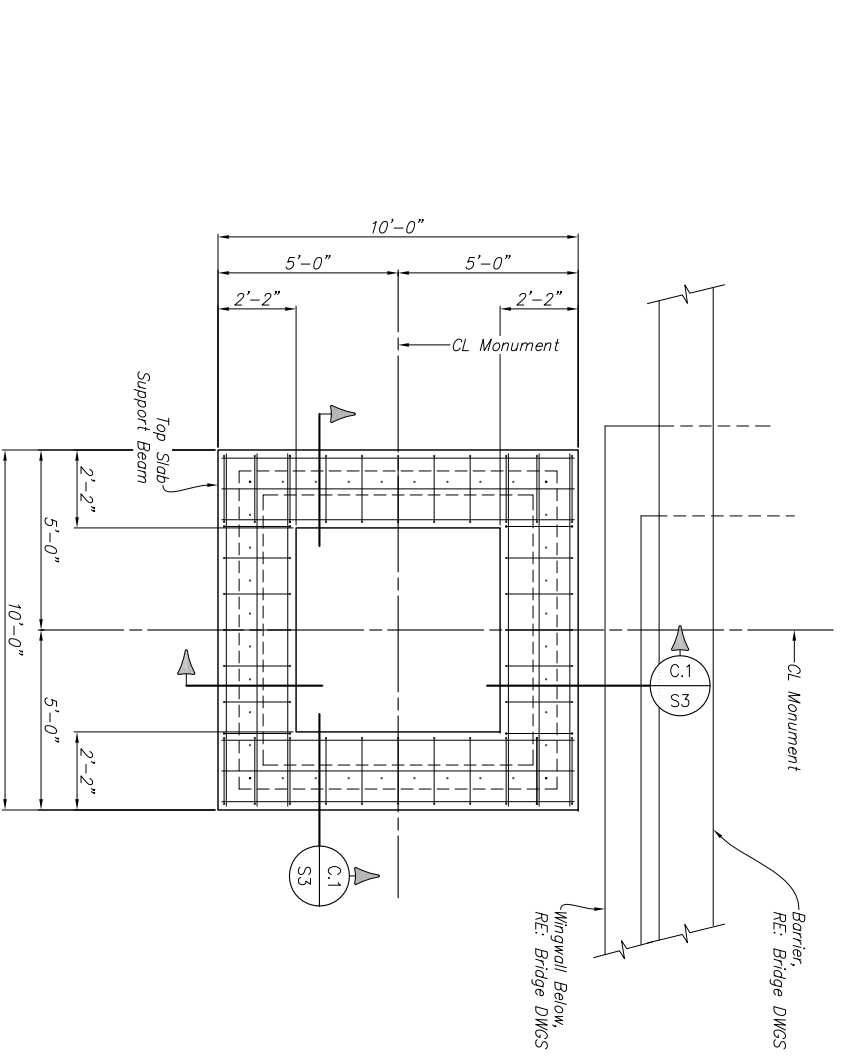
Colorado Department of Transportation  
 Region 6 Traffic and Safety

As Constructed  
 No Revisions:  
 Revised:  
 Void:

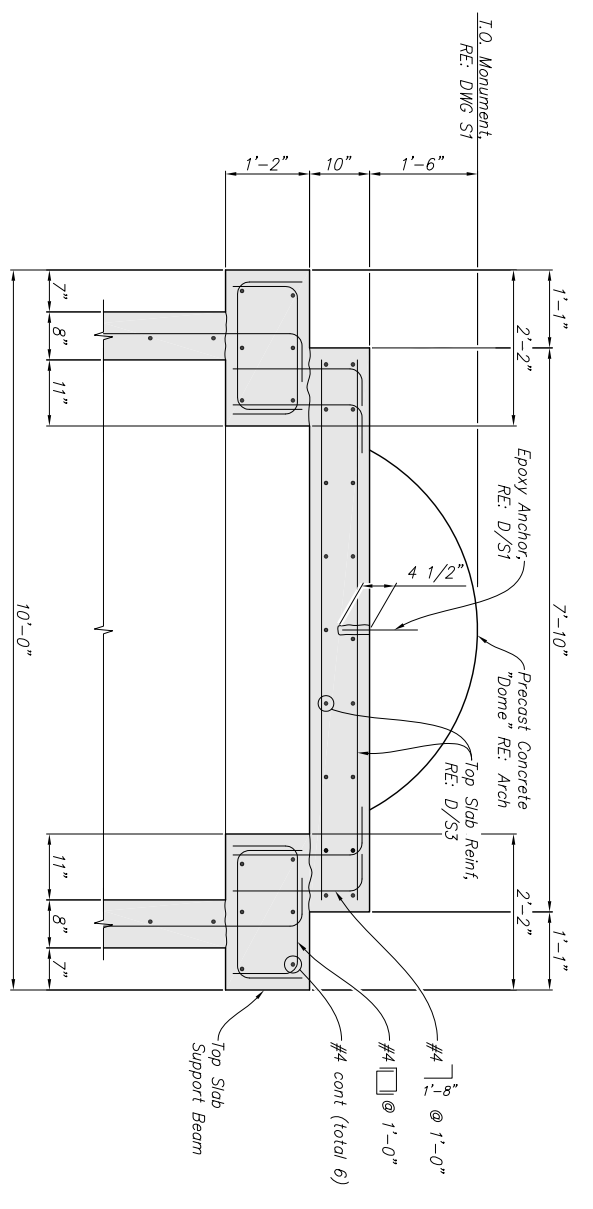
104th AVENUE BRIDGE AT I-25  
 MONUMENT DETAILS (1 OF 2)  
 Designer: NJM  
 Detailer: MNG  
 Structure Numbers  
 Subset Sheet: S2

Project No./Code  
 BR 0253-198  
 16170  
 Sheet Number:

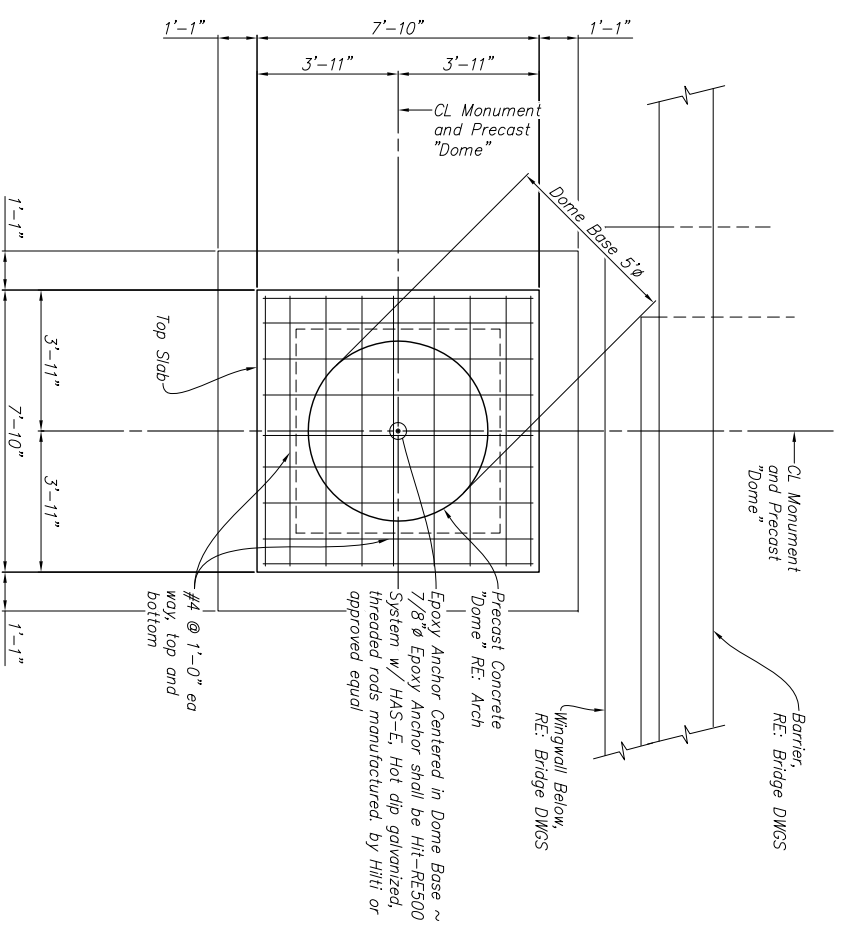




SECTION C  
S1



SECTION C-1  
S3



SECTION D  
S1

Print Date: DECEMBER 18, 2008  
File Name:  
Horiz. Scale: .  
Vert. Scale: .

Sheet Revisions  
Date: Comments Init.

Colorado Department of Transportation  
4670 Holly Street  
Denver, CO 80216-6408  
Phone: 303-398-6780 FAX: 720-945-1028

As Constructed  
No Revisions:  
Revised:  
Void:

104th AVENUE BRIDGE AT I-25  
MONUMENT DETAILS (2 OF 2)  
Designer: NJM  
Detailer: MNG

Project No./Code  
BR 0253-198  
16170



Region 6 Traffic and Safety

Structure Numbers  
E-17-ADP

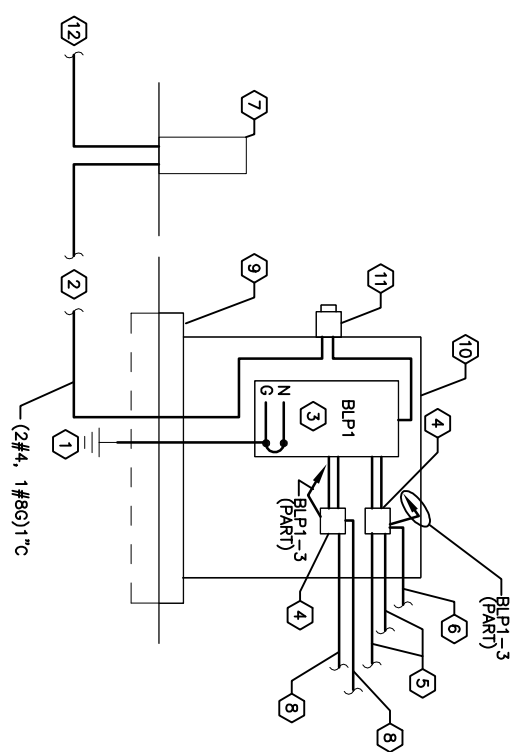
Sheet Number:  
S3

# LUMINAIRE SCHEDULE

KEY	DESCRIPTION	MANUFACTURER	CATALOG NUMBER	FINISH	MOUNTING	DEPTH	LAMPS QTY/TYPE	VOLT
A	GLOBE-SHAPED POLE MOUNTED LUMINAIRE, SOLID TOP HEMISPHERE, OPAQUE BOTTOM HEMISPHERE, DIFFUSE POLYCARBONATE, INDUCTION LAMP	KIM	6-FMNS4VS/85/F120/DB-P/ST-WP	DARK BRONZE	MOUNTED ON STRUCTURAL STEEL COLUMN, REFER TO ARCH PLANS FOR DETAIL	N/A	1 QL85WS13-QL85W/840 (INDUCTION)	120
B	HID FLOODLIGHT WITH WIDE DISTRIBUTION AND FIXED HOOD	KIM	AFL1170PMH120/DB-P/HDS/FH/DB-P/AFL-LSS/M2/DB-P D7/ST-H/L-70MH-120-BRP-CH DRS-HF-70MH-F-MT-BRZ-GS / BKA-DRS2-SMC-23-BRZ	DARK BRONZE	12" DIA X 12" DEEP PIER	N/A	1 MCH70/UM/4K (ED17 70WMMH)	120
C	HID FLOODLIGHT WITH VERTICAL DISTRIBUTION AND FULL SHIELD	KIM	AFL1270PMH120/DB-P/HDS/FSD/DB-P/AFL-LSS/M2/DB-P D7/ST-V/L-70MH-120-BRP-CH DRS-VF-70MH-F-MT-BRZ-GS / BKA-DRS2-SMC-23-BRZ	DARK BRONZE	12" DIA X 12" DEEP PIER	N/A	1 MCH70/UM/4K (ED17 70WMMH)	120

10KVA, SURFACE MOUNTED		LOAD		V(A)		60A MAIN CIRCUIT BREAKER	
CIRCUIT DESCRIPTION	M K	B K R	C I R	PHASE A	PHASE B	I R K	M K K
GFI RECEPTACLES	R	20A	1	720		20A	20A
LIGHTING CONTRA/COR COIL	O	20A	3	200		20A	20A
SPARE		1P		774		20A	20A
SPARE		1P		500		20A	20A
SPARE		1P		400		20A	20A
SPARE		1P				20A	20A
SPARE		1P				20A	20A
SPARE		1P				20A	20A
SPARE		1P				20A	20A
TOTAL VOLT-AMPERES				1994	1374		
TOTAL CONNECTED LOAD (AMPS) =				3368	VA/240 =		14.03
LIGHTING LOADS	MK						
RECEPTACLE LOADS (1st 10KVA)	L			2448	1.25		3060
RECEPTACLE LOADS (BALANCE)	R			720	1.00		720
MOTOR LOADS	M			0	0.50		0
LARGEST MOTOR	ML			0	1.00		0
OTHER LOADS	O			200	1.00		200
FEEDER LOAD (AMPS) =				3880	VA/240 =		16.58

ALL MATERIALS AND EQUIPMENT LISTED ON SHEETS E.1, E.2, & E.3 INCLUDED BUT NOT LIMITED TO LUMINARIES, MOUNTING PLATES, CONDUIT, CONNECTION HARDWARE, WIRE, FOUNDATIONS, PANELS, PHOTO SENSORS, J BOXES/PULL BOXES, GFI ELECTRICAL OUTLETS, TRENCHING, AND LABOR FOR ALL INSTALLATION SHALL BE INCLUDED IN THE COST - FOR A COMPLETE LIGHTING SYSTEM.



- GENERAL NOTES:
- ALL CONDUCTORS SHALL BE (2#12, 1#12G) 1/2" C UNLESS OTHERWISE NOTED. CONDUIT SHALL BE RIGID STEEL DR SCHEDULE 80 PVC.
  - KEYED NOTES:
  - PROVIDE 10X3/4" COPPER CLAD DRIVEN GROUND ROD. GROUND CONDUCTOR FROM PANEL BOARD SHALL BE (1#6) 1/2" C.
  - INSTALL SERVICE ENTRANCE FEEDERS TO CDDT SPLICE BOX. COORDINATE TERMINATIONS AND SPLICE PER NEC AND APPLICATION CODES.
  - PROVIDE 12 POLE, 100A, 120/240V, SINGLE PHASE PANEL BOARD WITH A SHORT CIRCUIT CURRENT RATING OF 10,000 AIC IN A NEMA 3R ENCLOSURE. PANEL BOARD SHALL BE SERVICE ENTRANCE RATED. PROVIDE 60AMP MAIN CIRCUIT BREAKER.
  - PROVIDE AA 3 POLE ELECTRICALLY HELD NEMA 3R LIGHTING CONTACTOR WITH 30A RATED CONTACTS, MANUFACTURED BY SQUARE D, SIEMENS, OR CUTLER HAMMER (2#10,1#10G) 3/4" C.
  - FEEDERS TO BRIDGE MOUNTED POLE LIGHTING SHALL BE (2#10,1#10G) 3/4" C.
  - TO PHOTO SENSOR ON NORTH SIDE OF BRIDGE FOR CONTROL OF LUMINAIRES. REFER TO DRAWINGS FOR LOCATION.
  - CDDT SPLICE BOX.
  - FEEDERS TO SIGN AND LOGO LIGHTING SHALL BE (2#10,1#10G) 3/4" C.
  - PROVIDE 6" DEEP CONCRETE FOUNDATION PAD WITH 4" BOLTS FOR MOUNTING SERVICE EQUIPMENT ENCLOSURE.
  - PROVIDE LOCKABLE NEMA 3R ENCLOSURE. MINIMUM DIMENSIONS OF ENCLOSURE SHALL BE 48" H X 36" W X 12" D. VERIFY FINAL SIZE REQUIREMENTS PRIOR TO ORDERING.
  - UTILITY METER HOUSING, PROVIDE TYPE TO BE ACCEPTABLE TO XCEL ENERGY CORPORATION.
  - FEEDERS TO XCEL TRANSFORMER PROVIDED BY CDDT.

## 1 ELECTRICAL ONE-LINE DIAGRAM

6.12 NO SCALE

Print Date: 02-25-09  
 File Name: A6.X-DETAILS  
 Horiz. Scale: AS NOTED  
 Vert. Scale: As Noted

Sheet Revisions

Date:	Comments	Init:

Colorado Department of Transportation  
 4670 Holly Street  
 Denver, CO 80216-6408  
 Phone: 303-398-6780 FAX: 720-945-1028  
 Region 6 Traffic and Safety

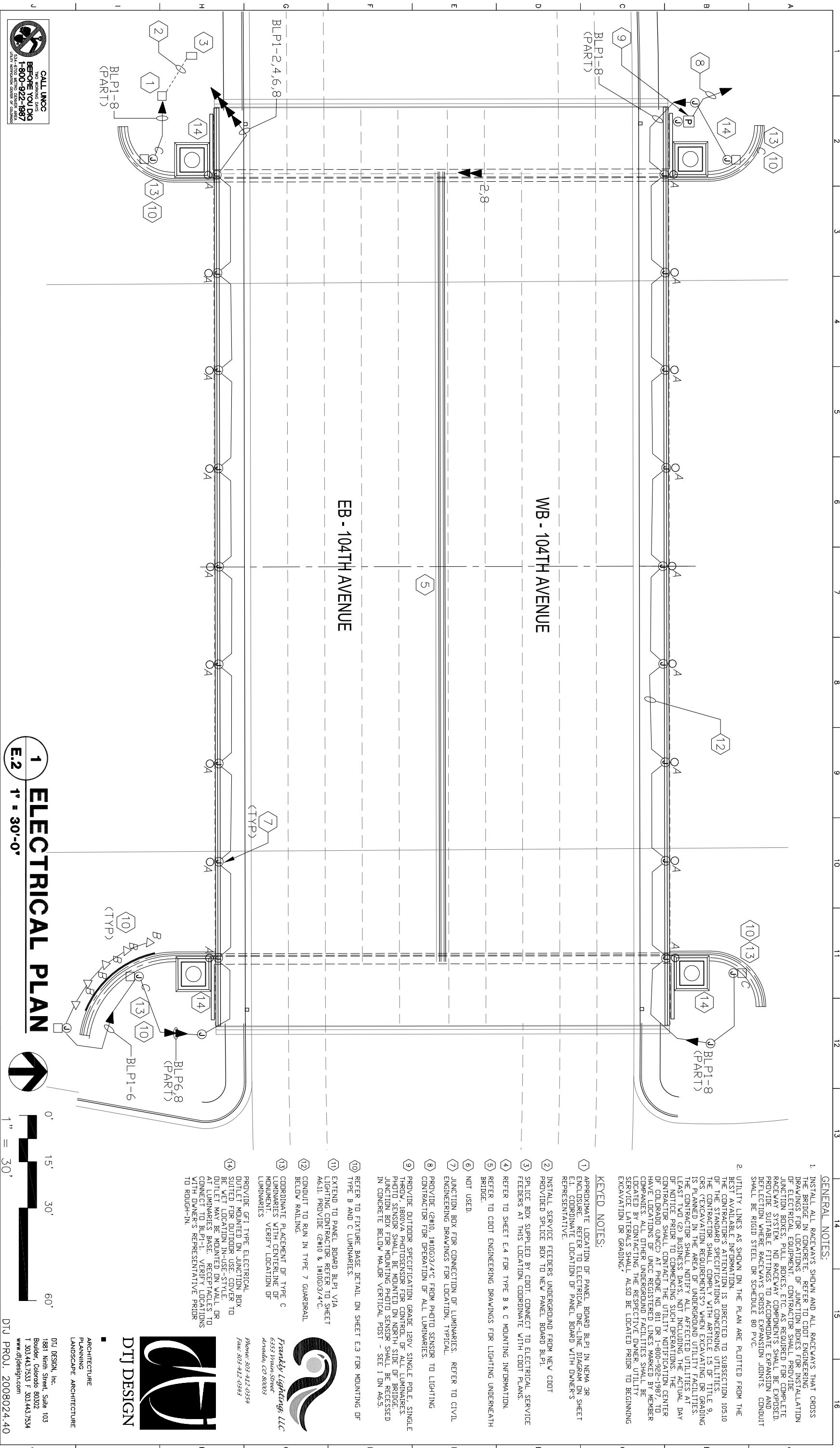
As Constructed  
 No Revisions:  
 Revised:  
 Void:

1-25/104th Avenue Interchange Bridge  
**ELECTRICAL DIAGRAM & NOTES**  
 Designer: RCW  
 Detailer: BWG  
 Structure Numbers  
 Subset Sheet: E.1

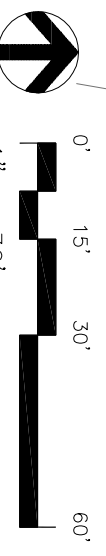
Project No./Code  
 BR 0253-198  
 16170  
 Sheet Number:

DTJ PROJ. 2008024.40  
 ARCHITECTURE  
 PLANNING  
 LANDSCAPE ARCHITECTURE  
 DTJ DESIGN, Inc.  
 1881 Ninth Street, Suite 103  
 Boulder, Colorado 80302  
 T 303.443.7533 F 303.443.7534  
 www.dtijsdesign.com





**1 ELECTRICAL PLAN**  
**E.2 1" = 30'-0"**



- GENERAL NOTES:**
1. INSTALL ALL RACEWAYS SHOWN AND ALL RACEWAYS THAT CROSS THE BRIDGE IN CONCRETE. REFER TO CDOT ENGINEERING DRAWINGS FOR LOCATIONS OF JUNCTION BOXES FOR INSTALLATION OF ELECTRICAL EQUIPMENT. CONTRACTOR SHALL PROVIDE JUNCTION BOXES, PULL BOXES, ETC. AS REQUIRED FOR COMPLETE RACEWAY SYSTEM. NO RACEWAY COMPONENTS SHALL BE EXPOSED. PROVIDE SUITABLE FITTINGS TO ACCOMMODATE EXPANSION AND CONTRACTION WHERE RACEWAYS CROSS EXPANSION JOINTS. CONDUIT SHALL BE RIGID STEEL OR SCHEDULE 80 PVC.
  2. UTILITY LINES AS SHOWN ON THE PLAN ARE PLOTTED FROM THE BEST AVAILABLE INFORMATION. THE CONTRACTOR'S ATTENTION IS DIRECTED TO SUBSECTION 10510 OF THE STANDARD SPECIFICATIONS CONCERNING UTILITIES. THE CONTRACTOR SHALL COMPLY WITH ARTICLE 15 OF TITLE 9, C.R.S. (EXCAVATION REQUIREMENTS) WHEN EXCAVATING OR GRADING IS PLANNED IN THE AREA OF UNDERGROUND UTILITY FACILITIES. THE CONTRACTOR SHALL NOTIFY ALL AFFECTED UTILITIES AT LEAST 10 BUSINESS DAYS AND INCLUDING THE ACTUAL DAY OF THE EXCAVATION. THE CONTRACTOR SHALL NOTIFY THE CENTER OF COLORADO QUINCY AT PHONE NO. 811 OR 1-800-922-1987. TO HAVE LOCATIONS OF UNCC REGISTERED LINES MARKED BY MEMBER COMPANIES. ALL OTHER UNDERGROUND FACILITIES SHALL BE LOCATED BY CONTACTING THE RESPECTIVE OWNER. UTILITY SERVICE LATERALS SHALL ALSO BE LOCATED PRIOR TO BEGINNING EXCAVATION OR GRADING.

**KEYED NOTES:**

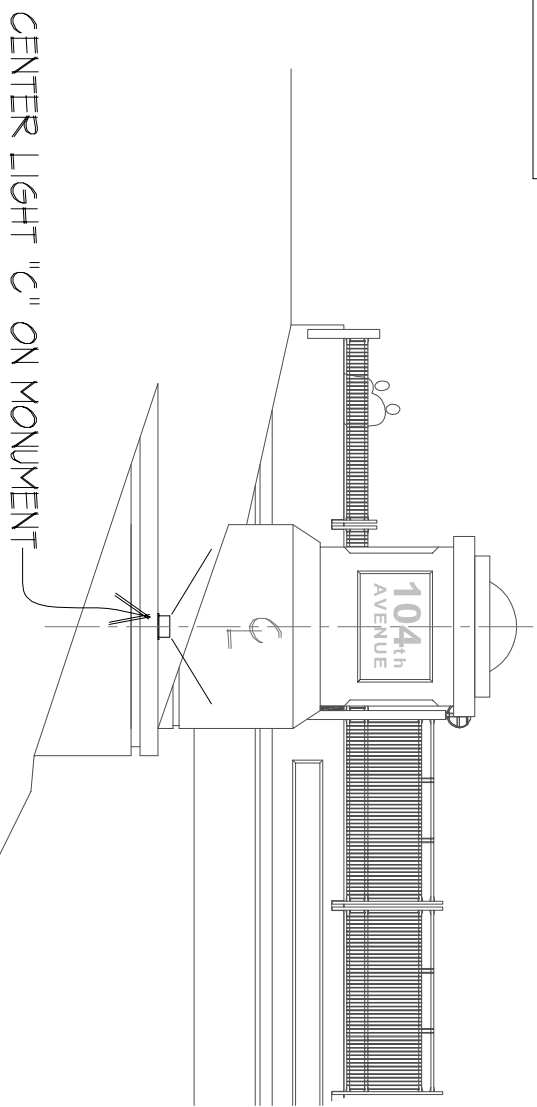
- 1 APPROXIMATE LOCATION OF PANEL BOARD BLP1 IN NEMA 3R ENCLOSURE. REFER TO ELECTRICAL ONE-LINE DIAGRAM ON SHEET E.1. COORDINATE LOCATION OF PANEL BOARD WITH OWNER'S REPRESENTATIVE.
- 2 INSTALL SERVICE FEEDERS UNDERGROUND FROM NEW CDOT PROVIDED SPlice BOX TO NEW PANEL BOARD BLP1.
- 3 SPlice BOX SUPPLIED BY CDOT. CONNECT TO ELECTRICAL SERVICE FEEDERS AT THIS LOCATION. COORDINATE WITH CDOT PLANS.
- 4 REFER TO SHEET E.4 FOR TYPE B & C MOUNTING INFORMATION.
- 5 REFER TO CDOT ENGINEERING DRAWINGS FOR LIGHTING UNDERNEATH BRIDGE.
- 6 NOT USED.
- 7 JUNCTION BOX FOR CONNECTION OF LUMINAIRES. REFER TO CIVIL ENGINEERING DRAWINGS FOR LOCATION, TYPICAL.
- 8 PROVIDE (2#10, 1#100/3/4"C FROM PHOTO SENSOR TO LIGHTING CONTRACTOR FOR OPERATION OF ALL LUMINAIRES.
- 9 PROVIDE OUTDOOR SPECIFICATION GRADE 120V SINGLE POLE, SINGLE THROW, 1800VA PHOTOSENSOR FOR CONTROL OF ALL LUMINAIRES. PHOTO SENSOR SHALL BE MOUNTED ON NORTH SIDE OF BRIDGE. JUNCTION BOX FOR MOUNTING PHOTO SENSOR SHALL BE RECESSED IN CONCRETE BELOW MAJOR VERTICAL POST - SEE I ON A6.5.
- 10 REFER TO FIXTURE BASE DETAIL ON SHEET E.3 FOR MOUNTING OF TYPE B AND C LUMINAIRES.
- 11 EXTEND TO PANEL BOARD BLP1 VIA LIGHTING CONTRACTOR. REFER TO SHEET A6.1. PROVIDE (2#10 & 1#100/3/4"C.
- 12 CONDUIT TO RUN IN TYPE 7 GUARDRAIL BELOW RAILING.
- 13 COORDINATE PLACEMENT OF TYPE C LUMINAIRES WITH CENTERLINE OF MOUNTING. VERIFY LOCATION OF LUMINAIRES.
- 14 PROVIDE GFI TYPE ELECTRICAL OUTLET MOUNTED ON JUNCTION BOX SUITED FOR OUTDOOR USE. COVER TO BE WET LOCATION IN-USE-STYLE. OUTLET MAY BE MOUNTED ON WALL OR AT LUMINAIRES BASE. RECEPTACLES TO CONNECT TO BLP1-1. VERIFY LOCATIONS WITH OWNER'S REPRESENTATIVE PRIOR TO ROUGH-IN.

**Frankly Lighting, LLC**  
 6333 Wrench Street  
 Arvada, CO 80003  
 Phone: 303-412-0359  
 Fax: 303-412-0393

**DTJ DESIGN**  
 ARCHITECTURE  
 PLANNING  
 LANDSCAPE ARCHITECTURE

DTJ DESIGN, Inc.  
 1881 Ninth Street, Suite 103  
 Boulder, Colorado 80302  
 T 303.443.7533 F 303.443.7534  
 www.dtdesign.com  
 DTJ PROJ. 2008024.40

Print Date: 02-25-09		Date:	
File Name: A2.X-PLAN		Comments:	
Horiz. Scale: AS NOTED		Vert. Scale: As Noted	
Sheet Revisions		Init:	
Colorado Department of Transportation		Region 6 Traffic and Safety	
As Constructed		No Revisions:	
Revised:		Void:	
1-25/104th Avenue Interchange Bridge		Project No./Code	
<b>ELECTRICAL PLAN</b>		<b>ELECTRICAL PLAN</b>	
Designer: RCW		E-17-ADP	
Detailer: BWG		Numbers	
Sheet Subst: Architectural Finishes		Subst Sheet: E.2	
Sheet Number: 16170		Project No./Code: BR 0253-198	
Sheet Number: E.2		Sheet Number: 16170	



2" O.D. STANCHION WITH HAND HOLE FOR EMBEDMENT IN CONCRETE BASE.  
 12" DEEP X 12" DIAMETER CONCRETE BASE WITH STEEL REINFORCING. PROVIDE #4 REBAR 2" FROM TOP & BOTTOM OF CONCRETE BASE CONNECT VERTICALLY WITH (4) # 12 REBAR.

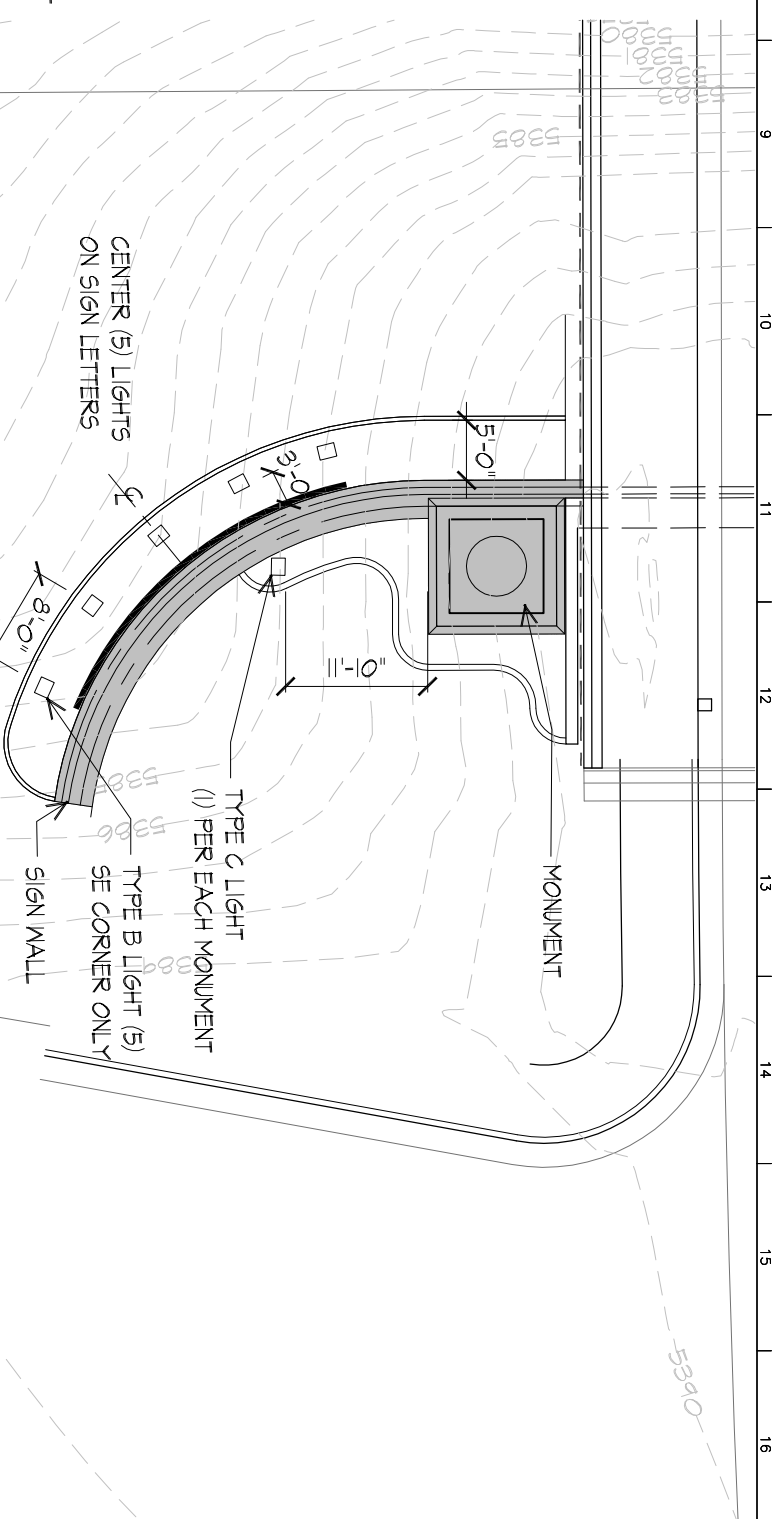
TYPE "B" & "C" FIXTURE BASE DETAIL

AIM LIGHT AT BOTTOM OF LOGO



**2 LIGHTING PLACEMENT**

E.3 3/32" = 1'-0"



**1 LIGHTING ENLARGED PLAN (typ)**

E.3 1" = 16'-0"

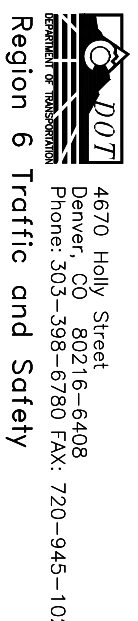


Print Date: 02-25-09	Sheet Revisions	
File Name: A2.X-PLAN	Date:	Comments
Horiz. Scale: AS NOTED	Vert. Scale: As Noted	Init:

Colorado Department of Transportation  
 4670 Holly Street  
 Denver, CO 80216-6408  
 Phone: 303-398-6780 FAX: 720-945-1028

As Constructed	1-25/104th Avenue Interchange Bridge	Project No./Code
No Revisions:	<b>ELECTRICAL ENLARGED PLAN</b>	BR 0253-198
Revised:	Designer: RCW Structure	E-17-ADP
Void:	Detailer: BWG Numbers	16170
	Sheet Subject: Architectural Finishes	Subset Sheet: E.3
		Sheet Number: 16

Copyright © All Rights Reserved DTJ Design, Inc. 2008



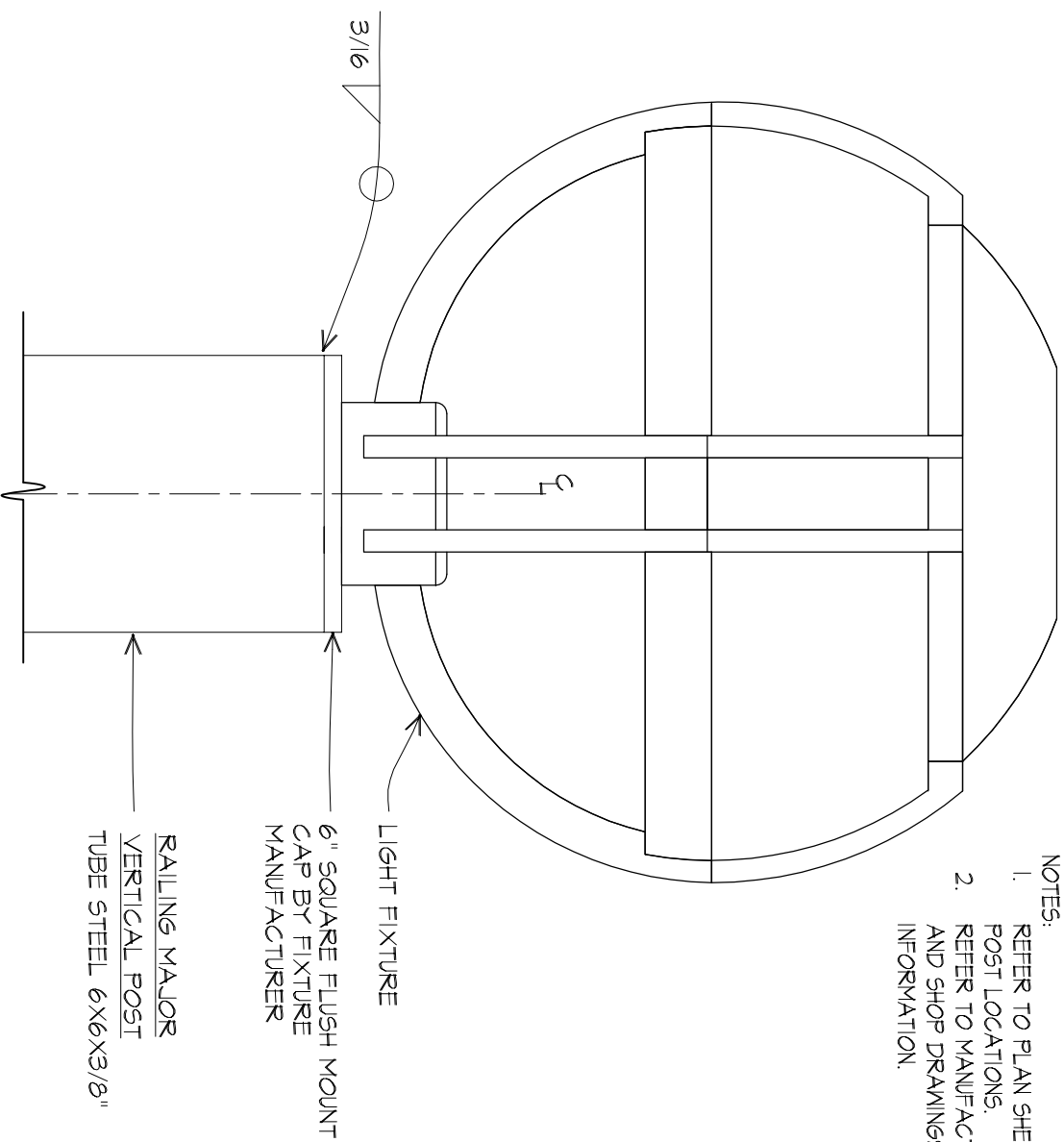
DTJ DESIGN  
 ARCHITECTURE  
 PLANNING  
 LANDSCAPE ARCHITECTURE

DTJ DESIGN, Inc.  
 1881 Ninth Street, Suite 103  
 Boulder, Colorado 80302  
 T 303.443.7533 F 303.443.7534  
 www.dtydesign.com

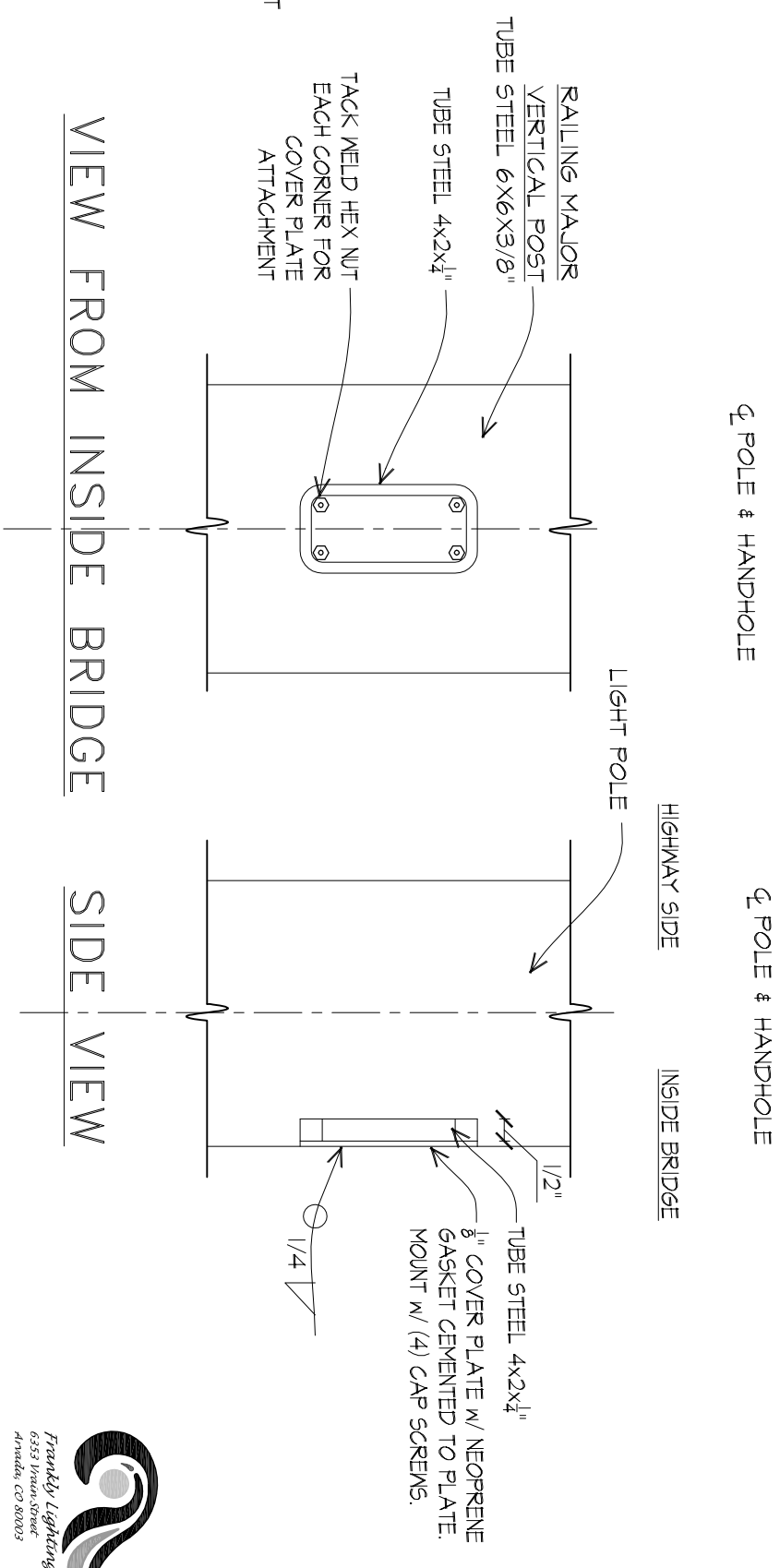
Frankly Lighting, LLC  
 6353 Vrain Street  
 Arvada, CO 80003  
 Phone: 303-412-0359  
 Fax: 303-412-0393

DTJ PROJ. 2008024.40

- NOTES:
1. REFER TO PLAN SHEET E.2 FOR FIXTURE POST LOCATIONS.
  2. REFER TO MANUFACTURER DETAIL SHEETS AND SHOP DRAWINGS FOR MORE INFORMATION.



**TYPE "A"  
LIGHT FIXTURE MOUNTING**  
2  
E.4 3' = 1'-0"




**TYPE "A" FIXTURE POST  
HANDHOLE W/ COVER PLATE**  
1  
E.4 3' = 1'-0"

Print Date: 02-25-09
File Name: A6.X-DETAILS
Horiz. Scale: AS NOTED
Vert. Scale: As Noted

Sheet Revisions	
Date:	Comments

Colorado Department of Transportation



4670 Holly Street  
Denver, CO 80216-6408  
Phone: 303-398-6780 FAX: 720-945-1028

Region 6 Traffic and Safety

As Constructed
No Revisions:
Revised:
Void:

1-25/104th Avenue Interchange Bridge
<b>ELECTRICAL DETAILS</b>
Designer: RCW
Detailer: BWG
Structure Numbers
E-17-ADP
Sheet Subst: Architectural Finishes
Subset Sheet: E.4

DTJ PROJ. 2008024.40
Project No./Code
BR 0253-198
Sheet Number: 16170



Frankly Lighting, LLC  
6333 Pruden Street  
Aurora, CO 80003  
Phone: 303-412-0359  
Fax: 303-412-0393



DTJ DESIGN  
ARCHITECTURE  
PLANNING  
LANDSCAPE ARCHITECTURE

DTJ DESIGN, Inc.  
1981 Ninth Street, Suite 103  
Boulder, Colorado 80302  
T 303.443.7533 F 303.443.7534  
www.dtydesign.com

## **AGREEMENT FOR PROFESSIONAL SERVICES**

THIS AGREEMENT is made and entered into this \_\_\_ day of \_\_\_\_\_, 2015, by and between the Northglenn Urban Renewal Authority, 11701 Community Center Drive, Northglenn, Colorado 80233-8061 (hereinafter referred to as "NURA") and \_\_\_\_\_ with an address of \_\_\_\_\_ (hereinafter referred to as "Consultant").

### **RECITALS:**

A. NURA requires professional services; and

B. Consultant has held itself out to NURA as having the requisite expertise and experience to perform the required work for the project.

NOW, THEREFORE, it is hereby agreed for the consideration hereinafter set forth, that Consultant shall provide to NURA, professional consulting services for the project.

### **I. SCOPE OF SERVICES**

Consultant shall furnish all labor and materials to perform the work and services required for the complete and prompt execution and performance of all duties, obligations, and responsibilities for the project which are described or reasonably implied from **Exhibit A** which is attached hereto and incorporated herein by this reference (the "Scope of Services").

### **II. NURA'S OBLIGATIONS/CONFIDENTIALITY**

NURA shall provide Consultant with reports and such other data as may be available to NURA and reasonably required by Consultant to perform hereunder. No project information shall be disclosed by Consultant to third parties without prior written consent of NURA or pursuant to a lawful court order directing such disclosure. All documents provided by NURA to Consultant shall be returned to NURA. Consultant is authorized by NURA to retain copies of such data and materials at Consultant's expense.

### **III. OWNERSHIP OF WORK PRODUCT**

NURA acknowledges that the Consultant's work product is an instrument of professional service. Nevertheless, the products prepared under this Agreement shall become the property of NURA upon completion of the work.

### **IV. COMPENSATION**

In consideration for the completion of the Scope of Services by Consultant, NURA shall pay Consultant as set forth in **Exhibit B** in the Fee Schedule which is attached hereto and incorporated herein by this reference (the "Fee Schedule") not to exceed a maximum of \_\_\_\_\_ dollars (\$\_\_\_\_\_.00. Unless expressly set forth otherwise in **Exhibit B**, this amount shall include all costs and expenses incurred by Consultant.

**V. COMMENCEMENT AND COMPLETION OF WORK**

Upon mutual execution of this Agreement, Consultant shall commence work on all its obligations as directed by the NURA Executive Director or NURA's legal counsel.

**VI. CHANGES IN SCOPE OF SERVICES**

A change in the Scope of Services shall constitute any material change or amendment of services or work which is different from or additional to the Scope of Services specified in Section I of this Agreement. No such change, including any additional compensation, shall be effective, or paid unless authorized by written amendment executed by NURA. If Consultant proceeds without such written authorization, then Consultant shall be deemed to have waived any claim for additional compensation, including a claim based on the theory of unjust enrichment, quantum merit or implied contract. Except as expressly provided herein, no agent, employee, or representative of NURA shall have the authority to enter into any changes or modifications, either directly or implied by a course of action, relating to the terms and scope of this Agreement.

**VII. PROFESSIONAL RESPONSIBILITY**

A. Consultant hereby warrants that it is qualified to assume the responsibilities and render the services described herein and has all requisite corporate authority and professional licenses in good standing, required by law.

B. The work performed by Consultant shall be in accordance with generally accepted professional practices and the level of competency presently maintained by other practicing professional firms in the same or similar type of work in the applicable community.

C. Consultant shall be responsible for the professional quality, technical accuracy, timely completion, and the coordination of all designs, drawings, specifications, reports, and other services furnished by Consultant under this Agreement. Consultant shall, without additional compensation, correct or resolve any errors or deficiencies in his designs, drawings, specifications, reports, and other services, which fall below the standard of professional practice, and reimburse NURA for construction costs caused by errors and omissions which fall below the standard of professional practice.

D. Approval by NURA of drawings, designs, specifications, reports, and incidental work or materials furnished hereunder shall not in any way relieve Consultant of responsibility for technical adequacy of the work. Neither NURA's review, approval or acceptance of, nor payment for, any of the services shall be construed to operate as a waiver of any rights under this Agreement or of any cause of action arising out of the performance of this Agreement, and Consultant shall be and remain liable in accordance with applicable performance of any of the services furnished under this Agreement.

E. The rights and remedies of NURA provided for under this Agreement are in addition to any other rights and remedies provided by law.



## **VIII. ILLEGAL ALIENS**

A. Certification. By entering into this Agreement, Consultant hereby certifies that, at the time of this certification, it does not knowingly employ or contract with an illegal alien who will perform work under the Agreement and that Consultant will participate in either the E-Verify Program administered by the United States Department of Homeland Security and Social Security Administration or the Department Program administered by the Colorado Department of Labor and Employment in order to confirm the employment eligibility of all employees who are newly hired for employment to perform work under the Agreement.

B. Prohibited Acts. Consultant shall not:

1. Knowingly employ or contract with an illegal alien to perform work under this Agreement; or
2. Enter into a contract with a subcontractor that fails to certify to Consultant that the subcontractor shall not knowingly employ or contract with an illegal alien to perform work under this Agreement.

C. Verification.

1. Consultant has confirmed the employment eligibility of all employees who are newly hired for employment to perform work under this Agreement through participation in either the E-Verify Program or the Department Program.
2. Consultant shall not use the E-Verify Program or the Department Program procedures to undertake pre-employment screening of job applicants while this Agreement is being performed.
3. If Consultant obtains actual knowledge that a subcontractor performing work under this Agreement knowingly employs or contracts with an illegal alien who is performing work under the Agreement, Consultant shall:
  - a. Notify the subcontractor and NURA within three (3) days that Consultant has actual knowledge that the subcontractor is employing or contracting with an illegal alien who is performing work under the Agreement; and
  - b. Terminate the subcontract with the subcontractor if within three (3) days of receiving the notice required pursuant to subparagraph (a) hereof, the subcontractor does not stop employing or contracting with the illegal alien who is performing work under the Agreement; except that Consultant shall not terminate the contract with the subcontractor if during such three (3) days the subcontractor provides information to establish that the subcontractor has not knowingly employed or contracted with an illegal alien who is performing work under the Agreement.

D. Duty to Comply with Investigations. Consultant shall comply with any reasonable request by the Colorado Department of Labor and Employment made in the course of an investigation conducted pursuant to C.R.S. § 8-17.5-102(5)(a) to ensure that Consultant is complying with the terms of this Agreement.

E. If Consultant does not currently employ any employees, Consultant shall sign the NO Employee Affidavit attached hereto.

F. If Consultant wishes to verify the lawful presence of newly hired employees who perform work under the Agreement via the Department Program, Consultant shall sign the Department Program Affidavit attached hereto.

## **IX. INDEMNIFICATION**

Consultant agrees to indemnify and hold harmless NURA, its officers, employees, and insurers, from and against all liability, claims, and demands, on account of injury, loss, or damage, including without limitation claims arising from bodily injury, personal injury, sickness, disease, death, property loss or damage, if such injury, loss, or damage is caused in whole or in part by, or is claimed to be caused in whole or in part by, the negligent act, omission, error, professional error, mistake, negligence, or other fault of Consultant, any subcontractor of Consultant, or any officer, employee, representative, or agent of Consultant or of any subcontractor of Consultant, or which arise out of any workmen's compensation claim of any employee of Consultant or of any employee of any subcontractor of Consultant. Consultant agrees to investigate, handle, respond to, and to provide defense for and defend against any such liability, claims or demands at the sole expense of Consultant, or at the option of NURA, agrees to pay NURA or reimburse NURA for the defense costs incurred by NURA in connection with, any such liability, claims, or demands. Consultant also agrees to bear all other costs and expenses related thereto, including court costs and attorney fees, whether or not any such liability, claims, or demands alleged are groundless, false, or fraudulent. If it is determined by the final judgment of a court of any competent jurisdiction that such injury, loss, or damage was caused in whole or in part by the act, omission, or other fault of NURA, its officers, or its employees, NURA shall reimburse Consultant for the portion of the judgment attributable to such act, omission, or other fault of NURA, its officers, or employees.

## **X. INSURANCE**

A. Consultant agrees to procure and maintain, at its own cost, a policy or policies of insurance sufficient to insure against all liability, claims, demands, and other obligations assumed by Consultant pursuant to Section IX, above. Such insurance shall be in addition to any other insurance requirements imposed by this Agreement or by law. Consultant shall not be relieved of any liability, claims, demands, or other obligations assumed pursuant to Section IX, above, by reason of its failure to procure or maintain insurance, or by reason of its failure to procure or maintain insurance in sufficient amounts, durations, or types.

B. Consultant shall procure and maintain the minimum insurance coverages listed below. Such coverages shall be procured and maintained with forms and insurers acceptable to NURA. All coverages shall be continuously maintained to cover all liability, claims, demands, and other obligations assumed by Consultant pursuant to Section IX, above. In the case of any claims-made policy, the necessary retroactive dates and extended reporting periods shall be procured to maintain such continuous coverage.

1. Workmen's compensation insurance to cover obligations imposed by applicable laws for any employee engaged in the performance of work under this Agreement, and Employer's Liability insurance with minimum limits of five hundred thousand dollars (\$500,000) each accident, one million dollars (\$1,000,000) disease - policy limit, and one million dollars (\$1,000,000) disease - each employee. Evidence of qualified self-insured status may be substituted for the workmen's compensation requirements of this paragraph.

2. Commercial general liability insurance with minimum combined single limits of six hundred thousand (\$600,000) each occurrence and one million dollars (\$1,000,000) general aggregate. The policy shall be applicable to all premises and operations. The policy shall include coverage for bodily injury, broad form property damage (including completed operations), personal injury (including coverage for contractual and employee acts), blanket contractual, products, and completed operations. The policy shall contain a severability of interests provision.

3. Professional liability insurance with minimum limits of one million dollars (\$1,000,000) each claim and one million dollars (\$1,000,000) general aggregate.

C. The policy required by paragraph 2. above shall be endorsed to include NURA and NURA's officers, employees, and consultants as additional insureds. Every policy required above shall be primary insurance, and any insurance carried by NURA, its officers, its employees, or its consultants shall be excess and not contributory insurance to that provided by Consultant. No additional insured endorsement to the policy required by paragraph 1. above shall contain any exclusion for bodily injury or property damage arising from completed operations. Consultant shall be solely responsible for any deductible losses under any policy required above.

D. The certificate of insurance provided for NURA shall be completed by Consultant's insurance agent as evidence that policies providing the required coverages, conditions, and minimum limits are in full force and effect, and shall be reviewed and approved by NURA prior to commencement of the Agreement. No other form of certificate shall be used. If NURA is named as an additional insured on any policy which does not allow for the automatic addition of additional insureds, the Consultant's insurance agent shall also provide a copy of all accompanying endorsements recognizing NURA as an additional insured. The certificate shall identify this Agreement and shall provide that the coverages afforded under the policies shall not be cancelled, terminated or materially changed until at least thirty (30) days prior written notice has been given to NURA. The completed certificate of insurance shall be sent to:

Debbie Tuttle, Executive Director  
Northglenn Urban Renewal Authority  
Attn: Executive Director  
11701 Community Center Drive  
Northglenn, Colorado 80233-8061

E. Failure on the part of Consultant to procure or maintain policies providing the required coverages, conditions, and minimum limits shall constitute a material breach of agreement upon which NURA may immediately terminate this Agreement, or at its discretion, NURA may procure or renew any such policy or any extended reporting period thereto and may pay any and all premiums in connection therewith, and all monies so paid by NURA shall be repaid by Consultant to NURA upon demand, or NURA may offset the cost of the premiums against any monies due to Consultant from NURA.

F. NURA reserves the right to request and receive a certified copy of any policy and any endorsement thereto.

G. The parties hereto understand and agree that NURA, its officers, and its employees, are relying on, and do not waive or intend to waive by any provision of this Agreement, the monetary limitations (presently three hundred fifty thousand dollars (\$350,000) per person and nine hundred ninety thousand dollars (\$990,000) per occurrence) or any other rights, immunities, and protections provided by the Colorado Governmental Immunity Act, C.R.S. § 24-10-101 *et seq.*, as from time to time amended, or otherwise available to NURA, its officers, or its employees.

#### **XI. NON-ASSIGNABILITY**

Neither this Agreement, nor any of the rights or obligations of the parties hereto, shall be assigned by either party without the written consent of the other.

#### **XII. TERMINATION**

This Agreement shall terminate at such time as the work in Section I is completed and the requirements of this Agreement are satisfied, or upon NURA's providing Consultant with seven (7) days advance written notice, whichever occurs first. In the event the Agreement is terminated by NURA's issuance of said written notice of intent to terminate, NURA shall pay Consultant for all work previously authorized and completed prior to the date of termination. If, however, Consultant has substantially or materially breached the standards and terms of this Agreement, NURA shall have any remedy or right of set-off available at law and equity. If the Agreement is terminated for any reason other than cause prior to completion of the project, any use of documents by NURA thereafter shall be at NURA's sole risk, unless otherwise consented to by Consultant.

### **XIII. CONFLICT OF INTEREST**

The Consultant shall disclose any personal or private interest related to property or business within NURA. Upon disclosure of any such personal or private interest, NURA shall determine if the interest constitutes a conflict of interest. If NURA determines that a conflict of interest exists, NURA may treat such conflict of interest as a default and terminate this Agreement.

### **XIV. VENUE**

This Agreement shall be governed by the laws of the State of Colorado, and any legal action concerning the provisions hereof shall be brought in the County of Adams, State of Colorado.

### **XV. INDEPENDENT CONTRACTOR**

Consultant is an independent contractor. Notwithstanding any provision appearing in this Agreement, all personnel assigned by Consultant to perform work under the terms of this Agreement shall be, and remain at all times, employees or agents of Consultant for all purposes. Consultant shall make no representation that it is the employee of NURA for any purposes.

### **XVI. NO WAIVER**

Delays in enforcement or the waiver of any one or more defaults or breaches of this Agreement by NURA shall not constitute a waiver of any of the other terms or obligation of this Agreement.

### **XVII. ENTIRE AGREEMENT**

This Agreement is the entire Agreement between Consultant and NURA, and shall supersede all prior oral or written communications. None of the provisions of this Agreement may be amended, modified, or changed, except as specified herein.

### **XVIII. NOTICE**

Any notice or communication between Consultant and NURA which may be required, or which may be given, under the terms of this Agreement shall be in writing, and shall be deemed to have been sufficiently given when directly presented or sent pre-paid, first class United States Mail, addressed to the addresses first set forth above.

IN WITNESS WHEREOF, the parties hereto each herewith subscribe the same in duplicate.

**NORTHGLENN URBAN RENEWAL  
AUTHORITY**

By: \_\_\_\_\_  
Rosie Garner  
Chair  
Date

ATTEST:

\_\_\_\_\_  
Debbie Tuttle  
NURA Executive Director  
Date

APPROVED AS TO FORM:

\_\_\_\_\_  
Jefferson H. Parker  
NURA Attorney  
Date

**CONSULTANT:**

By: \_\_\_\_\_  
Date

Print Name: \_\_\_\_\_

Title: \_\_\_\_\_

ATTEST: \_\_\_\_\_

Print Name: \_\_\_\_\_

Title: \_\_\_\_\_  
Date

NURA's Contract # \_\_\_\_\_

**EXHIBIT A**  
**SCOPE OF SERVICES**

DRAFT

**EXHIBIT B**  
**FEE SCHEULE**

DRAFT



**PROSPECTIVE CONSULTANT'S CERTIFICATE REGARDING EMPLOYING OR  
CONTRACTING WITH AN ILLEGAL ALIEN**

FROM: \_\_\_\_\_  
(Prospective *Consultant*)

TO: Northglenn Urban Renewal Authority  
PO Box 330061  
11701 Community Center Drive  
Northglenn, CO 80233

As a prospective Consultant for the above-identified bid, I (we) do hereby certify that, as of the date of this certification, I (we) do not knowingly employ or contract with an illegal alien who will perform work under the Agreement and that I (we) will confirm the employment eligibility of all employees who are newly hired for employment to perform work under the Agreement through participation in either the E-Verify Program administered by the United States Department of Homeland Security and Social Security Administration or the Department Program administered by the Colorado Department of Labor and Employment.

Executed this \_\_\_\_\_ day of \_\_\_\_\_, 20\_\_.

Prospective Consultant \_\_\_\_\_

By: \_\_\_\_\_

Title: \_\_\_\_\_

Finance Dept Use Only
Initials _____
Date _____
PO # _____

## NO EMPLOYEE AFFIDAVIT

**1. Check and complete one:**

I, \_\_\_\_\_, am a sole proprietor doing business as \_\_\_\_\_ . I do not currently employ any individuals. Should I employ any individuals during the term of my Agreement with NURA, I certify that I will comply with the lawful presence verification requirements outlined in that Agreement.

**OR**

I, \_\_\_\_\_, am an owner/member/shareholder of \_\_\_\_\_, a \_\_\_\_\_ [specify type of entity-*i.e.*, corporation, limited liability company], that does not currently employ any individuals. Should I employ any individuals during the term of my Agreement with NURA, I certify that I will comply with the lawful presence verification requirements outlined in that Agreement.

**2. Check one.**

I, \_\_\_\_\_, am a United States citizen or legal permanent resident.

*NURA must verify this statement by reviewing one of the following items:*

- *A valid Colorado Driver's license or a Colorado identification card*
- *A United States military card or a military dependent's identification card*
- *A United States Coast Guard Merchant Mariner card*
- *A Native American tribal document or*
- *In the case of a resident of another state, the driver's license or state-issued identification card from the state of residence, if that state requires the applicant to prove lawful presence prior to the issuance of the identification card*
- *Any other documents or combination of documents listed in NURA's "Acceptable Documents for Lawful Presence Verification" chart that prove both the consultant's citizenship/lawful presence and identity.*

**OR**

I am otherwise lawfully present in the United States pursuant to federal law.

*Consultant must verify this statement through the federal systematic alien verification of entitlement program, the "SAVE" program, and provide such verification to NURA.*

\_\_\_\_\_  
Signature

\_\_\_\_\_  
Date

Finance Dept Use Only

Initials \_\_\_\_\_

Date \_\_\_\_\_

PO # \_\_\_\_\_

**ACCEPTABLE DOCUMENTS FOR  
LAWFUL PRESENCE VERIFICATION  
for the NO EMPLOYEE AFFIDAVIT**

**Documents that Serve to Prove Citizenship/Lawful Presence and Identification:**

- Colorado Driver's License or Identification Card
- Out of State drivers license from: AL, AZ, AR, CA, CT, DE, DC, FL, GA, ID, IN, IA, KS, KY, LA, ME, MN, MS, MO, MT, NV, NH, NJ, NY, ND, OH, OK, PA, RI, SC, SD, VA, WV, WY
- A United States Military Card of a Military Dependent's Identification Card
- A United States Coast Guard or Merchant Mariner Card
- A Native American Tribal Document
- Certificate of Naturalization with Photograph
- Certificate of U.S. Citizenship with Photograph
- U.S. Passport (less than 5 years old)
- Northern Mariana Identification Card with Photograph

**OR**

**Documents that Only Serve to Prove Citizenship/Lawful Presence:**

- U.S. Birth Certificate
- Certification of Report of Birth from Department of State
- Report of Birth Abroad of a U.S. Citizen
- U.S. Citizen Identification Card
- Final Adoption Decree
- Evidence of U.S. Civil Service Employment before June 1, 1976
- Statement Provided by U.S. Consular Officer Certifying Citizenship
- Religious Records Recorded in the 50 states, D.C., or a U.S. Territory Showing Birth Date or Child's Age and Location of Birth in U.S.
- Early School Records
- Census Records
- Other Documents that Establish a U.S. Place of Birth or in Some Way Indicates U.S. Citizenship

**AND**

**Documents that Serve to Prove Identification:**

- A Driver's License or Identification Card Regardless of the State of Issuance
- School Identification Card with Photograph
- Identification Card Issued by Federal, State or Local Government
- A Driver's License Issued by a Canadian Government Authority



For the DEPARTMENT PROGRAM AFFIDAVIT

**LISTS OF ACCEPTABLE DOCUMENTS**

<b>LIST A</b> Documents that Establish Both Identity and Employment Eligibility	<b>LIST B</b> Documents that Establish Identity	<b>LIST C</b> Documents that Establish Employment Eligibility
<b>OR</b>		<b>AND</b>
1. U.S. Passport (unexpired or expired)	1. Driver's license or ID card issued by a state or outlying possession of the United States provided it contains a photograph or information such as name, date of birth, gender, height, eye color and address	1. U.S. Social Security card issued by the Social Security Administration ( <i>other than a card stating it is not valid for employment</i> )
2. Permanent Resident Card or Alien Registration Receipt Card (Form I-551)	2. ID card issued by federal, state or local government agencies or entities, provided it contains a photograph or information such as name, date of birth, gender, height, eye color and address	2. Certification of Birth Abroad issued by the Department of State ( <i>Form FS-545 or Form DS-1350</i> )
3. An unexpired foreign passport with a temporary I-551 stamp	3. School ID card with a photograph	3. Original or certified copy of a birth certificate issued by a state, county, municipal authority or outlying possession of the United States bearing an official seal
4. An unexpired Employment Authorization Document that contains a photograph (Form I-766, I-688, I-688A, I-688B)	4. Voter's registration card	4. Native American tribal document
	5. U.S. Military card or draft record	5. U.S. Citizen ID Card ( <i>Form I-197</i> )
5. An unexpired foreign passport with an unexpired Arrival-Departure Record, Form I-94, bearing the same name as the passport and containing an endorsement of the alien's nonimmigrant status, if that status authorizes the alien to work for the employer	6. Military dependent's ID card	6. ID Card for use of Resident Citizen in the United States ( <i>Form I-179</i> )
	7. U.S. Coast Guard Merchant Mariner Card	
	8. Native American tribal document	7. Unexpired employment authorization document issued by DHS ( <i>other than those listed under List A</i> )
	9. Driver's license issued by a Canadian government authority	
	<b>For persons under age 18 who are unable to present a document listed above:</b>	
	10. School record or report card	
	11. Clinic, doctor or hospital record	
	12. Day-care or nursery school record	

**Illustrations of many of these documents appear in Part 8 of the Handbook for Employers (M-274)**

**BID SUMMARY**


---

(Vendor Name)

Hereby submits to the City of Northglenn, Colorado the following bid items complete and in place as specified for the: **2015 I25 & 104th Landscape Plan**

ITEM	DESCRIPTION	UNIT	QTY	UNIT COST	TOTAL COST
1	CONCEPT PLAN	LS	1	\$	\$
2	CIVIL CONSTRUCTION PLANS 60%	LS	1	\$	\$
3	FINAL CIVIL PACKAGE 90%	LS	1	\$	\$
4	CONSTRUCTION ADMINISTRATION	LS	1	\$	\$

**TOTAL FOR ALL ITEMS \$**

---

**TOTAL IN WORDS**

---