



November 2019

Monthly Financial Packet

City of Northglenn

Financial Packet

Packet Contents

<u>Description</u>	<u>Page #</u>
Executive Summary	1
Financial Statements	2
Cash and Investments	8
Marketplace Sales Tax History Chart	9
Citywide Sales Tax History Chart	10
Geographic Code Tax Data	11
Accounts Payable Disbursement Listing	12
City Council Operating Expenditures	20
Overtime Report	25
CIP Report	26
Summary of Executed Contracts	32



CITY OF
Northglenn

City of Northglenn
Interim Financial Statements
For the Period Ending
November 2019

Executive Summary:

- **Sales/Use Tax**
 - Year-to-date sales and use tax reported an increase of \$456,706, or approximately 2.4%, when compared to the previous year.
 - Year-to-date details behind overall sales and use tax include: Auto Use Tax +4.5%; Sales Tax +1.1%; Food Tax +9.5%; Marijuana Tax +22.3%

- **General Fund**
 - Year-to-date revenues within the General Fund total \$23,392,598, an increase over last year's collections by 1.3% or \$296,743. The increase is largely due to sales and other taxes, intergovernmental revenues, investment earnings, miscellaneous revenues and equipment sales.
 - General Fund year-to-date expenditures total \$22,256,544 accounting for 80.8% of the annual appropriation. Expenditures within the fund are consistent with the planned budget.

- **Water Fund**
 - Water Fund year-to-date revenues total \$10,362,008. This is an increase of 0.7% or \$74,618 when compared to the prior year. Revenues restricted for water resources are \$2,341,683, up 1.4% versus the prior year. The restricted revenue for debt service, which comes from the food for home consumption sales tax is up 9.5%, and totals \$899,368 year-to-date.
 - Year-to-date expenditures within the Water Fund total \$8,588,957 and accounts for 74.9% of the annual appropriation. Fund expenditures increased by \$2,042,573 or 31.2% when compared to the same period of 2018. This is mainly due to capital outlay for equipment, water rights and the Terminal Reservoir and Clarifier Rehab projects.

- **Wastewater Fund**
 - Wastewater Fund year-to-date revenues total \$3,840,141. This is an increase of approximately 11.8% or \$404,879 as compared to the prior year mainly due to the rate increase, investment earnings and contributions received for the Bunker Hill lift station design.
 - Year-to-date expenditures within the Wastewater Fund total \$3,952,053 and account for 54.0% of the annual appropriation. Fund expenditures increased \$900,659 or 29.5% when compared to the same period of 2018 due to capital outlay for equipment and the UV Upgrade and lift station projects underway.

- **Stormwater Fund**
 - Year-to-date revenues within the Stormwater Fund total \$393,701, an increase from last year by approximately 3.5% or \$13,324 due to an increase in tap fees and investment earnings.
 - Stormwater Fund year-to-date expenditures total \$116,968 and account for 29.0% of the annual appropriation. Fund expenditures decreased by \$65,781 or 36.0% when compared to the same period of 2018, as there has been no rehabilitation or repairs performed this year.

- **Sanitation Fund**
 - Sanitation Fund year-to-date revenues total \$1,704,717, an increase of 3.9% or \$63,297, largely attributable to a grant received, investment earnings and equipment sales.
 - Year-to-date expenditures within the Sanitation Fund total \$1,521,951 and account for 77.6% of the annual appropriation. Expenditures within the fund are 8.6% higher than this time last year due to grant expenditures, increased tip fees and equipment costs.

**Revenue Report
November 30, 2019
General Fund**

	2019 Adopted Budget	Actual as of November 30, 2019	Over/(Under) Projected	Collection Rate	Prior Year Actual as of November 30, 2018	Over/(Under) Prior Year	Percent Difference
Taxes							
Property Taxes	\$ 2,957,064	\$ 2,865,898	\$ (91,166)	96.92%	\$ 2,883,091	\$ (17,193)	-0.60%
Sales Taxes	14,276,294	11,610,267	(2,666,027)	81.33%	11,501,733	108,534	0.94%
Use Tax	2,572,846	2,222,643	(350,203)	86.39%	2,288,721	(66,078)	-2.89%
Other Tax	431,782	467,594	35,812	108.29%	353,592	114,002	32.24%
Total Taxes*	20,237,986	17,166,402	(3,071,584)	84.82%	17,027,137	139,265	0.82%
Intergovernmental Revenues	2,047,476	1,991,081	(56,395)	97.25%	1,889,606	101,475	5.37%
Licenses and Permits	718,240	705,770	(12,470)	98.26%	829,936	(124,166)	-14.96%
Charges for Services	2,703,327	2,235,769	(467,558)	82.70%	2,269,093	(33,324)	-1.47%
Fines and Forfeitures	994,555	581,742	(412,813)	58.49%	692,362	(110,620)	-15.98%
Investment Earnings	212,000	465,819	253,819	219.73%	280,790	185,029	65.90%
Other Revenues	128,000	151,794	23,794	118.59%	97,125	54,669	56.29%
Total Revenues	27,041,584	23,298,377	(3,743,207)	86.16%	23,086,049	212,328	0.92%
Other Financing Sources	-	94,221	94,221	N/A	9,806	84,415	860.85%
Total General Fund Revenues	\$ 27,041,584	\$ 23,392,598	\$ (3,648,986)	86.51%	\$ 23,095,855	\$ 296,743	1.28%

*Due to normal collection cycles, the tax revenues presented in the above statement represent amounts collected as of the prior month and not of that of the period being reported.

**Expenditure Report
November 30, 2019
General Fund**

	2019 Adopted Budget	Actual as of November 30, 2019	Over/(Under) Adopted Budget	Spending Rate	Prior Year Actual as of November 30, 2018	Over/(Under) Prior Year	Percent Difference
Legislative	\$ 763,019	\$ 651,994	\$ (111,025)	85.45%	\$ 546,302	\$ 105,692	19.35%
City Manager	1,549,168	1,206,397	(342,771)	77.87%	915,940	290,457	31.71%
City Clerk	376,261	293,728	(82,533)	78.06%	301,576	(7,848)	-2.60%
Management Services	2,011,750	1,709,718	(302,032)	84.99%	1,617,969	91,749	5.67%
Technology	907,425	830,558	(76,867)	91.53%	818,041	12,517	1.53%
Finance	464,758	444,860	(19,898)	95.72%	438,451	6,409	1.46%
Planning & Development	1,724,504	1,258,234	(466,270)	72.96%	1,438,856	(180,622)	-12.55%
Parks, Recreation and Cultural	4,355,635	3,930,749	(424,886)	90.25%	3,754,471	176,278	4.70%
Police	10,828,347	9,100,579	(1,727,768)	84.04%	8,731,137	369,442	4.23%
Public Works	2,674,662	2,619,080	(55,582)	97.92%	2,527,652	91,428	3.62%
Total Operating Expenditures	25,655,529	22,045,897	(3,609,632)	85.93%	21,090,395	955,502	4.53%
Other Financing Uses	1,890,000	210,647	(1,679,353)	11.15%	442,678	(232,031)	-52.42%
Total General Fund Expenditures	\$ 27,545,529	\$ 22,256,544	\$ (5,288,985)	80.80%	\$ 21,533,073	\$ 723,471	3.36%

Revenue and Expenditure Report
November 30, 2019
Water Fund

	2019 Adopted Budget	Actual as of November 30, 2019	Over/(Under) Budget	Collection/ Spending Rates	Prior Year Actual as of November 30, 2018	Current Year Over/(Under) Prior Year	Percent Difference
Revenues							
Water Charges	\$ 7,788,650	\$ 6,789,241	\$ (999,409)	87.17%	\$ 6,919,585	\$ (130,344)	-1.88%
Water Resources Revenue	2,816,002	2,341,683	(474,319)	83.16%	2,309,628	32,055	1.39%
Debt Service Revenue	1,007,014	899,368	(107,646)	89.31%	821,174	78,194	9.52%
Investment Earnings	71,000	262,990	191,990	370.41%	228,840	34,150	14.92%
Miscellaenous Revenue	-	54,076	54,076	N/A	8,163	45,913	562.45%
Total Water Fund Revenues	11,682,666	10,347,358	(1,335,308)	88.57%	10,287,390	59,968	0.58%
Expenditures							
Operating Expenditures	6,038,369	4,843,975	(1,194,394)	80.22%	4,831,129	12,846	0.27%
Capital Outlay	3,457,711	2,430,230	(1,027,481)	70.28%	585,140	1,845,090	315.32%
Water Resources Expenditures	1,000,000	344,871	(655,129)	34.49%	151,012	193,859	128.37%
Debt Service Expenditures	976,158	969,881	(6,277)	99.36%	979,103	(9,222)	-0.94%
Total Water Fund Expenditures	11,472,238	8,588,957	(2,883,281)	74.87%	6,546,384	2,042,573	31.20%
Other Financing Sources / (Uses)	-	14,650	14,650	N/A	-	14,650	N/A
Revenues Over/(Under) Expenditures	\$ 210,428	\$ 1,773,051	\$ 1,547,973	N/A	\$ 3,741,006	\$ (1,967,955)	-52.60%

<i>Operating Revenue:</i>							
<i>Water Usage</i>	\$ 7,585,550	\$ 6,526,942	\$ (1,058,608)	86.04%	\$ 6,658,246	\$ (131,304)	-1.97%
<i>Water Resources Revenue:</i>							
<i>Non-Food Sales/Use Tax*</i>	\$ 2,816,002	\$ 2,341,683	\$ (474,319)	83.16%	\$ 2,309,628	\$ 32,055	1.39%
<i>Debt Service:</i>							
<i>Food Taxes*</i>	\$ 1,007,014	\$ 899,368	\$ (107,646)	89.31%	\$ 821,174	\$ 78,194	9.52%

*Due to normal collection cycles, the tax revenues presented in the above statement represent amounts collected as of the prior month and not of that of the period being reported.

Revenue and Expenditure Report
November 30, 2019
Wastewater Fund

	2019 Adopted Budget	Actual as of November 30, 2019	Over/(Under) Budget	Collection/ Spending Rates	Prior Year Actual as of November 30, 2018	Current Year Over/(Under) Prior Year	Percent Difference
Revenues							
Wastewater Charges	\$ 4,326,586	\$ 3,671,868	\$ (654,718)	84.87%	\$ 3,419,451	\$ 252,417	7.38%
Investment Earnings	22,000	67,791	45,791	308.14%	5,837	61,954	1061.40%
Contributions	1,600,000	-	(1,600,000)	0.00%	-	-	N/A
Miscellaneous Revenue	-	100,482	100,482	N/A	9,974	90,508	907.44%
Total Wastewater Fund Revenues	5,948,586	3,840,141	(2,108,445)	64.56%	3,435,262	404,879	11.79%
Expenditures							
Operating Expenditures	3,220,448	2,373,031	(847,417)	73.69%	2,514,028	(140,997)	-5.61%
Capital Outlay	4,095,572	1,579,022	(2,516,550)	38.55%	537,366	1,041,656	193.84%
Total Wastewater Fund Expenditures	7,316,020	3,952,053	(3,363,967)	54.02%	3,051,394	900,659	29.52%
Revenues Over/(Under) Expenditures	\$ (1,367,434)	\$ (111,912)	\$ 1,255,522	N/A	\$ 383,868	\$ (495,780)	-129.15%

Revenue and Expenditure Report
November 30, 2019
Stormwater Fund

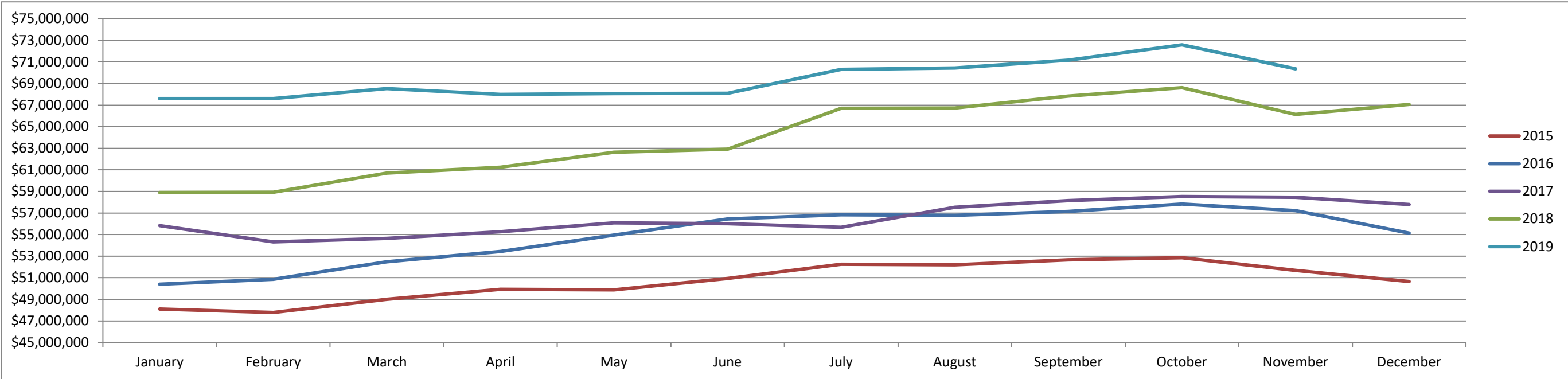
	2019	Actual as of	Over/(Under)	Collection/	Prior Year	Current Year	Percent
	Adopted Budget	November 30, 2019	Budget	Spending	Actual as of	Over/(Under)	Difference
				Rates	November 30, 2018	Prior Year	
Revenues							
Stormwater Charges	\$ 432,567	\$ 380,568	\$ (51,999)	87.98%	\$ 376,542	\$ 4,026	1.07%
Investment Earnings	2,000	11,823	9,823	591.15%	3,835	7,988	208.29%
Miscellaneous Revenue	-	1,310	1,310	N/A	-	1,310	N/A
Total Stormwater Revenues	434,567	393,701	(40,866)	90.60%	380,377	13,324	3.50%
Expenditures							
Stormwater Collection	138,259	89,838	(48,421)	64.98%	130,160	(40,322)	-30.98%
Capital Outlay	265,000	27,130	(237,870)	10.24%	52,589	(25,459)	-48.41%
Total Stormwater Expenditures	403,259	116,968	(286,291)	29.01%	182,749	(65,781)	-36.00%
Revenues Over/(Under) Expenditures	\$ 31,308	\$ 276,733	\$ 245,425	N/A	\$ 197,628	\$ 79,105	40.03%

Revenue and Expenditure Report
November 30, 2019
Sanitation Fund

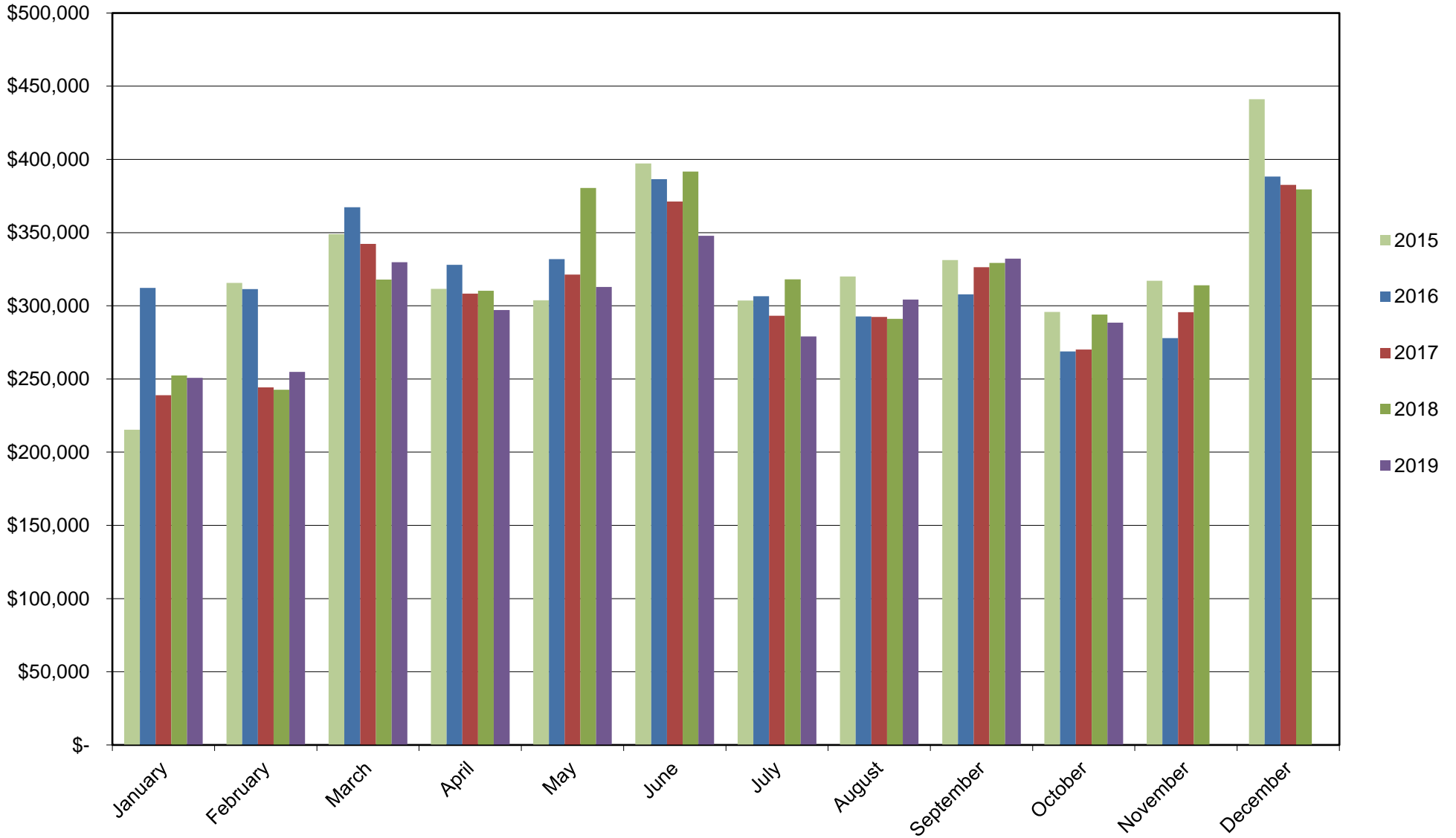
	2019	Actual as of	Over/(Under)	Collection/	Prior Year	Current Year	Percent
	Adopted Budget	November 30, 2019	Adopted Budget	Spending	Actual as of	Over/(Under)	Difference
				Rates	November 30, 2018	Prior Year	
Revenues							
Trash Charges	\$ 1,874,137	\$ 1,596,239	\$ (277,898)	85.17%	\$ 1,583,567	\$ 12,672	0.80%
Recycling Revenue	18,000	12,482	(5,518)	69.34%	10,875	1,607	14.78%
Polycart Revenue	18,000	18,634	634	103.52%	22,216	(3,582)	-16.12%
Intergovernmental Revenue	19,987	19,903	(84)	99.58%	-	19,903	N/A
Investment Earnings	9,000	39,559	30,559	439.54%	22,259	14,797	66.48%
Miscellaneous Revenue	-	80	80	N/A	-	80	N/A
Total Sanitation Revenues	1,939,124	1,686,897	(252,227)	86.99%	1,638,917	45,477	2.77%
Expenditures							
Solid Waste Collection	1,347,265	1,224,698	(122,567)	90.90%	1,148,729	75,969	6.61%
Capital Outlay	613,000	297,253	(315,747)	48.49%	252,232	45,021	17.85%
Total Sanitation Expenditures	1,960,265	1,521,951	(438,314)	77.64%	1,400,961	120,990	8.64%
Other Financing Sources / (Uses)	-	17,820	17,820	N/A	-	17,820	N/A
Revenues Over/(Under) Expenditures	\$ (21,141)	\$ 182,766	\$ 203,907	N/A	\$ 237,956	\$ (57,693)	-24.25%

Cash & Investments

	2019											
	January	February	March	April	May	June	July	August	September	October	November	December
General Fund	\$23,435,513.31	\$23,077,932.99	\$23,827,033.86	\$24,280,032.66	\$24,365,691.90	\$24,566,235.14	\$25,550,782.98	\$25,536,013.01	\$25,774,152.20	\$26,195,766.91	\$25,418,348.72	
CTF	\$1,438,140.92	\$1,440,495.58	\$1,248,281.10	\$1,246,998.22	\$1,164,801.59	\$995,691.47	\$998,113.45	\$492,379.84	\$260,498.38	\$255,269.19	\$211,065.95	
CDBG	(\$9,923.35)	(\$21.00)	\$0.00	\$0.00	\$0.00	\$0.00	\$0.00	\$0.00	\$0.00	\$0.00	\$0.00	
Capital Projects Fund	\$23,082,549.85	\$23,427,053.01	\$23,840,732.66	\$23,522,598.90	\$23,583,346.41	\$23,385,137.58	\$23,997,000.98	\$23,888,124.71	\$23,501,640.72	\$23,267,004.88	\$22,382,367.60	
Water Fund	\$13,322,551.72	\$13,319,538.69	\$13,650,255.34	\$12,736,943.46	\$12,783,046.70	\$12,925,259.15	\$13,496,387.42	\$14,270,799.03	\$15,146,886.40	\$16,161,511.20	\$15,623,346.55	
Wastewater Fund	\$3,840,589.74	\$3,762,044.97	\$3,311,103.46	\$3,422,858.01	\$3,586,074.92	\$3,602,610.27	\$3,564,799.68	\$3,494,411.68	\$3,614,502.24	\$3,736,959.32	\$3,763,776.99	
Stormwater Fund	\$463,373.44	\$493,748.36	\$532,170.63	\$568,389.52	\$605,115.02	\$630,694.44	\$659,529.09	\$688,862.07	\$721,647.48	\$747,238.38	\$744,469.96	
Sanitation Fund	\$2,032,341.24	\$2,093,489.72	\$2,127,133.17	\$2,203,392.54	\$1,981,055.93	\$1,992,179.02	\$2,038,858.11	\$2,070,168.00	\$2,154,726.22	\$2,224,679.30	\$2,229,734.46	
Total	\$67,605,136.87	\$67,614,282.32	\$68,536,710.22	\$67,981,213.31	\$68,069,132.47	\$68,097,807.07	\$70,305,471.71	\$70,440,758.34	\$71,174,053.64	\$72,588,429.18	\$70,373,110.23	\$0.00

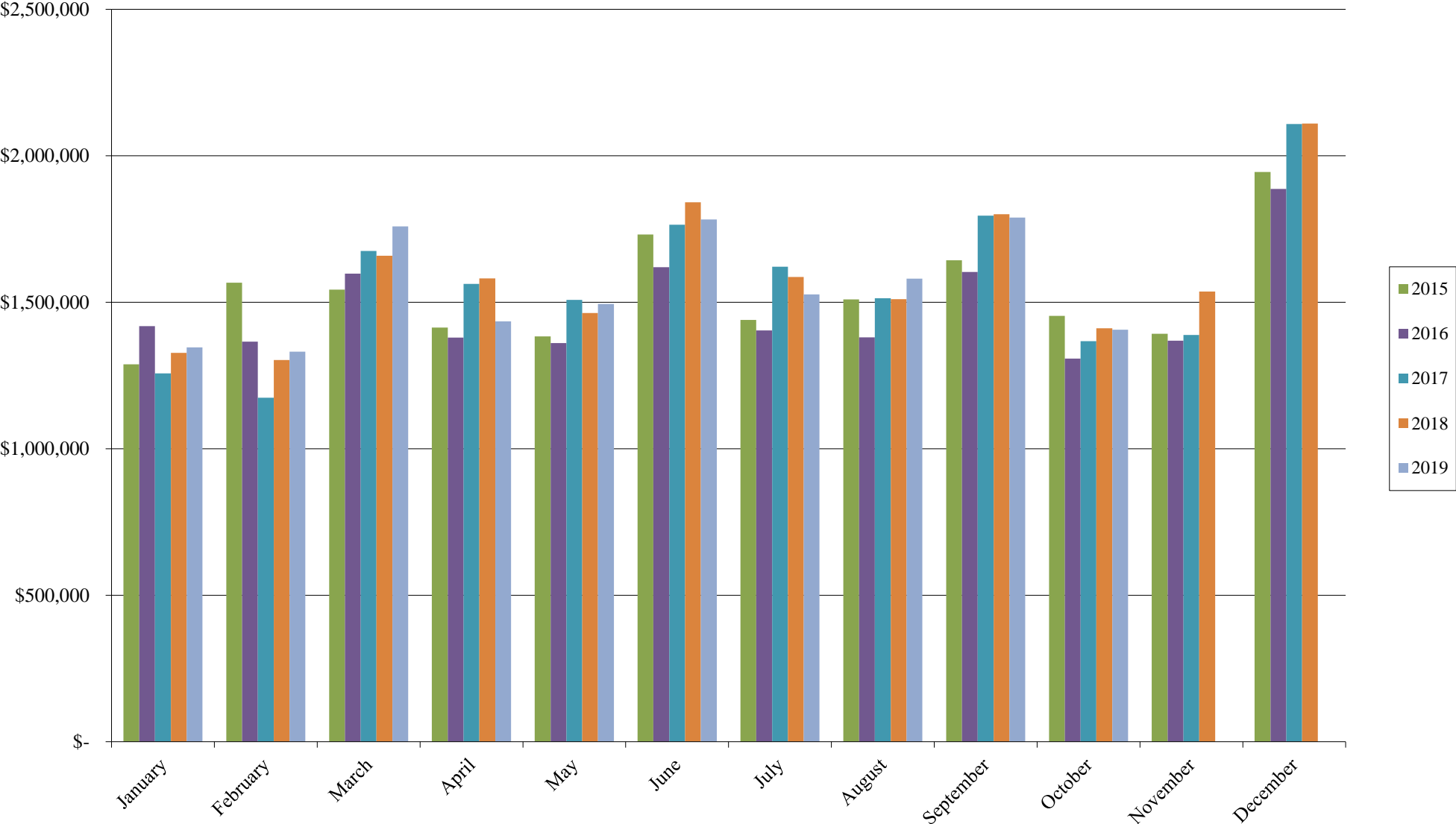


Marketplace Sales Tax History Chart



Due to normal collection cycles, the tax revenues presented above represent amounts collected as of the prior month and not that of the period being reported.

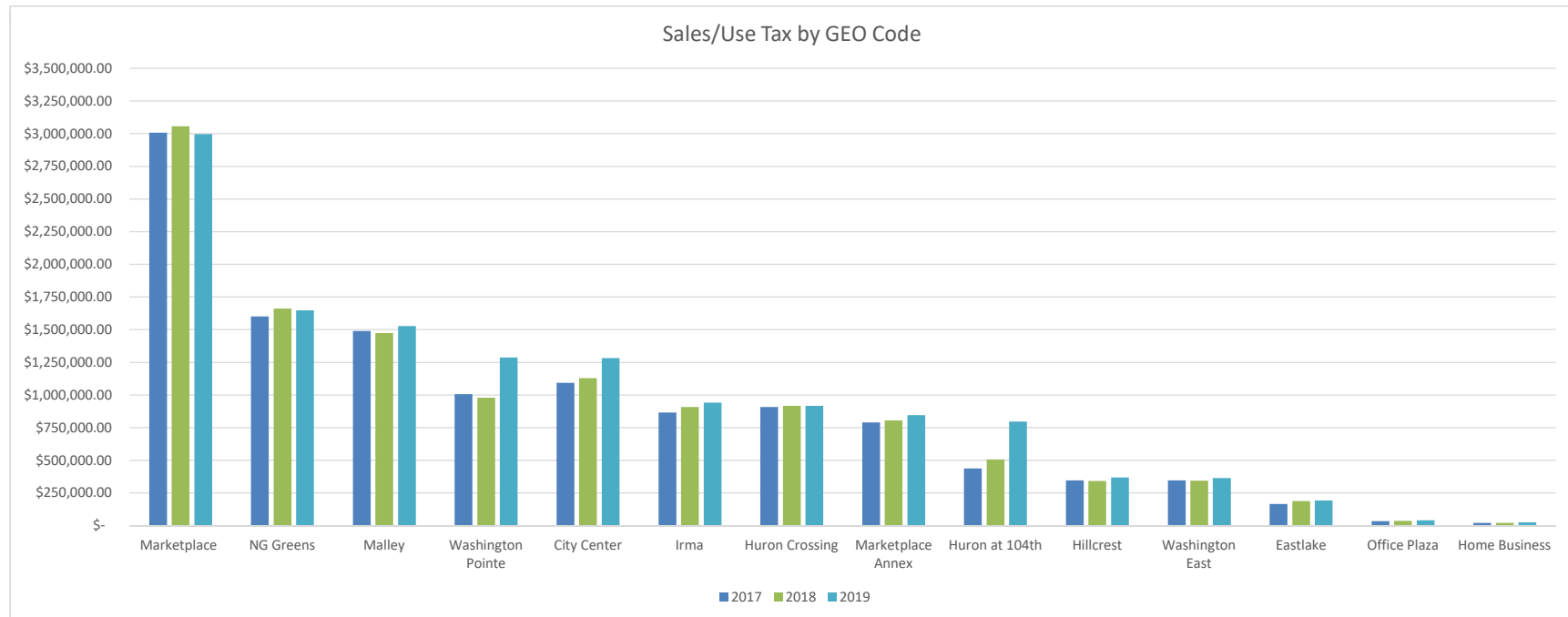
Northglenn Sales Tax History Chart



Due to normal collection cycles, the tax revenues presented above represent amounts collected as of the prior month and not that of the period being reported.

Tax Collected by Geographic Code

Ranking	Area	YTD			\$ Change	% Change	Sample of Area Businesses
		2017	2018	2019			
1	Marketplace	\$ 3,008,107.80	\$ 3,055,672.61	2,996,489.34	\$ (59,183.27)	-1.94%	Ross Dress for Less, Lowes, Cinzettis, Texas Roadhouse
2	NG Greens	1,600,811.94	1,660,774.78	1,648,239.45	(12,535.33)	-0.75%	Best Buy, Boot Barn, Applebees
3	Malley	1,489,486.76	1,473,800.45	1,527,235.98	53,435.53		3.63% Sherwin Williams, The Green Solution, Vitamin Cottage
4	Washington Pointe	1,005,473.54	979,673.25	1,286,848.09	307,174.84		31.35% O'Reilly, Safeway, Petco, Burger King
5	City Center	1,093,764.09	1,129,597.16	1,281,419.55	151,822.39		13.44% Boondocks, Ramada, Longhorn Steakhouse
6	Irma	864,859.97	907,721.77	942,539.55	34,817.78		3.84% Pioneer Sand, Gulfeagle Supply, Family Dollar
7	Huron Crossing	908,723.01	917,248.93	916,020.08	(1,228.85)	-0.13%	Peerless Tire, Cracker Barrel, Botanacare
8	Marketplace Annex	789,363.03	805,327.98	845,702.65	40,374.67		5.01% McDonald, Car Toys, Taco Bell
9	Huron at 104th	438,628.75	505,813.82	797,556.10	291,742.28		57.68% Tamale Kitchen, Save-a-Lot, Arby's, AutoZone
10	Hillcrest	345,557.76	341,963.74	368,129.07	26,165.33		7.65% Red Lobster, Santiago's, Fastsigns
11	Washington East	345,501.32	344,993.70	365,157.41	20,163.71		5.84% Walgreens, Tires Plus, Sonic, Pizza Hut
12	Eastlake	166,329.53	187,888.56	192,440.72	4,552.16		2.42% Circle K, Santiago's
13	Office Plaza	35,320.04	37,097.72	42,109.46	5,011.74		13.51% Diamond Shamrock
14	Home Business	21,079.20	20,726.82	24,990.95	4,264.13	20.57%	
Total		\$ 12,113,007	\$ 12,368,301	\$ 13,234,878	\$ 866,577	7.01%	



Due to normal collection cycles, the tax revenues presented above represent amounts collected as of the prior month and not that of the period being reported.

November 2019
Cash Disbursements

<u>Date</u>	<u>Vendor</u>	<u>Check Number</u>	<u>Amount</u>	<u>Description</u>
General Fund				
11/1/2019	Cage Samantha	159977	100.00	Theatre Instructor 8/20-8/22/19
11/1/2019	Campbell Deborah	159978	717.15	Retiree Stipend
11/1/2019	Cimplx Compliance Services	159980	738.90	ACA Compliance
11/1/2019	CIRSA	159981	16,824.04	Claims
11/1/2019	Colorado State Treasurer	159983	6,799.00	Claims
11/1/2019	Continental American Insurance Company	159984	1,272.21	Ee Additional Insurance
11/1/2019	Cordova Terry	159985	400.00	Retiree Stipend
11/1/2019	Csem Event Staffing LLC	159986	142.68	Extra Staff Hours
11/1/2019	Employers Council Services Inc	159987	1,450.00	4th Quarter Membership Dues
11/1/2019	Family Support Registry	159988	238.00	Employee withholding
11/1/2019	Family Support Registry	159988	838.62	Employee withholding
11/1/2019	Innovest Portfolio Solutions LLC	159989	8,493.59	Consultants GEP
11/1/2019	Innovest Portfolio Solutions LLC	159989	3,640.10	Consultants PP
11/1/2019	LegalShield	159990	382.75	Ee Legal
11/1/2019	Party Time Rental Inc	159991	1,155.60	Tent Rental
11/1/2019	S&B Porta-Bowl Restrooms Inc	159992	1,695.37	Restrooms
11/1/2019	Singh Jagdeep	159993	136.56	City Clerk Over Payment
11/1/2019	Smith Dave	159994	400.00	Retiree Stipend
11/1/2019	Sunbelt Rentals Inc	159995	1,266.96	Power-Celebrate Northglenn
11/1/2019	Sunbelt Rentals Inc	159995	5,290.44	Power
11/1/2019	Sunbelt Rentals Inc	159995	251.85	Power Add On
11/1/2019	T Calabrese Trucking Inc	159996	4,488.88	Claim 2019-054
11/1/2019	The Lincoln National Life Ins Co	159997	5,251.41	Life and LTD Insurance
11/1/2019	The Lincoln National Life Ins Co	159997	2,387.23	Additional Life Insurance
11/1/2019	Weatherly Bryan Matthew	159998	100.00	Planning Commission meetings thru 10/01/19
11/1/2019	Weatherly Bryan Matthew	159998	60.00	Building Commission meetings thru 10/1/19
11/1/2019	Xcel Energy	159999	119.34	Gas Usage
11/8/2019	A Precious Child Inc.	160000	5,000.00	2019 Outside Agency Funding Grant
11/8/2019	A&E Tire Inc	160001	550.00	#600242-00 - Tires for Unit #761-16
11/8/2019	Abeyta Sr Deano	160002	500.00	Safe Street DJ
11/8/2019	Adams County Finance Dept	160003	800.00	Range on 09/23-9/25/19
11/8/2019	Adams Cty Communication	160004	137,415.53	2019 4th Quarter Assessment for General Fund.
11/8/2019	Adams Cty Communication	160004	9,438.44	2019 4th Quarter Assessment for Capital Fund.
11/8/2019	Advance Stores Company Inc	160005	109.20	#3194-564382 - Part for Stock #3995
11/8/2019	Advance Stores Company Inc	160005	11.02	#2194-564095 - Part for Stock #3721
11/8/2019	Advance Stores Company Inc	160005	44.08	#2194-564096 - Part for Stock #3721
11/8/2019	Advance Stores Company Inc	160005	7.10	#2194-564509 - Parts for Stock #1394 & #3011
11/8/2019	Aqueous Solution Inc	160006	232.50	NRC Pool Chemicals
11/8/2019	Aqueous Solution Inc	160006	59.39	NRC Pool Chemicals
11/8/2019	Assistance League of Denver	160007	2,469.00	Reimbursement for 2nd qtr expense report
11/8/2019	Autozone Inc	160008	128.00	#0830968939 - Part for Unit #727
11/8/2019	Autozone Inc	160008	47.96	#0830968552 - Oil Absorbent (Shop Supply)
11/8/2019	AV Tech Electronics Inc	160009	252.00	#0079021-IN - Part for Unit #311
11/8/2019	Barbour Michael Ross	160010	150.00	Fall 2019 CARA Lacrosse Coach 2nd Payment
11/8/2019	Bear Communications Inc	160011	295.00	Boat house walkie
11/8/2019	Biggins James	160013	507.92	Post Employment Benefits
11/8/2019	Bowditch & Cassell Public Affairs	160014	3,000.00	Lobbying services - October 2019
11/8/2019	Brannan Sand & Gravel Co	160015	220.88	Asphalt for street repairs
11/8/2019	Carmean Bobby	160017	17.66	Expense Reimbursement
11/8/2019	CASA of Adams & Broomfield Counties	160018	1,750.76	Reimbursement for 2nd qtr expense report
11/8/2019	CenterPoint Energy Services Retail LLC	160019	745.71	Natural Gas Deliveries
11/8/2019	CenterPoint Energy Services Retail LLC	160019	57.11	Natural Gas Deliveries
11/8/2019	Central Salt LLC	160020	1,990.68	Bulk de-icing salt
11/8/2019	Central Visitation Program	160021	500.00	Reimbursement for 2nd qtr expense report
11/8/2019	CenturyLink QC	160022	167.09	Phones....7208720203
11/8/2019	CenturyLink QC	160022	42.76	Phones....7209299635
11/8/2019	Cintas Corporation No 2	160025	65.80	#4033100429 - Mat Rental for M&O Bldg & Sign Shop
11/8/2019	Cintas Corporation No 2	160025	65.80	#4033653453 - Mat Rental for M&O Bldg. & Sign Shop
11/8/2019	Cintas Corporation No 2	160025	17.10	#4033100429 - Shop Towel Rental For Fleet Services
11/8/2019	Cintas Corporation No 2	160025	17.10	#4033653453 - Shop Towel Rental for Fleet Services
11/8/2019	Colorado Community Media	160028	18.28	Legal Notice for Budget Hearing
11/8/2019	Colorado Occupational Medicine Physicians	160029	35.00	Drug Screen
11/8/2019	Colorado Occupational Medicine Physicians	160029	90.00	Physical Drug Screens
11/8/2019	Colorado Occupational Medicine Physicians	160029	380.00	Physical Drug Screens
11/8/2019	Colorado Officials	160030	1,892.00	Fall 2019 Youth Basketball Officials
11/8/2019	Complete Auto Glass Inc	160031	365.00	#72918 - Windshield Replacement On Unit #288-19
11/8/2019	Complete Auto Glass Inc	160031	50.00	#73009 - Windshield Repair On Unit #229-15
11/8/2019	Dicarlo Sonia	160036	80.00	Planning Commission meetings thru 10/01/19

November 2019
Cash Disbursements

<u>Date</u>	<u>Vendor</u>	<u>Check Number</u>	<u>Amount</u>	<u>Description</u>
11/8/2019	Earth Green Soil Amenities Inc	160038	2,967.99	Washington 1 block north of 104th
11/8/2019	Factory Motor Parts Co	160039	(12.25)	#39-351418 - Battery Core Credit
11/8/2019	Factory Motor Parts Co	160039	(12.25)	#39-351417 - Battery Core Credit
11/8/2019	Factory Motor Parts Co	160039	103.39	#24-1910504 - Battery for Unit #246-13
11/8/2019	Factory Motor Parts Co	160039	125.98	#39-353678 - Part for Unit #307-17
11/8/2019	Factory Motor Parts Co	160039	(12.25)	#39-353287 - Battery Core Credit
11/8/2019	Faris Machinery	160040	163.71	#C47159 - Part for Stock #00707
11/8/2019	Faris Machinery	160040	592.19	#C47213 - Parts for Unit #190-14
11/8/2019	Faris Machinery	160040	181.02	#C47349 - Part for Unit #190-14
11/8/2019	First Light Video Productions Inc	160041	1,700.00	Celebrate 50th Anniversary videos
11/8/2019	First Light Video Productions Inc	160041	3,200.00	NGCC study session
11/8/2019	First Light Video Productions Inc	160041	7,185.00	Business Appreciation Breakfast videos
11/8/2019	Galls Parent Holdings LLC	160042	445.50	Officer Chavez vest - Department Share
11/8/2019	Galls Parent Holdings LLC	160042	445.50	Officer Mayns vest - Department Share
11/8/2019	Galls Parent Holdings LLC	160042	363.50	Officer Gilette vest - Department Share
11/8/2019	Galls Parent Holdings LLC	160042	205.00	Officer Gilette external vest carrier
11/8/2019	Galls Parent Holdings LLC	160042	445.50	Officer Chavez vest - BVP Reimbursement
11/8/2019	Galls Parent Holdings LLC	160042	445.50	Officer Mayns vest - BVP Reimbursement
11/8/2019	Galls Parent Holdings LLC	160042	363.50	Officer Gilette vest - BVP Reimbursement
11/8/2019	Gatlin Geoffrey	160043	50.00	Partial Restitution C213111
11/8/2019	Geyer Heather	160046	140.00	Parking reimbursement
11/8/2019	Goodyear Tire & Rubber Co	160048	538.00	#174-1086855 - Tire for Stock #1030
11/8/2019	Hager Collin Andrew	160050	500.00	Fall 2019 CARA Lacrosse Coach
11/8/2019	Immaculate Heart of Mary Parish	160053	6,000.00	2019 Outside Agency Funding Grant
11/8/2019	Inland Truck Parts Company	160055	131.72	#SO-436690 - Oil for Stock #950069
11/8/2019	Jaszai Inc	160056	385.86	Foam Core "Celebrate Northglenn" event
11/8/2019	Jaszai Inc	160056	177.28	Foam Core "Celebrate Northglenn" event
11/8/2019	Kaplan Kirsch & Rockwell LLP	160057	480.00	Biosolids - notice of violation
11/8/2019	King Scott	160061	460.00	Theatre Tech Sub Pageant Rental Sept 28, 2019
11/8/2019	King Scott	160061	290.00	Theatre Tech Sub Church of God Sept 28, 2019
11/8/2019	Kroenke Sports Holdings LLC	160062	7,304.00	Fall 2019 Youth Basketball Jerseys and Tickets
11/8/2019	McGrath Andrew	160064	420.00	Technical Coordinator Sub Sep 8 14, 2019-
11/8/2019	Mitchell Violet	160065	100.00	Sub House Manager October 3 - 9, 2019
11/8/2019	Monroe Gaye Ellen	160066	100.00	Planning Commission meetings thru 10/01/19
11/8/2019	Morgan Awards Inc	160067	387.90	Brass plates for business awards
11/8/2019	Nevco Inc	160068	336.45	Scoreboard Controller for Jaycee Ballfield
11/8/2019	Northglenn Community Foundation	160069	650.00	2019-056
11/8/2019	Northglenn Senior Organization	160070	604.00	NOS Reimbursement Sep and Oct 2019
11/8/2019	O'Reilly Automotive Stores Inc	160071	(105.00)	#2816-369705 - Core Credit
11/8/2019	O'Reilly Automotive Stores Inc	160071	329.28	#2816-369534 - Part for Unit #527-07
11/8/2019	O.J. Watson Company Inc	160072	233.00	#0087519-IN - Part for Unit #740-19
11/8/2019	Padfield Inc	160074	503.48	#149130-00 - Tires for Unit #307-17
11/8/2019	Palisi Jacqueline Suzanne	160075	300.00	Northglenn Business awards voice over and Emcee
11/8/2019	Petter Mindy May	160076	60.00	Building Commission meetings thru 10/01/191/15
11/8/2019	Pinnacol Assurance	160077	(48.88)	Deductibles
11/8/2019	Pinnacol Assurance	160077	(98.40)	Deductibles
11/8/2019	Pinnacol Assurance	160077	99.97	Deductibles
11/8/2019	Pinnacol Assurance	160077	428.52	Deductibles
11/8/2019	Race Forward	160078	1,000.00	2019-2020 Core membership dues
11/8/2019	Ralston House	160079	6,250.00	Reimbursement for 2nd qtr expense report
11/8/2019	RCSolar-Arvida LLC	160080	295.48	Community Solar Subscription
11/8/2019	RCSolar-Arvida LLC	160080	272.89	Community Solar Subscription
11/8/2019	Rodriguez Michele	160082	180.00	Design
11/8/2019	Romero Kathryn	160083	50.00	Partial Restitution T344377
11/8/2019	Romero Nathan	160084	100.00	Building Commission meetings thru 10/01/191/15
11/8/2019	Roybal Antoinette	160085	27.75	Refund Finance October 23, 2019
11/8/2019	Saucedo Juana	160086	50.00	Partial Restitution T326823
11/8/2019	Schenck Jodieann I	160087	100.00	Building Commission meetings thru 10/1/19
11/8/2019	Signature Offset LLC	160089	2,007.98	12 pg tabloid
11/8/2019	Small Johanna	160090	143.85	Expense Reimbursement
11/8/2019	Strae Advisory Services LLC	160093	3,437.50	Northglenn Civic Center
11/8/2019	Sturgeon Electric Company Inc	160094	2,800.00	Aries System/Traffic Signal Evaluation
11/8/2019	Transwest Trucks Inc	160096	50.74	#001P149634 - Part for Unit #170-13
11/8/2019	Walters Carolann S	160100	100.00	Building Commission meetings thru 10/1/19
11/8/2019	Warner Annette	160102	140.00	Fall 2019 CARA Volleyball Coach 2nd Payment
11/8/2019	Warren Laurie C	160103	1,125.00	Fused Glass Awards for 2019 BAB
11/8/2019	Wee Bee Costumes LLC	160105	1,250.00	WeeBee Costume Payment November 18, 2019
11/8/2019	West Direct Oil LLC	160106	1,993.07	#10287378 - High Temp Grease Unit #169-16 & Stock #1254 #1531
11/8/2019	Winebrenner Brent	160107	950.00	Travel Film Cuba: On The Edge Of Discovery Nov 20 2019

November 2019
Cash Disbursements

<u>Date</u>	<u>Vendor</u>	<u>Check Number</u>	<u>Amount</u>	<u>Description</u>
11/8/2019	Xcel Energy	160109	4,393.88	Electric/Gas Usage
11/8/2019	Young Electric Sign Company	160110	506.50	50th Anniversary Iron Pour
11/15/2019	CenturyLink QC	160113	415.32	Phones 3031119601
11/15/2019	CenturyLink QC	160113	35.71	Phones 3034571578
11/15/2019	CenturyLink QC	160113	1.02	Phones
11/15/2019	CPS Distributors Inc	160115	42.72	Heads
11/15/2019	CPS Distributors Inc	160115	71.80	Irrigation
11/15/2019	CPS Distributors Inc	160115	68.37	Irrigation
11/15/2019	CPS Distributors Inc	160115	62.30	Irrigation
11/15/2019	CPS Distributors Inc	160115	(408.17)	Duplicate payment
11/15/2019	CPS Distributors Inc	160115	2,327.50	Snowflakes
11/15/2019	Family Support Registry	160116	238.00	Employee withholding
11/15/2019	Family Support Registry	160116	838.62	Employee withholding
11/15/2019	J&P Park Acquisitions Inc	160117	834.06	Volunteer- seeds
11/15/2019	J&P Park Acquisitions Inc	160117	59.69	Volunteer- seeds
11/15/2019	Myers Nate	160118	400.00	Retiree Stipend
11/15/2019	Pennington Randy and Diann	160119	495.34	SW Loan
11/15/2019	Pinnacol Assurance	160120	(44.71)	Deductibles
11/15/2019	Pinnacol Assurance	160120	(14.56)	Deductibles
11/15/2019	Pinnacol Assurance	160120	(300.00)	Deductibles
11/15/2019	Pinnacol Assurance	160120	414.04	Deductibles
11/15/2019	Pinnacol Assurance	160120	851.20	Deductibles
11/15/2019	Pinnacol Assurance	160120	1,000.00	Deductibles
11/15/2019	Pinnacol Assurance	160120	383.44	Deductibles
11/15/2019	Rocky Mountain Reserve	160121	522.45	Flex Admin
11/15/2019	Street Decor	160122	52,595.00	Holiday pole lights
11/15/2019	United Site Services	160123	225.00	Rotary restroom
11/15/2019	United Site Services	160123	225.00	Danahy restroom
11/15/2019	United Site Services	160123	300.00	EB Rains restroom
11/15/2019	Vantagepoint Transfer Agent	160124	3,760.56	GEP 3rd Qtr
11/15/2019	Vantagepoint Transfer Agent	160124	2,864.55	PP 3rd Qtr
11/15/2019	Xcel Energy	160125	117.98	Electric/Gas Usage
11/15/2019	Xcel Energy	160125	13.94	Electric/Gas Usage
11/15/2019	Xcel Energy	160125	94.56	Electric/Gas Usage
11/15/2019	Xcel Energy	160125	58.64	Electric/Gas Usage
11/15/2019	Xcel Energy	160125	37,257.32	Electric/Gas Usage
11/15/2019	Xcel Energy	160125	163.53	Electric/Gas Usage
11/15/2019	Xcel Energy	160125	2,558.81	Electric/Gas Usage
11/15/2019	Xcel Energy	160125	13.26	Electric/Gas Usage
11/15/2019	Zoe Training & Consulting	160126	1,950.00	Sync 360-Communication Skills
11/22/2019	Absolute Graphics	160127	53.98	Embroidered Apparel. (TC)
11/22/2019	Absolute Graphics	160127	22.82	Preschool Staff Shirts
11/22/2019	Adams County Finance Dept	160128	4,126.00	Records Terminal for October 2019.
11/22/2019	Advance Stores Company Inc	160129	43.16	#2194-565923 - Part for Unit #702
11/22/2019	Advance Stores Company Inc	160129	91.00	#2194-566006 - Part for Unit #229-16
11/22/2019	Advance Stores Company Inc	160129	111.77	#2194-565916 - Part for Unit #311
11/22/2019	Advance Stores Company Inc	160129	246.94	#2194- 566987 - Batteries for Unit #714-15
11/22/2019	Amerigas Propane LP	160135	228.00	Propane
11/22/2019	Aqueous Solution Inc	160136	212.14	NRC Pool Chemicals
11/22/2019	Aqueous Solution Inc	160136	123.07	Kiwanis Pool Project
11/22/2019	Aranda Aurea	160137	50.00	Partial Restitution C211743
11/22/2019	Autozone Inc	160138	3.19	#0830977126 - Part for Unit #227-15
11/22/2019	Autozone Inc	160138	6.79	#0830985513 - Part for Unit #9999 Fire Truck
11/22/2019	Bailhache Amanda Lee	160140	4,777.00	Judge Bailhache Salary for November 2019
11/22/2019	Bendinelli Law firm	160141	10.00	Reimbursement-firm paid for photos-no photos associated w/case.
11/22/2019	Blakesley Julia	160143	50.00	Partial Restitution T336773
11/22/2019	Brannan Sand & Gravel Co	160144	134.10	Asphalt for street repairs
11/22/2019	Brannan Sand & Gravel Co	160144	135.08	Asphalt for street repair
11/22/2019	Brannan Sand & Gravel Co	160144	189.00	Asphalt for street repairs
11/22/2019	Brink's Incorporated	160145	91.51	Courier Services
11/22/2019	Brink's Incorporated	160145	212.28	Courier Services
11/22/2019	Brink's Incorporated	160145	91.50	Courier Services
11/22/2019	Bruckner Truck Sales	160147	207.04	#176952V - Part for Stock #23025708
11/22/2019	Buckeye Welding Supply Inc	160148	1,263.25	#03136850 - Welder
11/22/2019	Buckeye Welding Supply Inc	160148	1,263.25	#03136850 - Welder
11/22/2019	CDHS Background Investigation Unit	160149	410.00	Day Camp License Continuation Fee #72620
11/22/2019	Central Salt LLC	160150	2,094.58	Bulk de-icing salt
11/22/2019	Central Salt LLC	160150	2,020.03	Bulk de-icing salt
11/22/2019	Central Salt LLC	160150	1,991.47	Bulk de-icing salt

November 2019
Cash Disbursements

<u>Date</u>	<u>Vendor</u>	<u>Check Number</u>	<u>Amount</u>	<u>Description</u>
11/22/2019	Central Salt LLC	160150	2,094.58	Bulk de-icing salt
11/22/2019	Central Salt LLC	160150	1,985.92	Bulk de-icing salt
11/22/2019	Central Salt LLC	160150	1,998.61	Bulk de-icing salt
11/22/2019	Central Salt LLC	160150	2,018.44	Bulk de-icing salt
11/22/2019	CGRS Inc	160152	222.50	#7616-Automatic Tank Gauge Certification & Overfill Verification
11/22/2019	Choratch Alexandra K	160153	50.00	Partial Restitution T325721
11/22/2019	Cintas Corporation No 2	160154	71.95	#4034225074 - Mat Rental for M&O Building & Sign Shop
11/22/2019	Cintas Corporation No 2	160154	65.80	#4034797165 - Mat Rental for M&O Building & Sign Shop
11/22/2019	Cintas Corporation No 2	160154	17.10	#4034225074 - Shop Towel Rental for Fleet Services
11/22/2019	Cintas Corporation No 2	160154	17.10	#4034797165 - Shop Towel Rental for Fleet Services
11/22/2019	CIRSA	160155	528.38	Changes
11/22/2019	Colorado Occupational Medicine Physicians	160159	90.00	Physical/Drug Screen
11/22/2019	Colorado Occupational Medicine Physicians	160159	90.00	Physical/Drug Screen
11/22/2019	Colorado Occupational Medicine Physicians	160159	90.00	DOT Exam
11/22/2019	Colorado Outdoor Inc	160160	450.00	Programming fee for digital sign
11/22/2019	Cox Samantha Lynne	160162	50.00	Partial Restitution T332352
11/22/2019	CPS Distributors Inc	160163	813.22	Holiday lights
11/22/2019	CPS Distributors Inc	160163	323.64	Holiday lights cords
11/22/2019	CPS Distributors Inc	160163	435.72	Bulbs and spacers
11/22/2019	CPS Distributors Inc	160163	340.28	Bulbs
11/22/2019	CPS Distributors Inc	160163	231.44	Bulbs
11/22/2019	CPS Distributors Inc	160163	514.30	Bulbs
11/22/2019	CPS Distributors Inc	160163	8.58	Valve box extension
11/22/2019	CPS Distributors Inc	160163	1,000.00	Holiday lights
11/22/2019	CPS Distributors Inc	160163	308.59	Holiday lights
11/22/2019	Cromley Juliet Lane-Spradley	160164	30.00	Belly Dance Intro Class September 4 2019
11/22/2019	Cromley Juliet Lane-Spradley	160164	427.50	Belly Dance Instructor Sep 11 - Oct 30 2019
11/22/2019	Cruz Beatrix Cha Cha	160165	105.40	Fitness Zumba October 8 - 24, 2019
11/22/2019	Cruz Beatrix Cha Cha	160165	51.00	Fitness Zumba November 5 - 12, 2019
11/22/2019	Delta Dental Plan of Colo	160167	302.24	COBRA Dental Insurance
11/22/2019	Delta Dental Plan of Colo	160167	10,291.08	Ee Dental Insurance
11/22/2019	Dreamscape Tattoos	160171	310.00	Restitution C216283
11/22/2019	Envirotech Services Inc	160172	3,166.62	Ice Slicer RS CDOT Material #10200009
11/22/2019	Envirotech Services Inc	160172	2,936.63	Ice Slicer RS CDOT Material #10200009
11/22/2019	Envirotech Services Inc	160172	3,159.68	Ice Slicer RS CDOT Material #10200009
11/22/2019	Envirotech Services Inc	160172	3,315.70	Ice Slicer RS CDOT Material #10200009
11/22/2019	Envirotech Services Inc	160172	3,157.37	Ice Slicer RS CDOT Material #10200009
11/22/2019	Envirotech Services Inc	160172	3,159.68	Ice Slicer RS CDOT Material #10200009
11/22/2019	Envirotech Services Inc	160172	2,943.57	Ice Slicer RS CDOT Material #10200009
11/22/2019	Envirotech Services Inc	160172	3,238.27	Ice Slicer RS CDOT Material #10200009
11/22/2019	Envirotech Services Inc	160172	3,160.84	Ice Slicer RS CDOT Material #10200009
11/22/2019	Envirotech Services Inc	160172	3,151.59	Ice Slicer RS CDOT Material #10200009
11/22/2019	Envirotech Services Inc	160172	3,104.21	Ice Slicer RS CDOT Material #10200009
11/22/2019	Factory Motor Parts Co	160174	73.80	#24-1913638 - Parts for Stock #330 & #1316
11/22/2019	Factory Motor Parts Co	160174	(12.25)	#39-354218 - Battery Core Credit
11/22/2019	Galls Parent Holdings LLC	160178	445.50	Officer Dolan vest - Dept. Share
11/22/2019	Galls Parent Holdings LLC	160178	445.50	Officer Dolan vest - BVP Reimbursement
11/22/2019	Goodnature Jessica	160181	60.00	Fitness Yoga Nidra October 22, 2019
11/22/2019	Herronen Jeff	160182	58.55	Transportation for training
11/22/2019	Hoffman Parker Wilson & Carberry PC	160183	21,291.97	Attorney fees month ending Oct. 19 shared with water fund
11/22/2019	IHOP	160184	27.96	Restitution C215875
11/22/2019	Inland Truck Parts Company	160185	221.49	#IN-464726 - Part for Stock #70607 & 80142
11/22/2019	Insit LLC	160186	2,500.00	Contract #2019-041B Addendum #2 to Personal Service Agreement I
11/22/2019	Integral Recoveries Inc	160187	2,815.92	Collections Payment for October 2019
11/22/2019	Johnson Candy	160189	1,031.25	Compensation Consulting services
11/22/2019	Kone Inc	160191	440.03	#959389022 Monthly Elevator Service for City Hall & NRC
11/22/2019	L L Johnson Distributing Company	160192	12.10	#1814604.01 - Part for Unit #512-12
11/22/2019	Language Line Services Inc	160193	6.60	Invoice 4679459
11/22/2019	Law Office of Kevin C Flesch LLC	160194	835.00	Invoice 52429 Ct Appt Atty
11/22/2019	Law Office of Kevin C Flesch LLC	160194	835.00	Invoice 53010 Ct Appt Atty
11/22/2019	Lopez-Carrero Irene	160195	200.00	Partial Restitution T336362
11/22/2019	M 7 Business Systems LLC	160196	308.07	Advisement of Rights Forms inv 091374
11/22/2019	Maestas Valene	160197	140.00	2019 Fall CARA Volleyball Coach 2nd Payment
11/22/2019	Martinez Alexis	160198	246.47	Restitution CR-2019-273
11/22/2019	McCandless Truck Center LLC	160199	672.41	#S104007340:01 - Repair On Unit #123
11/22/2019	Moreno Eduardo	160200	50.00	Partial Restitution T334414
11/22/2019	Mountain States Lighting LLC	160201	4,200.00	40 Power adaptors
11/22/2019	Mountain States Lighting LLC	160201	114.15	40 Power adaptors freight
11/22/2019	Murphy Mary	160204	205.80	Chair Massage October 23 - 30, 2019

**November 2019
Cash Disbursements**

<u>Date</u>	<u>Vendor</u>	<u>Check Number</u>	<u>Amount</u>	<u>Description</u>
11/22/2019	Murphy Mary	160204	227.20	Chair Massage November 6 - 13, 2019
11/22/2019	Murray Dahl Kuchenmeister & Renaud	160205	3,300.00	October lobbying services
11/22/2019	North Suburban Medical Center	160206	100.00	PatientNo.45003819999
11/22/2019	O'meara Ford Center Inc	160207	130.00	#FOCS734290 - Repair on Unit #232-14
11/22/2019	O'meara Ford Center Inc	160207	363.10	#FOCS734746 - Repair on Unit #232-14
11/22/2019	O'meara Ford Center Inc	160207	30.50	#107403 - Part for Unit #225-16
11/22/2019	O'meara Ford Center Inc	160207	47.70	#106698 - Part for Unit #229-15
11/22/2019	O'meara Ford Center Inc	160207	66.21	#107141 - Part for Unit #232-14
11/22/2019	O'meara Ford Center Inc	160207	47.70	#106706 - Part for Unit #232-14
11/22/2019	O'Reilly Automotive Stores Inc	160208	18.99	#2816-371408 - Part for Unit #129-11
11/22/2019	O.J. Watson Company Inc	160209	49,999.00	Remove Existing Dump Body On Unit #148-06 - Furnish And Install
11/22/2019	Olivas Bianca	160210	50.00	Partial Restitution TE008779
11/22/2019	Output Services Inc	160212	2,000.00	Tax Booklet Postage
11/22/2019	Output Services Inc	160213	23.08	UB Printing 2019
11/22/2019	Pace Victoria	160214	1,500.00	NYT Instructor Payment for November 24, 2019
11/22/2019	Potestio Brothers Equipment Co	160217	487.63	#95386P - Part for Stock #502
11/22/2019	Pros Plus LLC	160218	213.50	Softball Umpires October 16 - 31, 2019
11/22/2019	Quality-Water Biosystems Inc	160220	250.00	Pond quality
11/22/2019	Raymor Evan	160221	307.50	Reimbursement for tow & storage; CR#18-7855.
11/22/2019	S & B Confluence-Co LLC	160223	3,995.00	Nov 2019 Custodial Services for Justice Center.
11/22/2019	Sandoval David	160224	50.00	Partial Restitution T330632
11/22/2019	ShowTek Events 2.0 Inc	160225	3,675.00	A/V production for 2019 Business Appreciation Breakfast
11/22/2019	Siteimprove Inc	160226	5,888.00	Premium website support
11/22/2019	Stanton Solution LLC The	160228	2,531.25	Presentation
11/22/2019	Stanton Solution LLC The	160228	9,906.25	Ramada analysis phase 1
11/22/2019	Sunbelt Rentals Inc	160229	1,302.70	Lights at Safe Street
11/22/2019	Trujillo Renee	160230	50.00	Partial Restitution T327447
11/22/2019	United Site Services	160232	275.00	Eb Rains Restrooms
11/22/2019	United Site Services	160232	1,810.00	NWOS Restrooms
11/22/2019	United Site Services	160232	1,590.00	Portable Toilets for Cross Country Meets
11/22/2019	US Bank NA	160233	11,487.71	#869364174943 - Fuel Purchased By City Vehicle Through 10-23-19
11/22/2019	Verizon Connect NWF Inc	160234	138.02	Oct GPS fee for code vehicles (pro-rated)
11/22/2019	Verizon Connect NWF Inc	160234	56.85	Oct GPS fee for sweepers & graffiti truck
11/22/2019	Vonage Business Inc	160235	672.54	Nov Telephone & voicemail service-NRC
11/22/2019	Vonage Business Inc	160235	1,101.11	Nov Telephone & voicemail service-M&O
11/22/2019	Vonage Business Inc	160235	350.54	Nov Telephone & voicemail service-WTP
11/22/2019	Vonage Business Inc	160235	4,194.35	Nov Telephone & voicemail service-CH&WWTP
11/22/2019	Watts Gabriela	160237	180.00	Spanish interpreter X 2 10/24/19
11/22/2019	Xcel Energy	160240	1,589.39	Electric/Gas Usage
11/22/2019	Xcel Energy	160240	203.85	Electric/Gas Usage
11/22/2019	Xcel Energy	160240	154.24	Electric/Gas Usage
11/22/2019	Xcel Energy	160240	4,053.33	Electric/Gas Usage
11/22/2019	Xcel Energy	160240	5,813.72	Electric/Gas Usage
11/22/2019	ZW USA Inc	160241	653.35	5 Dog bag stations
11/27/2019	CIRSA	160244	18,186.52	Claims
11/27/2019	Cordova Terry	160246	400.00	Retiree Stipend
11/27/2019	Family Support Registry	160247	838.62	Employee withholding
11/27/2019	Kaiser Permanente	160248	316.16	Retiree Health Insurance
11/27/2019	Kaiser Permanente	160248	2,529.24	COBRA Health Insurance
11/27/2019	Kaiser Permanente	160248	192,457.10	Ee Health Insurance
11/27/2019	LegalShield	160249	382.75	Ee Legal
11/27/2019	NPD Benevolence Fund	160250	206.00	PD Flower Fund
11/27/2019	The Lincoln National Life Ins Co	160251	5,182.10	Life and LTD Insurance
11/27/2019	The Lincoln National Life Ins Co	160251	2,090.58	Additional Life Insurance

Conservation Trust Fund

11/8/2019	Keene Concrete Inc	160059	44,972.00	2019 GreenwayTrail Program
11/22/2019	DHM Design Corporation	160168	352.50	ADCO grant- splash pad
11/22/2019	DHM Design Corporation	160168	1,730.11	NWOS Sept 2019

Capital Projects Fund

11/8/2019	CRW Inc	160033	2,515.05	City Hall Roof Replacement Project
11/8/2019	CRW Inc	160033	8,730.00	Change order #1 Upgrade from 3/4" CDX plywood to 3/4" non-combus
11/8/2019	CTL Thompson Inc	160034	1,673.00	112th & York Project
11/8/2019	IMS Infrastructure Management Services LLC	160054	4,847.50	2019 PCI Contract Addendum #1
11/8/2019	KECI Colorado Inc	160058	189,504.01	School Zone Improvements for Stukey and Global Village
11/8/2019	KECI Colorado Inc	160058	14,488.93	School Zone Improvements C.O.2

November 2019
Cash Disbursements

<u>Date</u>	<u>Vendor</u>	<u>Check Number</u>	<u>Amount</u>	<u>Description</u>
11/8/2019	Keene Concrete Inc	160059	4,420.00	Concrete work for park washpad
11/8/2019	Keene Concrete Inc	160059	18,700.00	Concrete work for dugouts
11/8/2019	Keene Concrete Inc	160059	3,949.00	Change Order #1 DeliverAssemble & install dugouts
11/8/2019	McFarland Kristin	160063	1,275.00	Event planning for NGCC groundbreaking
11/8/2019	Stanley Consultants	160092	750.00	Services from 09/01/19 through 10/05/19
11/8/2019	Sunbelt Rentals Inc	160095	641.30	Tent heater for groundbreaking
11/22/2019	City of Westminster	160156	383,839.00	120th Ave.Fence Rail IGA
11/22/2019	CTL Thompson Inc	160166	699.00	NGCC Compaction Testing - Fill/Backfill
11/22/2019	CTL Thompson Inc	160166	213.00	NGCC Compaction Testing - Fill/Backfill
11/22/2019	Stanley Consultants	160227	2,013.56	Services from Sept. 8 to Oct. 12, 2019
Water Fund				
11/1/2019	CenturyLink QC	159979	31.84	Phones 3032520397
11/1/2019	Colorado Dept of Revenue	159982	22.50	Employee Withholding
11/1/2019	Continental American Insurance Company	159984	427.90	Ee Additional Insurance
11/1/2019	The Lincoln National Life Ins Co	159997	1,293.25	Life and LTD Insurance
11/1/2019	The Lincoln National Life Ins Co	159997	354.72	Additional Life Insurance
11/8/2019	Browns Hill Engineering & Controls Inc	160016	1,471.60	iFIX Issues & HMI for Booster Station.
11/8/2019	CenturyLink QC	160022	40.76	Phones....3039209057
11/8/2019	CenturyLink QC	160022	123.78	Phones....3034511289
11/8/2019	Chamco Construction Inc	160023	2,000.00	Construction Water Meter Deposit Refund
11/8/2019	Chemtrade Chemicals Corporation	160024	4,658.00	RVD: 10/2/19 Aluminum Sulfate 11.73 @ \$397.
11/8/2019	City of Northglenn	160026	1,000.00	Water Rebate
11/8/2019	City of Northglenn	160026	100.00	Water Rebate
11/8/2019	City of Northglenn	160026	75.00	Water Rebate
11/8/2019	City of Northglenn	160026	75.00	Water Rebate
11/8/2019	City of Northglenn	160026	75.00	Water Rebate
11/8/2019	City of Northglenn	160026	75.00	Water Rebate
11/8/2019	City of Northglenn	160026	818.75	Water Rebate
11/8/2019	City of Northglenn	160026	75.00	Water Rebate
11/8/2019	City of Northglenn	160026	100.00	Water Rebate
11/8/2019	City of Northglenn	160026	75.00	Water Rebate
11/8/2019	City of Northglenn	160026	75.00	Water Rebate
11/8/2019	City of Northglenn	160026	100.00	Water Rebate
11/8/2019	City of Northglenn	160026	100.00	Water Rebate
11/8/2019	City of Northglenn	160026	100.00	Water Rebate
11/8/2019	City of Northglenn	160026	75.00	Water Rebate
11/8/2019	City of Northglenn	160026	75.00	Water Rebate
11/8/2019	City of Northglenn	160026	1,000.00	Water Rebate
11/8/2019	City of Northglenn	160026	100.00	Water Rebate
11/8/2019	City of Northglenn	160026	75.00	Water Rebate
11/8/2019	City of Northglenn	160026	88.00	Water Rebate
11/8/2019	City of Northglenn	160026	75.00	Water Rebate
11/8/2019	City of Northglenn	160026	150.00	Water Rebate
11/8/2019	City of Northglenn	160026	150.00	Water Rebate
11/8/2019	City of Northglenn	160026	100.00	Water Rebate
11/8/2019	City of Northglenn	160026	75.00	Water Rebate
11/8/2019	Colorado Occupational Medicine Physicians	160029	90.00	Physical Drug Screens
11/8/2019	DITTBERNER MARIAN	160037	59.23	Refund Check
11/8/2019	General Air Service & Supply Co	160045	625.39	Cylinder Purchases
11/8/2019	GOODRUM LYNN	160047	228.73	Refund Check
11/8/2019	Harcros Chemicals Co	160051	6,380.38	RVD: 10/21/19 Sodium Permanagante 526 gal @ \$12.13 per gal.
11/8/2019	HRS Water Consultants Inc	160052	3,602.00	Services from 09/1/19 to 09/30/19 - Denver Basin Well Feasibilit
11/8/2019	HRS Water Consultants Inc	160052	9,616.50	Services from 09/01/19 to 09/30/19 - ASR Feasibility Study
11/8/2019	Keesen Landscape Management Inc	160060	1,590.00	Water Treatment Facility - Mowing.
11/8/2019	Output Services Inc	160073	4,000.00	UB Postage 2019
11/8/2019	RCSolar-Arvada LLC	160080	4,957.79	Community Solar Subscription
11/8/2019	SEGURA GARY	160088	55.00	Refund Check
11/8/2019	SMITH MONICA	160091	15.00	Refund Check
11/8/2019	VWR Funding Inc	160099	118.47	NitrI Gloves Item#32886-890.
11/8/2019	VWR Funding Inc	160099	50.53	BDH Buffer Item#BDH5076-4L.
11/8/2019	VWR Funding Inc	160099	1,081.02	LBOD Probe Item#89174-018.
11/8/2019	Walthall Stephanie	160101	84.78	Refund Check
11/8/2019	Waterhouse Inc	160104	2,000.00	Construction Water Meter Deposit Refund
11/15/2019	CenturyLink QC	160113	749.70	Phones 3031119601
11/15/2019	CenturyLink QC	160113	31.84	Phones 3032520397
11/15/2019	Colorado Dept of Revenue	160114	22.50	Employee Withholding
11/15/2019	Vantagepoint Transfer Agent	160124	2,507.05	GEP 3rd Qtr
11/22/2019	Absolute Graphics	160127	250.26	Embroidered Apparel. New Employee (JM)
11/22/2019	Absolute Graphics	160127	194.48	Embroidered Apparel. New Employee (AD)

**November 2019
Cash Disbursements**

<u>Date</u>	<u>Vendor</u>	<u>Check Number</u>	<u>Amount</u>	<u>Description</u>
11/22/2019	Absolute Graphics	160127	104.40	Screen Print Apparel. New Employee (JM)
11/22/2019	Albert Frei and Sons Inc	160131	598.26	#359097- Road Base- Backfill for C&L Valve Replaced On Melody Dr
11/22/2019	Albert Frei and Sons Inc	160131	1,160.76	#358902- Road Base- Backfill for C&L Valve Replaced On Melody Dr
11/22/2019	Allcable Allwire Inc	160132	220.00	Security Camera Installation - CAT6 Item# 66646-A.
11/22/2019	Allcable Allwire Inc	160132	500.00	Security Camera Installation - CAT6 Item# 66635-A.
11/22/2019	Alpine Demolition Inc	160133	2,000.00	Construction Water Meter Deposit Refund
11/22/2019	American West Construction LLC	160134	36,310.00	Bull Reservoir Fill Operation
11/22/2019	Badger Meter inc	160139	8,424.80	#S1121923 Water Meter
11/22/2019	Brink's Incorporated	160145	318.43	Courier Services
11/22/2019	Browns Hill Engineering & Controls Inc	160146	186.55	IO Address issues with Clarifier.
11/22/2019	Browns Hill Engineering & Controls Inc	160146	1,969.00	Ubiquiti Installation.
11/22/2019	Buckeye Welding Supply Inc	160148	1,263.25	#03136850 - Welder
11/22/2019	CenturyLink QC	160151	249.97	Phones 3034522257
11/22/2019	CGRS Inc	160152	222.50	#7616-Automatic Tank Gauge Certification & Overfill Verification
11/22/2019	Colorado Dept of Public Health	160158	275.00	Oct. 2019 Organic Chemistry Testing. FK01_20857
11/22/2019	Colorado Occupational Medicine Physicians	160159	294.00	Drug Screens/DOT Exam
11/22/2019	Core & Main LP	160161	49.72	#L491125 - Clip for Water Repair
11/22/2019	Delta Dental Plan of Colo	160167	1,843.55	Ee Dental Insurance
11/22/2019	DITTBERNER MARIAN	160169	59.23	Refund Check
11/22/2019	Division of Water Resources	160170	880.00	07/1/19 to 06/30/2020 Svcs Fees to the CO SMS/Bethoud Pass Ditch
11/22/2019	Farmers Reservoir & Irrigation	160175	7,970.40	October 2019 Billing
11/22/2019	Fischer Brown & Gunn PC	160176	286.20	18CW3159 - Croke Reservoir - Svcs thru 09/30/19
11/22/2019	Fischer Brown & Gunn PC	160176	61.20	17CW3210 - City of Arvada - Svcs thru 09/30/19
11/22/2019	Fischer Brown & Gunn PC	160176	778.50	18CW3007 - FRICO Standley Change - Svcs thru 09/30/19
11/22/2019	Fischer Brown & Gunn PC	160176	2,441.10	General - Svcs thru 09/30/19
11/22/2019	Fischer Brown & Gunn PC	160176	153.00	18CW3090 - City of Westminster - Svcs thru 09/30/19
11/22/2019	General Air Service & Supply Co	160180	89.12	Cylinder Rentals
11/22/2019	Hoffman Parker Wilson & Carberry PC	160183	251.60	Attorney fees month ending Oct. 19 shared with general fund
11/22/2019	J & T Consulting Inc	160188	1,990.00	Consultant for Terminal Reservoir Phase II of Fill Lines
11/22/2019	Municipal Treatment Equipment Inc	160203	3,741.10	KTork Valves Item # KT30 DAHTNEPO.
11/22/2019	Municipal Treatment Equipment Inc	160203	289.00	KTork Valve Seal Kit.
11/22/2019	OPENDOOR PROPERTY J LLC	160211	47.64	Refund Check
11/22/2019	Output Services Inc	160212	2,000.00	Tax Booklet Postage
11/22/2019	Output Services Inc	160213	916.49	UB Printing 2019
11/22/2019	Piper Communication Services Inc	160216	110.00	Fiber Termination for Security Camera Install Project.
11/22/2019	Rocky Mountain Wildlife Services Inc	160222	750.00	Monthly Maint. Fee for Oct. 2019
11/22/2019	TZA Water Engineers Inc	160231	16,153.02	Services through 08/25/19 to 09/28/19
11/22/2019	TZA Water Engineers Inc	160231	2,964.00	Services thru 09/29/19 to 10/26/19
11/22/2019	Verizon Connect NWF Inc	160234	37.90	Oct GPS fee for utility trucks
11/22/2019	Vonage Business Inc	160235	224.18	Nov Telephone & voicemail service-NRC
11/22/2019	Vonage Business Inc	160235	367.04	Nov Telephone & voicemail service-M&O
11/22/2019	Vonage Business Inc	160235	116.85	Nov Telephone & voicemail service-WTP
11/22/2019	Vonage Business Inc	160235	1,398.12	Nov Telephone & voicemail service-CH&WWTP
11/22/2019	VWR Funding Inc	160236	61.98	DIONEX Autosampler Polyvials. Item# MSPP-038008.
11/22/2019	VWR Funding Inc	160236	42.00	AMB PHEN P/PV 16 oz Item 10861-784.
11/22/2019	VWR Funding Inc	160236	49.20	AMB PHEN p/PV 32 oz. #10861-786
11/22/2019	Xcel Energy	160240	14,339.31	Electric/Gas Usage
11/22/2019	Xcel Energy	160240	323.37	Electric/Gas Usage
11/27/2019	Colorado Dept of Revenue	160245	22.50	Employee Withholding
11/27/2019	Kaiser Permanente	160248	37,243.28	Ee Health Insurance
11/27/2019	Kaiser Permanente	160248	316.15	Retiree Health Insurance
11/27/2019	The Lincoln National Life Ins Co	160251	1,282.63	Life and LTD Insurance
11/27/2019	The Lincoln National Life Ins Co	160251	354.37	Additional Life Insurance

Wastewater Fund

11/1/2019	Colorado Dept of Revenue	159982	22.50	Employee Withholding
11/1/2019	Continental American Insurance Company	159984	240.60	Ee Additional Insurance
11/1/2019	The Lincoln National Life Ins Co	159997	504.85	Life and LTD Insurance
11/1/2019	The Lincoln National Life Ins Co	159997	142.79	Additional Life Insurance
11/1/2019	Xcel Energy	159999	795.57	Gas Usage
11/8/2019	Colorado Analytical Lab	160027	98.40	BOD5 & BDC Discharge.
11/8/2019	Colorado Analytical Lab	160027	98.40	BOD5 & BDC Discharge.
11/8/2019	Colorado Analytical Lab	160027	98.40	BOD5 & BDC Discharge.
11/8/2019	Core & Main LP	160032	2,105.28	#L278879 - Sewer Parts ARV For Fox Run Lift Station
11/8/2019	GEI Consultants Inc	160044	5,318.00	Quarterly Chronic Waste Effluent Toxicity (WET) Testing.
11/8/2019	Graybar Electric Company Inc	160049	173.82	Conduit for VFDs @ WWTP.
11/8/2019	Pinnacol Assurance	160077	(48.21)	Deductibles
11/8/2019	RCSolar-Arvada LLC	160080	1,237.95	Community Solar Subscription

**November 2019
Cash Disbursements**

<u>Date</u>	<u>Vendor</u>	<u>Check Number</u>	<u>Amount</u>	<u>Description</u>
11/8/2019	UNCC	160097	573.68	#219100779 - RTL Transmissions Through 10-31-19
11/8/2019	Xcel Energy	160109	59.54	Gas Usage
11/15/2019	Colorado Dept of Revenue	160114	22.50	Employee Withholding
11/22/2019	Alan Plummer and Associates Inc	160130	7,368.75	Professional Services through Oct. 28, 2019
11/22/2019	Browns Hill Engineering & Controls Inc	160146	(886.60)	Duplicate pay
11/22/2019	Colorado Analytical Lab	160157	42.40	BDC Discharge.
11/22/2019	Core & Main LP	160161	95.40	Lift Station B Pump Install - Forged Steel Item 2406FBF.
11/22/2019	Delta Dental Plan of Colo	160167	921.78	Ee Dental Insurance
11/22/2019	Evoqua Water Technologies LLC	160173	16,097.09	RVD: 10/23/19 Bioxide +71 3776 gal @ \$4.263 per gal.
11/22/2019	Evoqua Water Technologies LLC	160173	1,087.07	RVD: 10/28/19 Bioxide +71 255 gal @ \$4.263 per gal.
11/22/2019	GEI Consultants Inc	160179	2,659.00	Quarterly Chronic Waste Effluent Toxicity (WET) Testing.
11/22/2019	Keesen Landscape Management Inc	160190	5,040.00	Wastewater Treatment Facility - Mowing.
11/22/2019	Mountain View Water Users	160202	63.00	Water Usage 21,000 gallons
11/22/2019	Perez David Jimenez	160215	100.00	Expense Reimbursement
11/22/2019	Perez David Jimenez	160215	50.00	Expense Reimbursement
11/22/2019	Providence Infrastructure Consultants Inc	160219	66,570.34	Billing month ending Oct. 25 2019
11/22/2019	Xcel Energy	160240	4,702.60	Electric/Gas Usage
11/27/2019	Colorado Dept of Revenue	160245	22.50	Employee Withholding
11/27/2019	Kaiser Permanente	160248	17,989.36	Ee Health Insurance
11/27/2019	The Lincoln National Life Ins Co	160251	535.07	Life and LTD Insurance
11/27/2019	The Lincoln National Life Ins Co	160251	142.46	Additional Life Insurance
11/27/2019	Xcel Energy	160252	1,363.61	Gas Usage

Stormwater Fund

11/1/2019	The Lincoln National Life Ins Co	159997	37.68	Life and LTD Insurance
11/22/2019	Delta Dental Plan of Colo	160167	154.78	Ee Dental Insurance
11/22/2019	J & T Consulting Inc	160188	7,225.00	2019 Small Drainage Repair Areas CIP Planning
11/22/2019	J & T Consulting Inc	160188	19,905.00	2019 Small Drainage Repair Areas CIP Planning
11/27/2019	Kaiser Permanente	160248	471.08	Ee Health Insurance
11/27/2019	The Lincoln National Life Ins Co	160251	37.68	Life and LTD Insurance

Sanitation Fund

11/1/2019	Continental American Insurance Company	159984	1.86	Ee Additional Insurance
11/1/2019	The Lincoln National Life Ins Co	159997	300.54	Life and LTD Insurance
11/1/2019	The Lincoln National Life Ins Co	159997	298.76	Additional Life Insurance
11/8/2019	BFI Waste Systems of North America	160012	8,486.62	Oct 1-15 landfill fee for residential trash disposal
11/8/2019	Custom Environmental Services Inc	160035	1,545.63	Encampment clean up 10655 Washington St
11/8/2019	Rhinehart Oil Co Inc	160081	621.11	Diesel exhaust fluid
11/8/2019	Vermeer Sales & Service of Colorado Inc	160098	3,800.00	Tub grinder rental
11/8/2019	WM Recycle America LLC	160108	8,709.63	Sept \$61.88/ton fee for residential recycling
11/22/2019	BFI Waste Systems of North America	160142	9,239.90	Oct 16-31 2019 landfill fee for residential trash disposal
11/22/2019	Buckeye Welding Supply Inc	160148	1,263.25	#03136850 - Welder
11/22/2019	Buckeye Welding Supply Inc	160148	107.14	#03133238 - Welding Supplies
11/22/2019	Colorado Occupational Medicine Physicians	160159	116.00	Drug Screens
11/22/2019	Delta Dental Plan of Colo	160167	658.41	Ee Dental Insurance
11/22/2019	Front Range Landfill	160177	120.05	Oct 16-31 back up landfill fees
11/22/2019	Verizon Connect NWF Inc	160234	132.65	Oct GPS fee for trash trucks
11/22/2019	Western Trading Co	160238	143.99	Workboots for C. Mason
11/22/2019	Whitesides Boots & Clothing	160239	109.99	Workboots for M. Stevens
11/22/2019	Xcel Energy	160240	207.70	Electric/Gas Usage
11/27/2019	Kaiser Permanente	160248	13,481.79	Ee Health Insurance
11/27/2019	The Lincoln National Life Ins Co	160251	301.81	Life and LTD Insurance
11/27/2019	The Lincoln National Life Ins Co	160251	298.79	Additional Life Insurance

Grand Total \$ 1,978,272.49

CITY OF NORTHGLENN
MAYOR / CITY COUNCIL
2019 OPERATING EXPENDITURES

DATE	TYPE	VENDOR	TOTAL	COUNCILPERSON										Comment	
				Council Wide	Mayor Dodge	Sauers	Leighty	Downing	Brown B	Whitman	Mullica	Mayor Esquibel	Willford		Rodriguez
General Fund 10															
61100 Professional Services															
02/07/19	Check	Murray Dahl Kuchenmeister & Renaud	3,300.00	3,300.00											Lobbying Services
02/12/19	Check	Hoffmann, Parker, Wilson, & Carberry	14,539.57	14,539.57											City Attorney Fee for January 2019
02/12/19	Check	Hoffmann, Parker, Wilson, & Carberry	3,000.00	3,000.00											Prosecuting Attorney for January 2019
02/19/19	Check	Matthew Sura	1,792.50	1,792.50											Special Attorney Fee
03/08/19	Check	Murray Dahl Kuchenmeister & Renaud	3,300.00	3,300.00											Lobbying Services
03/11/19	Check	Hoffmann, Parker, Wilson, & Carberry	17,174.55	17,174.55											City Attorney Fee for February 2019
03/11/19	Check	Hoffmann, Parker, Wilson, & Carberry	3,000.00	3,000.00											Prosecuting Attorney for February 2019
04/09/19	Check	Murray Dahl Kuchenmeister & Renaud	3,300.00	3,300.00											Lobbying Services
04/09/19	Check	Hoffmann, Parker, Wilson, & Carberry	18,069.65	18,069.65											City Attorney Fee for March 2019
04/09/19	Check	Hoffmann, Parker, Wilson, & Carberry	3,000.00	3,000.00											Prosecuting Attorney for March 2019
04/17/19	Check	Peak Facilitation Group Inc	1,900.00	1,900.00											Work Session facilitator
04/23/19	Check	Jo M Mattoon	3,000.00	3,000.00											Council employee facilitator
04/29/19	Check	Scotty P Krob	838.50	838.50											Special Counsel for legal services
05/06/19	Check	Murray Dahl Kuchenmeister & Renaud	3,300.00	3,300.00											Lobbying Services
05/10/19	Check	Hoffmann, Parker, Wilson, & Carberry	25,681.89	25,681.89											City Attorney Fee for April 2019
05/10/19	Check	Hoffmann, Parker, Wilson, & Carberry	3,000.00	3,000.00											Prosecuting Attorney for April 2019
05/16/19	Check	Widner Juran LLP	9,886.88	9,886.88											Special Counsel for legal services
06/07/19	Check	Matthew M Sura	4,785.00	4,785.00											Special Counsel for legal services
06/11/19	Check	Murray Dahl Kuchenmeister & Renaud	3,300.00	3,300.00											Lobbying Services
06/11/19	Check	Widner Juran LLP	12,564.96	12,564.96											Special Counsel for legal services
06/17/19	Check	Hoffmann, Parker, Wilson, & Carberry	13,019.10	13,019.10											City Attorney Fee for May 2019
06/17/19	Check	Hoffmann, Parker, Wilson, & Carberry	3,000.00	3,000.00											Prosecuting Attorney for May 2019
06/25/19	Check	Scotty P Krob	2,515.50	2,515.50											Special Counsel for legal services
06/27/19	Check	Peak Facilitation Group Inc	1,080.00	1,080.00											Work Session facilitator
07/09/19	Check	Hoffmann, Parker, Wilson, & Carberry	14,083.50	14,083.50											City Attorney Fee for June 2019
07/09/19	Check	Hoffmann, Parker, Wilson, & Carberry	3,000.00	3,000.00											Prosecuting Attorney for June 2019
07/12/19	Check	Murray Dahl Kuchenmeister & Renaud	3,300.00	3,300.00											Lobbying Services
07/19/19	Check	HR Advantage Group	3,012.55	3,012.55											Performance Management for council employees
07/22/19	Check	Scotty P Krob	58.50	58.50											Special Counsel for legal services
08/08/19	Check	Murray Dahl Kuchenmeister & Renaud	3,300.00	3,300.00											Lobbying Services
08/08/19	Check	Hoffmann, Parker, Wilson, & Carberry	16,407.84	16,407.84											City Attorney Fee for July 2019
08/08/19	Check	Hoffmann, Parker, Wilson, & Carberry	3,000.00	3,000.00											Prosecuting Attorney for July 2019
08/19/19	Check	Peak Facilitation Group Inc	1,782.00	1,782.00											Work Session facilitator
09/10/19	Check	Hoffmann, Parker, Wilson, & Carberry	19,987.02	19,987.02											City Attorney Fee for August 2019
09/10/19	Check	Hoffmann, Parker, Wilson, & Carberry	3,000.00	3,000.00											Prosecuting Attorney for August 2019
09/11/19	Check	Peak Facilitation Group Inc	2,040.00	2,040.00											Work Session facilitator
09/27/19	Check	Bowditch & Cassell Public Affairs	3,000.00	3,000.00											Lobbying Services
10/08/19	Check	Murray Dahl Kuchenmeister & Renaud	3,300.00	3,300.00											Lobbying Services
10/08/19	Check	Murray Dahl Kuchenmeister & Renaud	3,300.00	3,300.00											Lobbying Services
10/09/19	Check	Hoffmann, Parker, Wilson, & Carberry	21,302.34	21,302.34											City Attorney Fee for September 2019
10/09/19	Check	Hoffmann, Parker, Wilson, & Carberry	3,000.00	3,000.00											Prosecuting Attorney for September 2019
10/22/19	Check	Kaplan Kirsch & Rockwell	480.00	480.00											Water / Wastewater Attorney
10/28/19	Check	Bowditch & Cassell Public Affairs	3,000.00	3,000.00											Lobbying Services
11/07/19	Check	Murray Dahl Kuchenmeister & Renaud	3,300.00	3,300.00											Lobbying Services
11/12/19	Check	Hoffmann, Parker, Wilson, & Carberry	18,291.97	18,291.97											City Attorney Fee for October 2019
11/12/19	Check	Hoffmann, Parker, Wilson, & Carberry	3,000.00	3,000.00											Prosecuting Attorney for October 2019
11/19/19	Check	Katie Warnke	575.00	575.00											Professional Services
11/27/19	Check	Bowditch & Cassell Public Affairs	3,000.00	3,000.00											Lobbying Services
		Total Professional Services													
		Actual	296,868.82	296,868.82	-	-	-	-	-	-	-	-	-	-	
		Budget	283,000.00	283,000.00	-	-	-	-	-	-	-	-	-	-	
		Variance	(13,868.82)	(13,868.82)	-	-	-	-	-	-	-	-	-	-	
61500 Communication Services															
02/28/19	Pcard	Scudder Press	624.79								312.40	312.39			Ward 4 community meeting post cards
02/28/19	Pcard	Scudder Press	625.15		625.15										Mingle with Mayor post cards
04/30/19	Pcard	Scudder Press	1,365.62					334.17	334.16	348.65	348.64				Ward 2 and Ward 3 community meeting post cards
06/30/19	Pcard	Scudder Press	625.33	625.33											Ward 4 Council Vacancy post cards
08/31/19	Pcard	Scudder Press	616.51									308.25	308.26		Ward 4 Neighborhood meeting post cards
08/31/19	Pcard	Div of Central Services	1,162.99	1,162.99											Ward 4 Council Vacancy postage
09/30/19	Pcard	Scudder Press	659.62					329.81	329.81						Ward 2 community meeting post cards
09/30/19	Pcard	Scudder Press	1,331.33							353.09	353.09	312.58	312.57		Ward 3 and Ward 4 community meeting post cards
		Total Communication Services													
		Actual	7,011.34	1,788.32	625.15	-	-	663.98	663.97	701.74	701.73	312.40	933.22	620.83	
		Budget	20,100.00	20,100.00	-	-	-	-	-	-	-	-	-	-	
		Variance	13,088.66	18,311.68	(625.15)	-	-	(663.98)	(663.97)	(701.74)	(701.73)	(312.40)	(933.22)	(620.83)	
61600 Training/Registration															
01/31/19	Pcard	Southwest	204.96									204.96			Women's Conference in New York
01/31/19	Pcard	Colorado Municipal League	110.00												CML Legislative Workshop
01/31/19	Pcard	National League of Cities	605.00												Registration fee NLC Conference
02/28/19	Pcard	Southwest	445.00												NLC conference Washington DC airfare

CITY OF NORTHGLENN
MAYOR / CITY COUNCIL
2019 OPERATING EXPENDITURES

DATE	TYPE	VENDOR	TOTAL	COUNCILPERSON										Comment		
				Council	Mayor	Mayor										
				Wide	Dodge	Sauers	Leighty	Downing	Brown B	Whitman	Mullica	Esquibel	Willford	Rodriguez		
02/28/19	Pcard	Beaver Run Resort	162.00				162.00									CML conference lodging deposit
02/28/19	Pcard	Beaver Run Resort	162.00									162.00				CML conference lodging deposit
02/28/19	Pcard	Beaver Run Resort	162.00										162.00			CML conference lodging deposit
02/28/19	Pcard	Beaver Run Resort	313.00								313.00					CML conference lodging deposit
02/28/19	Pcard	Beaver Run Resort	313.00		156.50					156.50						CML conference lodging deposit
02/28/19	Pcard	Beaver Run Resort	162.00			162.00										CML conference lodging deposit
02/28/19	Pcard	Beaver Run Resort	162.00					162.00								CML conference lodging deposit
02/28/19	Pcard	Beaver Run Resort	162.00						162.00							CML conference lodging deposit
02/28/19	Pcard	Colorado Municipal League	151.00		151.00											CML conference lodging deposit
02/28/19	Pcard	Southwest	15.00					15.00								NLC conference airfare change
02/28/19	Pcard	Colorado Municipal League	341.00				341.00									CML conference registration
02/28/19	Pcard	Omni Shoreham	332.21					332.21								NLC conference lodging deposit
02/28/19	Pcard	Colorado Municipal League	280.00									280.00				CML conference registration
02/28/19	Pcard	Colorado Municipal League	381.00							381.00						CML conference registration
02/28/19	Pcard	United	536.60			536.60										Women's Conference in Washington DC
02/28/19	Pcard	Colorado Municipal League	471.00					471.00								CML conference registration
02/28/19	Pcard	Colorado Municipal League	471.00						471.00							CML conference registration
02/28/19	Pcard	Colorado Municipal League	295.00										295.00			CML conference registration
03/26/19	Check	Joyce Downing	102.30					102.30								NLC Conference - Washington DC
03/31/19	Pcard	Omni Shoreham	332.21					332.21								NLC Conference - Washington DC
05/30/19	Pcard	Colorado Municipal League	280.00								280.00					CML conference registration
05/30/19	Pcard	Beaver Run Resort	(127.00)			(127.00)										CML conference lodging refund
05/30/19	Pcard	Naleo Educational Fund	600.00			600.00										NALEO conference
05/30/19	Pcard	Beaver Run Resort	(278.00)								(278.00)					CML conference lodging refund
06/11/19	Check	Reimburse for CML Cancellation	(85.00)							(85.00)						Reimbursement conference registration / lodging
06/30/19	Pcard	Colorado Municipal League	(381.00)					(381.00)								CML conference registration refund
06/30/19	Pcard	Colorado Municipal League	(230.00)								(230.00)					CML conference registration refund
06/30/19	Pcard	Colorado Municipal League	(421.00)			(421.00)										CML conference registration refund
06/30/19	Pcard	Delta Air	551.50					551.50								Small Cities Conference airfare - South Carolina
06/30/19	Pcard	Beaver Run Resort	(278.00)		(139.00)					(139.00)						CML conference lodging refund
06/30/19	Pcard	Grand Timber Lodge	357.98								357.98					CML conference lodging
06/30/19	Pcard	American Air	370.60			370.60										NALEO conference airfare
06/30/19	Pcard	Beaver Run Resort	371.71										371.71			CML conference lodging
06/30/19	Pcard	Beaver Run Resort	426.17				426.17									CML conference lodging
06/30/19	Pcard	Intercontinental Miami	1,021.88			1,021.88										NALEO conference lodging
06/30/19	Pcard	United	262.60			262.60										AIPAC conference airfare
06/30/19	Pcard	Colorado Municipal League	340.00								340.00					CML conference registration
07/31/19	Pcard	Colorado Municipal League	(331.00)							(331.00)						CML Conference re
07/31/19	Pcard	Colorado Municipal League	(151.00)		(151.00)											CML Conference refund
07/31/19	Pcard	Keystone Reservation	50.00								50.00					DRCOG retreat
07/31/19	Pcard	Comfort Inn & Suites	488.32					488.32								NLC Small Cities conference
07/31/19	Pcard	National League of Cities	820.00									820.00				NLC November conference
07/31/19	Pcard	Matthew Shepard Foundation	50.00										50.00			Ticket to Shepard event
08/07/19	Check	Antonio B Esquibel	377.71									377.71				CML Conference room charge reimbursement
08/07/19	Check	Joyce Downing	421.53					421.53								NLC Small Cities travel reimbursement
08/27/19	Check	Meredith Leighty	220.98				220.98									NLC San Antonio conference airfare
08/31/19	Pcard	National League of Cities	650.00				650.00									NLC San Antonio conference registration
08/31/19	Pcard	Keystone Reservation	88.73								88.73					DRCOG retreat
08/31/19	Pcard	Eb Iconic Architecture	30.00									30.00				St Stephens Historic designation open house
08/31/19	Pcard	EB Sparkopolis 2019	100.00				100.00									2019 Sparkopolis event
11/30/19	Pcard	United	30.00									30.00				NLC San Antonio - baggage fee
11/30/19	Pcard	McDonalds	7.31									7.31				NLC San Antonio - breakfast
11/30/19	Pcard	Sq*tesfu Taxi	30.00									30.00				NLC San Antonio
11/30/19	Pcard	Rosarios Café	26.33									26.33				NLC San Antonio - dinner
11/30/19	Pcard	United	30.00									30.00				NLC San Antonio - baggage fee
11/30/19	Pcard	Hilton Hotels	1,641.36									1,641.36				NLC San Antonio - lodging
11/30/19	Pcard	La Margarita	20.51									20.51				NLC San Antonio - dinner
11/30/19	Pcard	Hilton Hotels	(47.63)									(47.63)				NLC San Antonio - lodging reversal for charging for parking
11/30/19	Pcard	Hilton Hotels	1,995.70				1,995.70									NLC San Antonio - lodging
Total Training/Registration																
		Actual	16,002.57	-	17.50	2,405.68	3,895.85	3,655.07	633.00	(17.50)	921.71	3,407.59	1,083.67	-		
		Budget	40,500.00	-	17.50	4,500.00	4,500.00	4,500.00	4,500.00	4,500.00	4,500.00	4,500.00	4,500.00	4,482.50		
		Variance	24,497.43	-	-	2,094.32	604.15	844.93	3,867.00	4,517.50	3,578.29	1,092.41	3,416.33	4,482.50		
62100 Office Supplies																
02/28/19	Pcard	Office Depot	23.68	23.68												Office supplies-writing pens
05/30/19	Pcard	Office Depot	11.24	11.24												Supplies for travel material
Total Office Supplies																
		Actual	34.92	34.92	-	-	-	-	-	-	-	-	-	-		
		Budget	200.00	200.00	-	-	-	-	-	-	-	-	-	-		
		Variance	165.08	165.08	-	-	-	-	-	-	-	-	-	-		

CITY OF NORTHGLENN
MAYOR / CITY COUNCIL
2019 OPERATING EXPENDITURES

DATE	TYPE	VENDOR	TOTAL	COUNCILPERSON										Comment	
				Council	Mayor	Mayor									
				Wide	Dodge	Sauers	Leighty	Downing	Brown B	Whitman	Mullica	Esquibel	Willford	Rodriguez	
62300 Operating Supplies															
01/23/19	Check	Absolute Graphics	106.38									106.38			All weather jacket
01/31/19	Pcard	Safeway	39.37	39.37											Meeting snacks for meeting on 1/7/19
01/31/19	Pcard	Cs Grubhub	100.00	100.00											Gift to Council member Mullica
01/31/19	Pcard	Wal-Mart	7.74	7.74											Fruit for meeting on 1/14/19
01/31/19	Pcard	Ds Services	29.04	29.04											Water for general meeting use
02/28/19	Pcard	Wal-Mart	46.56	46.56											Meeting snacks for meeting on 02/11/19
02/28/19	Pcard	Walgreens	25.68	25.68											Meeting snacks
02/28/19	Pcard	Ds Services	61.00	61.00											Water for general meeting use
02/28/19	Pcard	Safeway	30.20	30.20											Meeting snacks
02/28/19	Pcard	Parry's Pizza	240.20	240.20											2019 Legislative Dinner
03/31/19	Pcard	Wal-Mart	25.46	25.46											General meeting snacks
03/31/19	Pcard	Save-A-Lot	7.48	7.48											Fruit and snacks meeting on 3/11/19
03/31/19	Pcard	Scudder Press	4.00	4.00											Thank you poster - Sam Mamet CML
03/31/19	Pcard	Longhorn Steak House	100.00	100.00											Gift for Sam Mamet - CML
03/31/19	Pcard	Cinzetti's	100.00	100.00											Gift for Sam Mamet - CML
03/31/19	Pcard	Ds Services	34.45	34.45											Water for general meeting use
03/31/19	Pcard	Save-A-Lot	67.64									33.82	33.82		Ward 4 community meeting snacks
03/31/19	Pcard	Starbucks	84.75									42.38	42.37		Ward 4 community meeting snacks
03/31/19	Pcard	Wal-Mart	45.08	45.08											General meeting snacks
03/31/19	Pcard	Wal-Mart	62.50	41.30				10.60	10.60						Ward 2 community meeting snacks / general meeting snacks
04/01/31	Pcard	Walgreens	31.16	31.16											General meeting snacks
04/01/31	Pcard	Wal-Mart	20.48	20.48											General meeting snacks
04/01/31	Pcard	Ds Services	34.44	34.44											Water for general meeting use
04/01/31	Pcard	Natural Grocers	21.01	21.01											Fruit and snacks meeting on 4/22/19
04/01/31	Pcard	Safeway	39.80	39.80											Fruit and snacks meeting on 4/29/19
04/01/31	Pcard	Abos Pizza	224.25	224.25											Work session #1 of 3 dinner
05/01/19	Check	Absolute Graphics	36.47												Logo shirt
05/29/19	Check	Absolute Graphics	104.11							104.11					Logo jacket
05/30/19	Pcard	Atlanta Bread	307.98	307.98											Strategic Planning work session #2
05/30/19	Pcard	Ds Services	69.46	69.46											Water for general meeting use
05/30/19	Pcard	Amazon Marketplace	209.94	209.94											Tableclothes for study session tables
05/30/19	Pcard	Safeway	20.49	20.49											Fruit and cookies meeting on 5/13/19
05/30/19	Pcard	Dj Flowers	125.00	125.00											Flowers to the family of Bill Fischer (city water attorney)
06/18/19	Check	Absolute Graphics	57.12		57.12										Logo pullover
06/18/19	Check	Absolute Graphics	6.79		6.79										Logo t-shirt
06/30/19	Pcard	Target	39.72	39.72											Meeting snacks fruit for meeting on 6/3/19
06/30/19	Pcard	Amazon Marketplace	25.04	25.04											Pride Flag
06/30/19	Pcard	Ds Services	40.74	40.74											Water for general meeting use
06/30/19	Pcard	Wm Supercenter	35.20	35.20											Meeting snacks
06/30/19	Pcard	Cakes by Karen	69.98	69.98											Cake for new Judge Amanda Bailhache
06/30/19	Pcard	Safeway	9.46	9.46											Snacks/fruit meeting on 6/17/19
06/30/19	Pcard	In *custom Flag Company	30.50	30.50											Pride Flag
06/30/19	Pcard	Wal-Mart	5.07	5.07											Fruit for meeting on 6/24/19
07/31/19	Pcard	Wm Supercenter	67.51	67.51											Meeting snacks for July, fruit for meeting on 7/1/19
07/31/19	Pcard	Creative Awards	75.70									75.70			Names badges and pictures plates
07/31/19	Pcard	Ds Services	53.55	53.55											Water for general meeting use
07/31/19	Pcard	Artistic Flowers and Gifts	125.00	125.00											Flowers to the Burbach Family (former Mayor)
07/31/19	Pcard	Wal-Mart	1.99	1.99											Fruit meeting on 7/8/19
07/31/19	Pcard	Minuteman Press	57.50									57.50			Business cards
07/31/19	Pcard	Wal-Mart	142.29	142.29											Heavy snacks for Ward 4 council member interviews on 7/15/19
07/31/19	Pcard	Walgreens	38.79	38.79											Snacks for August city council meetings
07/31/19	Pcard	Target	11.15	11.15											Fruit/cookies meeting on 7/22/19
07/31/19	Pcard	Creative Awards	117.40				58.70							58.70	Names badges and pictures plates
07/31/19	Pcard	Minuteman Press	25.00											25.00	Business cards
08/01/19	Check	Absolute Graphics	113.08									42.18		70.90	Logo apparel
08/02/19	Check	Absolute Graphics	98.23											98.23	Logo apparel
08/31/19	Pcard	Ds Services	49.00	49.00											Water for general meeting use
08/31/19	Pcard	Wal-Mart	10.81	10.81											Fruit council meeting on 8/5/19
08/31/19	Pcard	Wal-Mart	3.27	3.27											Fruit council meeting on 8/12/19
08/31/19	Pcard	Joann Stores	32.38	32.38											Frames for Mayors pictures in Council Chambers
08/31/19	Pcard	Hobby-Lobby	13.95	13.95											Matting for Mayors pictures in Council Chambers
08/31/19	Pcard	Wal-Mart	2.52	2.52											Fruit council meeting on 8/19/19
08/31/19	Pcard	Safeway	231.89	231.89											St. Stephen's historic designation open house
08/31/19	Pcard	Safeway	22.68	22.68											Snacks for meeting on 8/26/19
08/31/19	Pcard	Facility Operations	56.00										28.00	28.00	Ward 4 neighborhood meeting room charge
08/31/19	Pcard	Walgreens	20.93	20.93											Snacks - Strategic Planning session
08/31/19	Pcard	Safeway	18.86	18.86											Supplies for Strategic Planning Session #3
08/31/19	Pcard	Longhorn Steak House	273.55	273.55											Strategic Planning Session #3 dinner session
08/31/19	Pcard	Safeway	109.52										54.76	54.76	Ice cream for neighborhood meeting
08/31/19	Pcard	Ds Services	34.43	34.43											Water general meeting use
09/01/00	Check	Barbara I Crabtree	215.00	215.00											City council pictures
09/27/19	Check	Absolute Graphics	182.17	100.00					82.17						Apparel logo
09/30/19	Pcard	Safeway	17.89	17.89											Meeting snacks meeting on 9/9/19

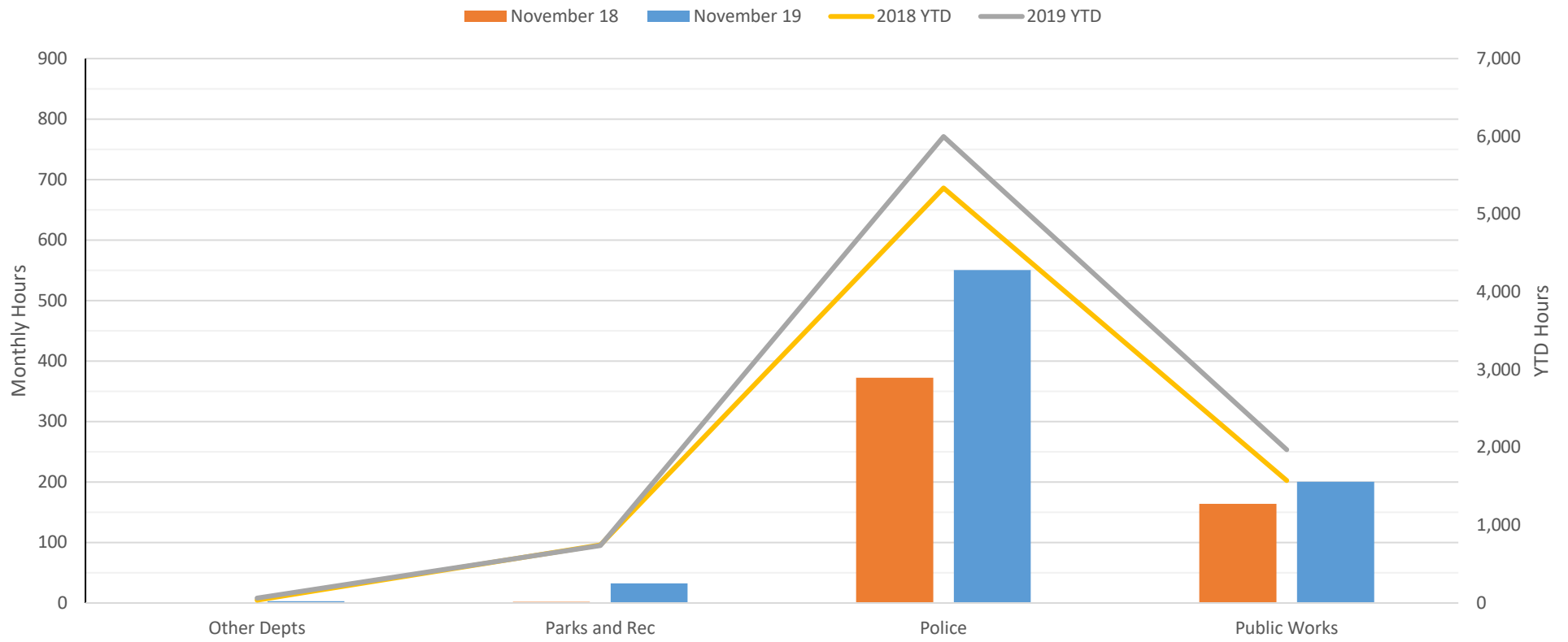
**CITY OF NORTHGLENN
MAYOR / CITY COUNCIL
2019 OPERATING EXPENDITURES**

DATE	TYPE	VENDOR	TOTAL	COUNCILPERSON										Comment		
				Council Wide	Mayor Dodge	Sauers	Leighty	Downing	Brown B	Whitman	Mullica	Mayor Esquibel	Willford		Rodriguez	
09/30/19	Pcard	Wal-Mart	97.43	38.40						29.52	29.51					Ward 2 community meeting supplies and fruit/candy meeting on 9/16/19
09/30/19	Pcard	King Soopers	4.04							2.02	2.02					Ward 2 community meeting supplies
09/30/19	Pcard	Safeway	59.12							29.56	29.56					Ward 2 community meeting supplies
09/30/19	Pcard	Black-Eyed Pea	602.62	602.62												ADCOG Executive Committee breakfast Northglenn host city
09/30/19	Pcard	Wal-Mart	6.81	6.81												Fruit meeting on 9/23/19
09/30/19	Pcard	Ds Services	37.00	37.00												Water general meeting use
10/08/19	Check	Absolute Graphics	147.63	147.63												Logo apparel - black polo's for council elect
10/31/19	Pcard	Wal-Mart	18.92										9.46		9.46	Ward 4 Candidate Forum community meeting
10/31/19	Pcard	Target	53.77										26.89		26.88	Ward 4 Candidate Forum community meeting
10/31/19	Pcard	Wal-Mart	46.02	46.02												Meeting snacks for meeting on 10/14/19
10/31/19	Pcard	Creative Awards	67.71	45.14									22.57			Name badges for Witkovich, Goff, Willford
10/31/19	Pcard	Target	49.47	49.47												General meeting snacks
10/31/19	Pcard	Safeway	114.10	114.10												Retirement party food for Senior Hub Tom Rapp
10/31/19	Pcard	Ds Services	53.90	53.90												Water for general meeting use
10/31/19	Pcard	Safeway	12.41	12.41												Meeting snacks for meeting on 10/28/19
10/31/19	Pcard	Safeway	32.13	32.13												Meeting snacks for meeting on 10/29/19
11/30/19	Pcard	Wm Supercenter	17.62	17.62												Meeting fruit and snacks meeting on 11/4/19
11/30/19	Pcard	Michaels Stores	154.59	154.59												New holiday decorations for upper and lower city hall
11/30/19	Pcard	Parry's Pizza	393.18	393.18												Joint meeting with City Council and NURA
11/30/19	Pcard	Safeway	15.68	15.68												Meetings fruit and cookies for meeting on 11/18/19
11/30/19	Pcard	Ds Services	44.00	44.00												Water for general meeting use
11/30/19	Pcard	Wal-Mart	69.40	69.40												Meetings snacks, nuts, candy
11/30/19	Pcard	Creative Awards	65.14	65.14												Name plates and name badges
11/30/19	Pcard	Walgreens	63.82	63.82												Holiday picture cards, meeting snacks, outgoing council pictures
11/30/19	Pcard	Amazon Marketplace	59.49	59.49												New holiday decorations for upper and lower city hall
11/30/19	Pcard	Amazon Marketplace	55.13	55.13												New holiday decorations for upper and lower city hall
11/30/19	Pcard	Amazon Marketplace	228.99	228.99												New holiday decorations for upper and lower city hall
Total Operating Supplies																
		Actual	7,573.90	6,137.39	63.91	-	58.70	71.70	153.86	104.11	-	357.96	254.34	371.93		
		Budget	12,000.00	-	1,333.33	1,333.33	1,333.33	1,333.33	1,333.33	1,333.33	1,333.33	1,333.33	1,333.36	-		
		Variance	4,426.10	(6,137.39)	1,269.42	1,333.33	1,274.63	1,261.63	1,179.47	1,229.22	1,333.33	975.37	1,079.02	(371.93)		
68100 Dues/Fees																
01/04/19	Check	Colorado Municipal League	21,279.00	21,279.00												Membership Dues
01/09/19	Check	Civic Results	3,095.52	3,095.52												Membership Dues
01/11/19	Check	Rocky Mountain Climate Organization	5,000.00	5,000.00												Membership Dues
01/23/19	Check	Adams County Education Consortium	850.00	850.00												Membership Dues
02/08/19	Check	City of Westminster	1,200.00	1,200.00												NATA Dues
02/20/19	Check	Regional Air Quality Council	2,000.00	2,000.00												RAQC Dues
03/04/19	Check	Colorado Municipal League	(638.38)	(638.38)												2019 CML Rebate
03/25/19	Check	Adams County Economic Development	11,357.00	11,357.00												Membership Dues
03/25/19	Check	Denver Regional Council of Governments	3,900.00	3,900.00												Membership Dues
04/29/19	Check	Colorado Legal Services	12,000.00	12,000.00												Pilot program Colorado Legal services Resolution 19-35
06/10/19	Check	Colorado Legal Services	(12,000.00)	(12,000.00)												Pilot program Colorado Legal services Resolution 19-35
06/24/19	Check	Denver Regional Council of Governments	3,900.00	3,900.00												Membership Dues
07/02/19	Check	Adams County Finance Department	15,917.97	15,917.97												A-Lift members dues
07/08/19	Check	National League of Cities	3,355.74	3,355.74												Membership Dues
Total Dues/Fees																
		Actual	71,216.85	71,216.85	-	-	-	-	-	-	-	-	-	-	-	
		Budget	84,000.00	84,000.00	-	-	-	-	-	-	-	-	-	-	-	
		Variance	12,783.15	12,783.15	-	-	-	-	-	-	-	-	-	-	-	
68200 Grants/Donations																
02/12/19	Check	Northglenn Historic Preservation	5,000.00	5,000.00												Annual allocation to the Stonehocker House
03/26/19	Check	Northglenn High School	1,000.00	1,000.00												
03/31/19	Pcard	Co Arvada Accts Rec	1,250.00	1,250.00												Ralston House
04/03/19	Check	Northglenn Arts and Humanities	77,362.00	77,362.00												Per capita allocation
04/30/19	Pcard	Five Star Foundation	2,500.00	2,500.00												
04/30/19	Pcard	Paypal	500.00	500.00												Ralston House Pinwheel Garden
05/30/19	Pcard	Latinas First Foundation	1,000.00	1,000.00												
06/14/19	Check	Smart Commute Metro North	1,000.00	1,000.00												
06/24/19	Check	Ralston House	16,247.00	16,247.00												IGA original allocation balance amount given back to Ralston House
10/08/19	Check	Almost Home	4,000.00	4,000.00												
10/08/19	Check	Immaculate Heart of Mary Parish	6,000.00	6,000.00												
10/08/19	Check	The Senior Hub	5,000.00	5,000.00												
10/23/19	Check	A Precious Child	5,000.00	5,000.00												
10/31/19	Pcard	Grants/Donations	4,537.05	4,537.05												
10/31/19	Pcard	AOF ACEC Breakfast	300.00	300.00												
10/31/19	Pcard	OAF ACEC Career Expo	530.00	530.00												
Total Grant/Donations																
		Actual	131,226.05	131,226.05	-	-	-	-	-	-	-	-	-	-	-	
		Budget	113,905.00	113,905.00	-	-	-	-	-	-	-	-	-	-	-	
		Variance	(17,321.05)	(17,321.05)	-	-	-	-	-	-	-	-	-	-	-	

CITY OF NORTHGLENN
MAYOR / CITY COUNCIL
2019 OPERATING EXPENDITURES

DATE	TYPE	VENDOR	TOTAL	COUNCILPERSON										Comment		
				Council Wide	Mayor Dodge	Sauers	Leighty	Downing	Brown B	Whitman	Mullica	Mayor Esquibel	Willford		Rodriguez	
68900 Contingency																
		Total Contingency														
		Actual	-	-	-	-	-	-	-	-	-	-	-	-	-	-
		Budget	50,000.00	50,000.00	-	-	-	-	-	-	-	-	-	-	-	-
		Variance	50,000.00	50,000.00	-	-	-	-	-	-	-	-	-	-	-	-
General Fund 10 Totals																
		Actual	529,934.45	507,272.35	706.56	2,405.68	3,954.55	4,390.75	1,450.83	788.35	1,623.44	4,077.95	2,271.23	992.76		
		Budget	603,705.00	551,205.00	1,350.83	5,833.33	5,833.33	5,833.33	5,833.33	5,833.33	5,833.33	5,833.33	5,833.36	4,482.50		
		Variance	73,770.55	43,932.65	644.27	3,427.65	1,878.78	1,442.58	4,382.50	5,044.98	4,209.89	1,755.38	3,562.13	3,489.74		
Water Fund 50																
61100 Professional Services																
02/12/19	Check	Kaplan Kirsch & Rockwell	3,218.50	3,218.50												Water / Wastewater Attorney
05/10/19	Check	Hoffmann, Parker, Wilson, & Carberry	74.00	74.00												City Attorney Fee for April 2019
06/17/19	Check	Hoffmann, Parker, Wilson, & Carberry	721.50	721.50												City Attorney Fee for May 2019
06/17/19	Check	Hoffmann, Parker, Wilson, & Carberry	851.00	851.00												City Attorney Fee for June 2019
08/08/19	Check	Hoffmann, Parker, Wilson, & Carberry	695.07	695.07												City Attorney Fee for July 2019
08/20/19	Check	Kaplan Kirsch & Rockwell	1,472.00	1,472.00												Water / Wastewater Attorney
09/10/19	Check	Hoffmann, Parker, Wilson, & Carberry	172.67	172.67												City Attorney Fee for August 2019
09/17/19	Check	Kaplan Kirsch & Rockwell	1,440.00	1,440.00												Water / Wastewater Attorney
10/09/19	Check	Hoffmann, Parker, Wilson, & Carberry	200.75	200.75												City Attorney Fee for September 2019
11/12/19	Check	Hoffmann, Parker, Wilson, & Carberry	251.60	251.60												City Attorney Fee for October 2019
11/25/19	Check	Kaplan Kirsch & Rockwell	1,600.00	1,600.00												Water / Wastewater Attorney
		Total Professional Services														
		Actual	10,697.09	10,697.09	-	-	-	-	-	-	-	-	-	-	-	-
		Budget	60,000.00	60,000.00	-	-	-	-	-	-	-	-	-	-	-	-
		Variance	49,302.91	49,302.91	-	-	-	-	-	-	-	-	-	-	-	-
Water Fund 50 Totals																
		Actual	10,697.09	10,697.09	-	-	-	-	-	-	-	-	-	-	-	-
		Budget	60,000.00	60,000.00	-	-	-	-	-	-	-	-	-	-	-	-
		Variance	49,302.91	49,302.91	-	-	-	-	-	-	-	-	-	-	-	-

OVERTIME - November 2019



CITY OF NORTHGLENN
Capital Improvement Program

Project Description	2019 Adopted Budget	YTD November 2019 Actuals		2020 Estimate	2021 Estimate	2022 Estimate	2023 Estimate	5-Year Total	Funding Source
		YTD Expenditures	Amount Remaining						
CONSERVATION TRUST FUND									
Greenway Trail Replacement	\$ 50,000	\$ 44,972	\$ 5,028	\$ 200,000	\$ 50,000	\$ 50,000	\$ 50,000	\$ 400,000	CTF
Sensory Playground Repair	250,000	-	250,000	-	-	-	-	250,000	CTF
Kiwanis Splash Pad	274,032	211,244	62,788	-	-	-	-	274,032	CTF
Kiwanis Splash Pad - Grant	178,980	196,963	(17,983)	-	-	-	-	178,980	CTF
NW Open Space Facility Improvement	1,319,565	1,168,131	151,434	-	-	-	-	1,319,565	CTF
Jaycee Ballfield Lights	-	-	-	220,000	-	-	-	220,000	CTF
Bocce Ball Court	-	-	-	-	20,000	-	-	20,000	CTF
Total	\$ 2,072,577	\$ 1,621,310	\$ 451,267	\$ 420,000	\$ 70,000	\$ 50,000	\$ 50,000	\$ 2,662,577	

CITY OF NORTHGLENN
Capital Improvement Program

Project Description	2019 Adopted Budget	YTD November 2019 Actuals		2020 Estimate	2021 Estimate	2022 Estimate	2023 Estimate	5-Year Total	Funding Source
		YTD Expenditures	Amount Remaining						
CDBG FUND									
Bicycle & Pedestrian	\$ 224,091	\$ 26,330	\$ 197,761	\$ 200,000	\$ 200,000	\$ 200,000	\$ 200,000	\$ 1,024,091	CDBG
Total	\$ 224,091	\$ 26,330	\$ 197,761	\$ 200,000	\$ 200,000	\$ 200,000	\$ 200,000	\$ 1,024,091	

CITY OF NORTHGLENN
Capital Improvement Program

Project Description	2019 Adopted Budget	YTD November 2019 Actuals		2020 Estimate	2021 Estimate	2022 Estimate	2023 Estimate	5-Year Total	Funding Source
		YTD Expenditures	Amount Remaining						
CAPITAL PROJECTS FUND									
Emergency Park Repairs	\$ 25,000	\$ -	\$ 25,000	\$ 25,000	\$ 25,000	\$ 25,000	\$ 25,000	\$ 125,000	ADCOO
NWOS Facilities Improvement	52,288	17,111	35,177	-	-	-	-	52,288	ADCOO
NWOS Facilities Improvement	19,341	16,921	2,420	-	-	-	-	19,341	GRANT
NWOS Phase I	1,313,398	1,280,352	33,046	-	-	-	-	1,313,398	ADCOO
Parks Barn Replacement	12,644	17,063	(4,419)	-	-	-	-	12,644	1/2% Sales Tax
Tennis Court Repair & Construction	250,000	-	250,000	-	-	-	-	250,000	ADCOO
ADCO Wyco Tennis Court Repair	300,000	-	300,000	-	-	-	-	300,000	ADCOO
Kiwanis Bath House Renovation	511,809	558,620	(46,811)	-	-	-	-	511,809	ADCOO
Kiwanis Bath House Renovation	477,468	288,379	189,089	-	-	-	-	477,468	GRANT
Rotary Park Dugouts	-	22,649	(22,649)	-	-	-	-	-	ADCOO
Residential Street Program	751,350	154,168	597,182	750,000	750,000	750,000	750,000	3,751,350	ADCOT
Traffic Signal Program	211,892	161,656	50,236	100,000	100,000	100,000	100,000	611,892	ADCOT
Concrete Program	100,000	100,440	(440)	100,000	100,000	100,000	100,000	500,000	ADCOT
Huron Street Rehabilitation	-	-	-	600,000	1,200,000	-	-	1,800,000	4.000 MILLS
120th Ave Widening Design	-	29,179	(29,179)	500,000	-	-	-	500,000	1/2% Sales Tax
School Zone Safety Assessment	231,273	204,050	27,223	50,000	100,000	50,000	100,000	531,273	GENERAL
Civic Center Master Plan project	12,535,539	1,787,871	10,747,668	8,000,000	-	-	-	20,535,539	1/2% Sales Tax
Justice Center	-	-	-	1,465,519	1,465,769	1,464,269	1,466,019	5,861,576	1/2% Sales Tax
Ralston House Development	2,549	2,549	-	-	-	-	-	2,549	GENERAL
112th North Metro Rail	738,249	255,592	482,657	-	-	-	-	738,249	GENERAL
112th North Metro Rail	143,448	51,930	91,518	-	-	-	-	143,448	GRANT
South Huron Landscape	220,194	151,139	69,055	-	-	-	-	220,194	4.000 MILLS
City Hall Space Assessment	375,000	17,848	357,152	-	-	-	-	375,000	GENERAL
City Hall Roof Replacement	237,788	226,340	11,448	-	-	-	-	237,788	GENERAL
Traffic Calming Improvements-Melody Dr	1,000,000	176,323	823,677	-	-	-	-	1,000,000	4.000 MILLS
I-25/120th Bridge Painting	460,607	383,839	76,768	-	-	-	-	460,607	GENERAL
Grant St Median Modifications	119,514	98,461	21,053	-	-	-	-	119,514	GENERAL
Total	\$ 20,089,351	\$ 6,002,480	\$ 14,086,871	\$ 11,590,519	\$ 4,490,769	\$ 2,489,269	\$ 2,541,019	\$ 41,200,927	

CITY OF NORTHGLENN
Capital Improvement Program

Project Description	2019 Adopted Budget	YTD November 2019 Actuals		2020 Estimate	2021 Estimate	2022 Estimate	2023 Estimate	5-Year Total	Funding Source
		YTD Expenditures	Amount Remaining						
WATER FUND									
Water Line Replacement	\$ 369,592	\$ 166,122	\$ 203,470	\$ 100,000	\$ 100,000	\$ 100,000	\$ 100,000	\$ 769,592	WF
Standley Lake Pipeline	150,000	225,000	(75,000)	150,000	150,000	150,000	150,000	750,000	WF
Berthoud Pass Ditch Maintenance	50,000	-	50,000	-	-	-	-	50,000	1/2% Tax
North Low Zone Tank Painting	-	-	-	275,000	-	-	-	275,000	WF
Terminal Reservoir Phase II	1,266,737	740,147	526,590	-	-	-	-	1,266,737	WF
WTP Filter Media Replacement	185,000	-	185,000	-	-	-	-	185,000	WF
Lab Information Management	173,926	23,043	150,883	-	-	-	-	173,926	WF
WTP Clarifier Rehabilitation	722,456	687,976	34,480	-	-	-	-	722,456	WF
WTP Waste Handling Improvements	-	-	-	300,000	2,700,000	-	-	3,000,000	WF
Filter to Waste Automation	-	-	-	180,000	-	-	-	180,000	WF
Total	\$ 2,917,711	\$ 1,842,288	\$ 1,075,423	\$ 1,005,000	\$ 2,950,000	\$ 250,000	\$ 250,000	\$ 7,372,711	

CITY OF NORTHGLENN
Capital Improvement Program

Project Description	2019 Adopted Budget	YTD November 2019 Actuals		2020 Estimate	2021 Estimate	2022 Estimate	2023 Estimate	5-Year Total	Funding Source
		YTD Expenditures	Amount Remaining						
WASTEWATER FUND									
Collection System Rehab	313,503	56,345	257,158	250,000	250,000	250,000	250,000	1,313,503	WWF
Bunker Hill Lift Station	2,090,528	149,120	1,941,408	-	-	-	-	2,090,528	WWF
Lift Station B Assessment	-	-	-	250,000	-	-	-	250,000	WWF
WWTP Headworks & Clarifier	83,333	395,523	(312,190)	-	-	-	-	83,333	WWF
WWTP UV Upgrades	818,208	581,390	236,818	-	-	-	-	818,208	WWF
Lift Station A & Forcemain Replacement	500,000	157,533	342,467	3,000,000	25,000,000	-	-	28,500,000	WWF
Lift Station Flow Meters	-	-	-	500,000	-	-	-	500,000	WWF
Total	\$ 3,805,572	\$ 1,339,911	\$ 2,465,661	\$ 4,000,000	\$ 25,250,000	\$ 250,000	\$ 250,000	\$ 33,555,572	

CITY OF NORTHGLENN
Capital Improvement Program

Project Description	2019 Adopted Budget	YTD November 2019 Actuals		2020 Estimate	2021 Estimate	2022 Estimate	2023 Estimate	5-Year Total	Funding Source
		YTD Expenditures	Amount Remaining						
STORMWATER FUND									
Grange Hall Creek MDP & FHAD	\$ 70,000	\$ -	\$ 70,000	\$ -	\$ -	\$ -	\$ -	\$ 70,000	SWF
Storm Drainage System Improvement	195,000	27,130	167,870	100,000	100,000	100,000	100,000	595,000	SWF
Total	\$ 265,000	\$ 27,130	\$ 237,870	\$ 100,000	\$ 100,000	\$ 100,000	\$ 100,000	\$ 665,000	
CITY-WIDE TOTAL	\$ 29,374,302	\$ 10,859,449	\$ 18,514,853	\$ 17,315,519	\$ 33,060,769	\$ 3,339,269	\$ 3,391,019	\$ 86,480,878	

Executed Contracts (below \$50,000) for November 2019

<u>Vendor</u>	<u>Contract Executed Date</u>	<u>Contract Dates Start</u>	<u>Contract Dates End</u>	<u>Total Amount</u>	<u>Purpose</u>
All Pro Pavement/Waterhouse Inc.	11/1/2019			\$ (606,445.75)	2019-068 Change Order #1 2019 Residential Street Program
ECI Site Construction	11/12/2019			\$ 6,230.20	2018-098 Change Order #9 Northwest Open Space Improvements - Phase 1
Northglenn Historic Preservation Commission	11/12/2019			\$ -	MOU - Use of Fire Truck for Count the Lights Event
Corpro Companies, Inc.	11/15/2019			\$ 6,300.00	2019-131 2020 WTP Cathodic Protection Inspection
MP Northglenn LLC	11/20/2019			\$ -	License Agreement - Fire Truck Parking for Count the Lights Event
				<u>\$ (593,915.55)</u>	