



July 2018

Monthly Financial Packet

City of Northglenn

Financial Packet

Packet Contents

<u>Description</u>	<u>Page #</u>
Executive Summary	1
Financial Statements	2
Cash Reserves	8
Marketplace Sales Tax Chart	9
Citywide Sales Tax Comparison	10
Geo Code Tax Data	11
Accounts Payable Disbursement Listing	12
City Council Operating Expenditures	25
Overtime Report	29
CIP Report	30
Summary of Executed Contracts	35



CITY OF
Northglenn

City of Northglenn
Interim Financial Statements
For the Period Ending
July 2018

Executive Summary:

- **Sales/Use Tax**
 - Year-to-date sales and use tax reported an increase of \$391,629, or approximately 3.6%, when compared to the previous year.

- **General Fund**
 - Year-to-date revenues within the General Fund total \$14,837,358, an increase over last year's collections by 7% or \$1,010,965. The increase is driven by property tax increases seen from the most recent assessed valuation. Nearly a 30% increase from this revenue source.

 - General Fund year-to-date expenditures total \$13,689,722 accounting for 51% of the annual appropriation. Expenditures within the fund are consistent with the planned budget.

- **Water Fund**
 - Water Fund year-to-date revenues total \$5,697,209. This is an increase of approximately 11% as compared to the prior year. Revenues restricted for water resources are \$62,016 or 4.8%, more than in the prior year. The restricted revenue for debt service is down approximately 2%, or \$9,389.

 - Year-to-date expenditures within the Water Fund total \$3,603,363 and account for 33% of the annual appropriation. Fund expenditures decreased \$466,269 or 11% when compared to the same period of 2017.

- **Wastewater Fund**
 - Wastewater Fund year-to-date revenues total \$2,091,173. This is an increase of approximately 8.5% as compared to the prior year.

 - Year-to-date expenditures within the Wastewater Fund total \$1,915,556 and account for 34% of the annual appropriation. Fund expenditures decreased \$3,321,484 or 63% when compared to the same period of 2017 due to capital projects being completed.

- **Stormwater Fund**
 - Year-to-date revenues within the Stormwater Fund total \$232,186, an increase over last year's collections by 2% or \$4,270.

 - Stormwater Fund year-to-date expenditures total \$144,769 and account for 40% of the annual appropriation. Fund expenditures decreased \$1,419,593 when compared to the same period of 2017 due to capital projects being completed in the prior year.

- **Sanitation Fund**
 - Sanitation Fund year-to-date revenues total \$1,001,028, a decrease of approximately 2.4% as compared to the prior year. This is a result of the timing of billing cycles within the year-end accrual.

 - Year-to-date expenditures within the Sanitation Fund total \$705,875 and account for 45% of the annual appropriation. Expenditures within the fund increased 8% or \$54,451 from the prior year.

**Revenue Report
July 31, 2018
General Fund**

	2018 Adopted Budget	Actuals as of July 31, 2018	Over/(Under) Projected	Collection Rate	Prior Year Actual as of July 31, 2017	Over/(Under) Prior Year	Percent Difference
REVENUES							
Taxes							
Property Taxes	\$ 2,936,487	\$ 2,724,424	\$ (212,063)	92.78%	\$ 2,113,827	\$ 610,597	28.89%
Sales Taxes	13,928,677	6,745,588	(7,183,089)	48.43%	6,569,294	176,294	2.68%
Use Tax	2,997,701	1,392,540	(1,605,161)	46.45%	1,315,318	77,222	5.87%
Other Tax	269,695	141,263	(128,432)	52.38%	132,385	8,878	6.71%
Total Taxes*	20,132,560	11,003,815	(9,128,745)	54.66%	10,130,824	872,991	8.62%
Intergovernmental Revenues	2,034,441	1,059,098	(975,343)	52.06%	1,033,967	25,131	2.43%
Licenses and Permits	692,272	567,052	(125,220)	81.91%	384,940	182,112	47.31%
Charges for Services	2,543,454	1,497,508	(1,045,946)	58.88%	1,530,506	(32,998)	-2.16%
Fines and Forfeitures	1,201,901	479,453	(722,448)	39.89%	532,297	(52,844)	-9.93%
Other Revenues	239,718	230,432	(9,286)	96.13%	213,859	16,573	7.75%
Total Revenues	26,844,346	14,837,358	(12,006,988)	55.27%	13,826,393	1,010,965	7.31%
Other Financing Sources	-	-	-	N/A	-	-	N/A
Total Revenue	\$ 26,844,346	\$ 14,837,358	\$ (12,006,988)	55.27%	\$ 13,826,393	\$ 1,010,965	7.31%

*Due to normal collection cycles, the tax revenues presented in the above statement represent amounts collected as of the prior month and not of that of the period being reported.

**Expenditure Report
July 31, 2018
General Fund**

	2018 Adopted Budget	Actual as of July 31, 2018	Over/(Under) Adopted Budget	Spending Rate	Prior Year Actual as of July 31, 2017	Over/(Under) Prior Year	Percent Difference
Legislative	\$ 781,879	\$ 395,256	\$ (386,623)	50.55%	\$ 371,455	\$ 23,801	6.41%
City Manager	1,114,605	533,194	(581,411)	47.84%	540,582	(7,388)	-1.37%
City Clerk	369,440	188,709	(180,731)	51.08%	181,825	6,884	3.79%
Management Services	1,800,309	1,068,769	(731,540)	59.37%	1,046,688	22,081	2.11%
Technology	920,372	536,913	(383,459)	58.34%	416,511	120,402	28.91%
Finance	488,920	303,372	(185,548)	62.05%	284,161	19,211	6.76%
Planning & Development	1,550,869	868,684	(682,185)	56.01%	831,760	36,924	4.44%
Parks, Recreation and Cultural	4,109,136	2,443,942	(1,665,194)	59.48%	2,252,150	191,792	8.52%
Police	10,342,954	5,416,838	(4,926,116)	52.37%	5,409,193	7,645	0.14%
Public Works	3,007,204	1,640,448	(1,366,756)	54.55%	1,431,392	209,056	14.61%
Total Operating Expenditures	24,485,688	13,396,125	(11,089,563)	54.71%	12,765,717	630,408	4.94%
Other Financing Uses	2,322,238	293,597	(2,028,641)	12.64%	353,754	(60,157)	-17.01%
Total Expenditures	\$ 26,807,926	\$ 13,689,722	\$ (13,118,204)	51.07%	\$ 13,119,471	\$ 570,251	4.35%

Revenue and Expenditure Report
July 31, 2018
Water Fund

	2018 Adopted Budget	Actual as of July 31, 2018	Over/(Under) Budget	Collection/ Spending Rates	Prior Year Actual as of July 31, 2017	Current Year Over/(Under) Prior Year	Percent Difference
Revenue							
Operating Revenue	\$ 8,165,097	\$ 3,867,174	\$ (4,297,923)	47.36%	\$ 3,350,085	\$ 517,089	15.44%
Water Resources Revenue	2,769,498	1,353,062	(1,416,436)	48.86%	1,291,046	62,016	4.80%
Debt Service Revenue	1,001,722	476,973	(524,749)	47.62%	486,362	(9,389)	-1.93%
Total Water Fund Revenues	11,936,317	5,697,209	(6,239,108)	47.73%	5,127,493	569,716	11.11%
Expenditures							
Operating Expenditures	9,797,022	3,556,410	(6,240,612)	36.30%	4,013,664	(457,254)	-11.39%
Water Resources Expenditures	-	-	-	N/A	-	-	N/A
Debt Service Expenditures	979,300	46,953	(932,347)	4.79%	55,968	(9,015)	-16.11%
Total Water Fund Expenditures	10,776,322	3,603,363	(7,172,959)	33.44%	4,069,632	(466,269)	-11.46%
Revenues Over/(Under) Expenditures	\$ 1,159,995	\$ 2,093,846	\$ 933,851	180.50%	\$ 1,057,861	\$ 1,035,985	97.93%

Operating Revenue:

<i>Water Usage</i>	\$ 7,920,450	\$ 3,524,786	\$ (4,395,664)	44.50%	\$ 3,155,520	\$ 369,266	11.70%
<i>Sewer Usage</i>	\$ 3,978,202	\$ 2,060,573	\$ (1,917,629)	51.80%	\$ 1,903,414	\$ 157,159	8.26%

Water Resources Revenue:

<i>Non-Food Sales/Use Tax*</i>	\$ 2,769,498	\$ 1,353,062	\$ (1,416,436)	48.86%	\$ 1,291,046	\$ 62,016	4.80%
--------------------------------	--------------	--------------	----------------	--------	--------------	-----------	-------

Debt Service:

<i>Food Taxes*</i>	\$ 1,001,722	\$ 476,973	\$ (524,749)	47.62%	\$ 486,362	\$ (9,389)	-1.93%
--------------------	--------------	------------	--------------	--------	------------	------------	--------

*Due to normal collection cycles, the tax revenues presented in the above statement represent amounts collected as of the prior month and not of that of the period being reported.

Revenue and Expenditure Report
July 31, 2018
Wastewater Fund

	<u>2018 Adopted Budget</u>	<u>Actual as of July 31, 2018</u>	<u>Over/(Under) Budget</u>	<u>Collection/ Spending Rates</u>	<u>Prior Year Actual as of July 31, 2017</u>	<u>Current Year Over/(Under) Prior Year</u>	<u>Percent Difference</u>
Revenue							
Operating Revenue	\$ 3,978,202	\$ 2,091,173	\$ (1,887,029)	52.57%	\$ 1,925,669	\$ 165,504	8.59%
Total Water Fund Revenues	3,978,202	2,091,173	(1,887,029)	52.57%	1,925,669	165,504	8.59%
Expenditures							
Operating Expenditures	5,605,653	1,915,556	(3,690,097)	34.17%	5,237,040	(3,321,484)	-63.42%
Total Water Fund Expenditures	5,605,653	1,915,556	(3,690,097)	34.17%	5,237,040	(3,321,484)	-63.42%
Revenues Over/(Under) Expenditures	\$ (1,627,451)	\$ 175,617	\$ 1,803,068	N/A	\$ (3,311,371)	\$ 3,486,988	N/A

*Due to normal collection cycles, the tax revenues presented in the above statement represent amounts collected as of the prior month and not of that of the period being reported.

Revenue and Expenditure Report
July 31, 2018
Stormwater Fund

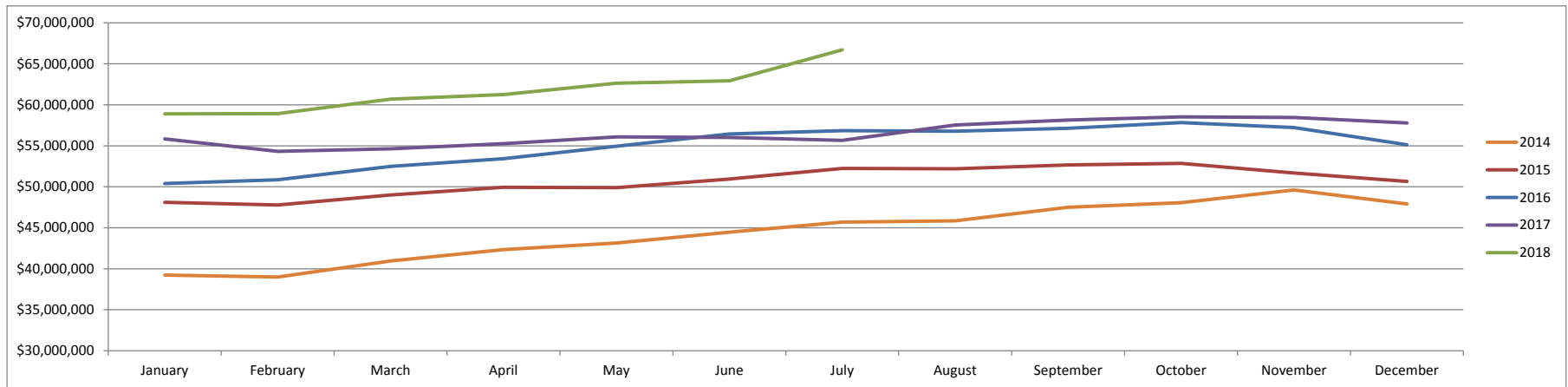
	<u>2018 Adopted Budget</u>	<u>Actual as of July 31, 2018</u>	<u>Over/(Under) Budget</u>	<u>Collection/ Spending Rates</u>	<u>Prior Year Actual as of July 31, 2017</u>	<u>Current Year Over/(Under) Prior Year</u>	<u>Percent Difference</u>
Operating Revenues							
Charges for Services							
Stormwater Charges	\$ 464,185	\$ 230,342	\$ (233,843)	49.62%	\$ 222,854	\$ 7,488	3.36%
Miscellaneous Revenues							
Investment Earnings	1,500	1,844	344	122.94%	5,062	(3,218)	-63.57%
Total Operating Revenues	465,685	232,186	(233,499)	49.86%	227,916	4,270	1.87%
Operating Expenditures							
Stormwater Collection	364,080	144,769	(219,311)	39.76%	1,564,362	(1,419,593)	-90.75%
Total Operating Expenditures	364,080	144,769	(219,311)	39.76%	1,564,362	(1,419,593)	-90.75%
Total Operating Revenues Over/(Under) Expenditures	101,605	87,417	(14,188)	86.04%	(1,336,446)	1,423,863	N/A
Other Financing Sources	-	-	-	N/A	-	-	N/A
Revenues Over/(Under) Expenditures	\$ 101,605	\$ 87,417	\$ (14,188)	86.04%	\$ (1,336,446)	\$ 1,423,863	N/A

Revenue and Expenditure Report
July 31, 2018
Sanitation Fund

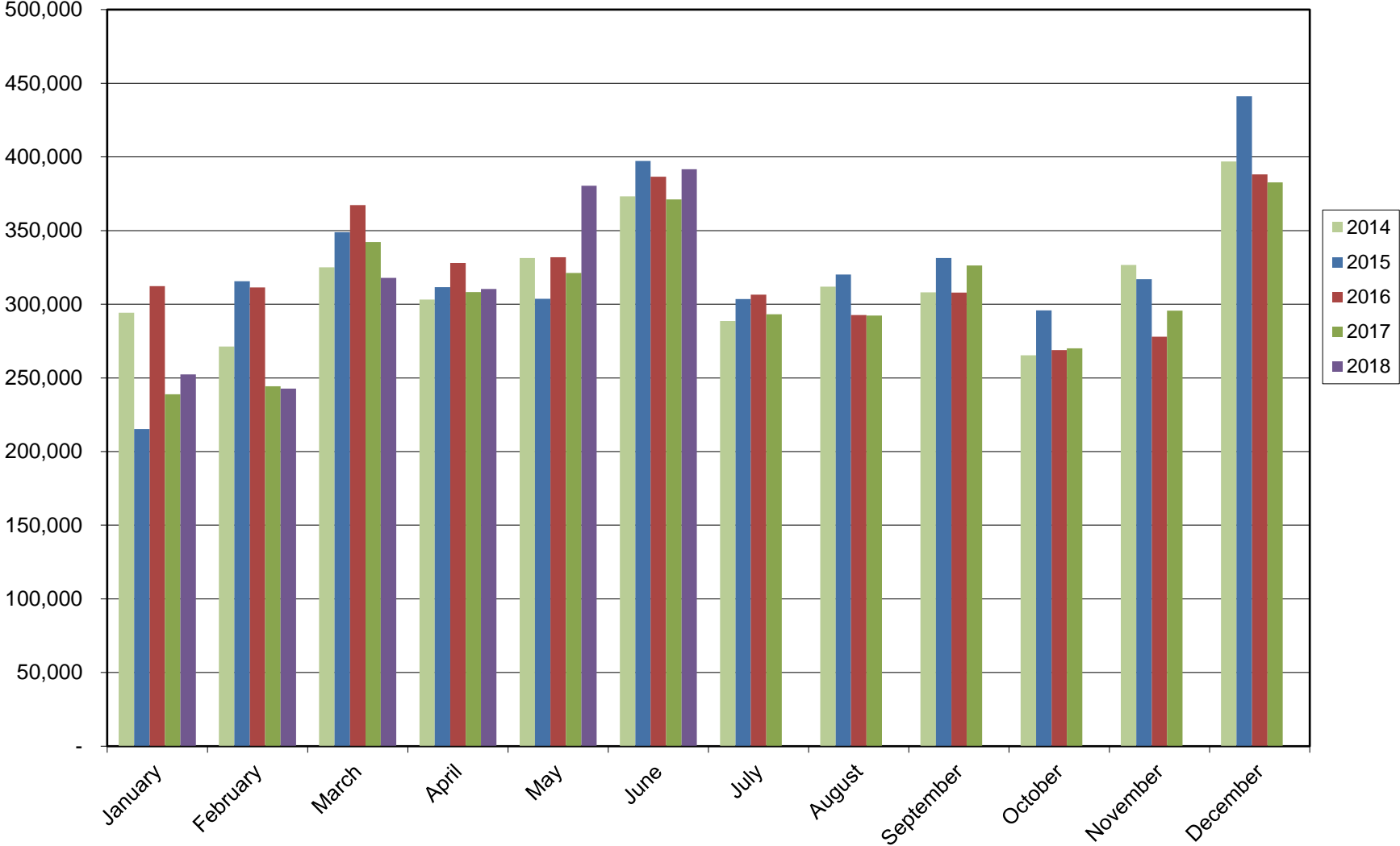
	<u>2018 Adopted Budget</u>	<u>Actual as of July 31, 2018</u>	<u>Over/(Under) Adopted Budget</u>	<u>Collection/ Spending Rates</u>	<u>Prior Year Actual as of July 31, 2017</u>	<u>Current Year Over/(Under) Prior Year</u>	<u>Percent Difference</u>
Operating Revenues							
Charges for Services							
Trash Charges	\$ 1,873,034	\$ 971,530	\$ (901,504)	51.87%	\$ 996,595	\$ (25,065)	-2.52%
Recycling Revenue	28,987	2,330	(26,657)	8.04%	11,461	(9,131)	-79.67%
Polycart Revenue	15,245	14,758	(487)	96.81%	11,216	3,542	31.58%
Total Charges for Services	<u>1,917,266</u>	<u>988,618</u>	<u>(928,648)</u>	<u>51.56%</u>	<u>1,019,272</u>	<u>(30,654)</u>	<u>-3.01%</u>
Miscellaneous Revenues							
Investment Earnings	6,000	12,410	6,410	206.83%	6,268	6,142	97.99%
Sale of Assets	-	-	-	N/A	-	-	N/A
Total Operating Revenues	<u>1,923,266</u>	<u>1,001,028</u>	<u>(922,238)</u>	<u>52.05%</u>	<u>1,025,540</u>	<u>(24,512)</u>	<u>-2.39%</u>
Operating Expenditures							
Solid Waste Collection	1,571,882	705,875	(866,007)	44.91%	651,424	54,451	8.36%
Total Operating Revenues Over/(Under) Expenditures	<u>351,384</u>	<u>295,153</u>	<u>(56,231)</u>	<u>84.00%</u>	<u>374,116</u>	<u>(78,963)</u>	<u>-21.11%</u>
Other Financing Sources	<u>-</u>	<u>-</u>	<u>-</u>	<u>N/A</u>	<u>-</u>	<u>-</u>	<u>N/A</u>
Revenues Over/(Under) Expenditures	<u>\$ 351,384</u>	<u>\$ 295,153</u>	<u>\$ (56,231)</u>	<u>84.00%</u>	<u>\$ 374,116</u>	<u>\$ (78,963)</u>	<u>-21.11%</u>

Cash Reserves

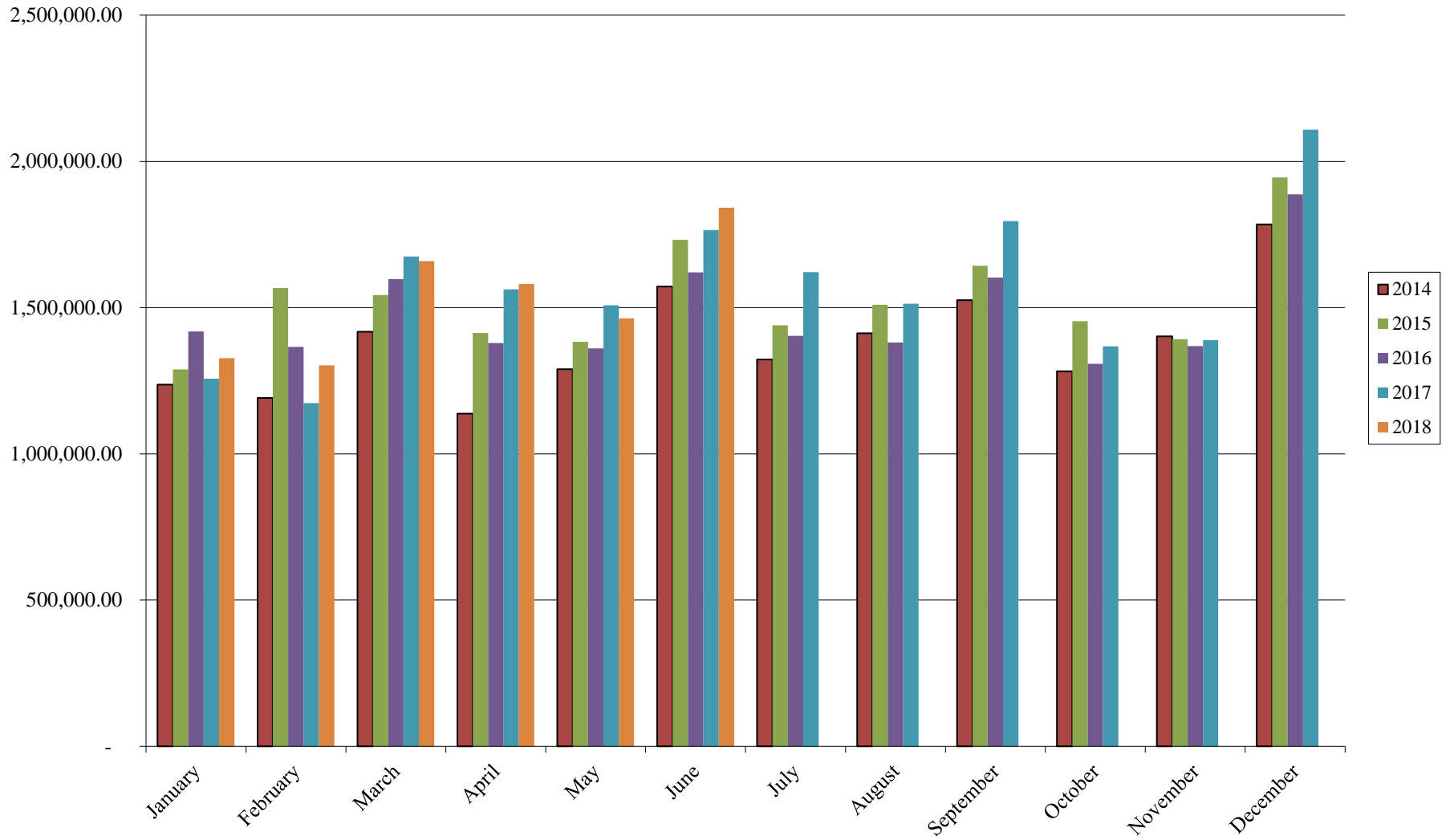
	January	February	March	April	May	2018 June	July	August	September	October	November	December
General Fund	\$21,615,980.13	\$21,284,222.26	\$21,894,764.54	\$22,158,223.23	\$22,694,917.50	\$22,158,740.49	\$23,944,143.00					
CTF	\$1,480,374.03	\$1,478,313.63	\$1,554,931.54	\$1,553,822.52	\$1,551,240.54	\$1,629,315.78	\$1,630,852.57					
CDBG	\$0.00	\$0.00	\$0.00	\$0.00	\$0.00	\$0.00	\$0.00					
Capital Projects Fund	\$20,812,124.18	\$22,412,380.24	\$23,176,504.26	\$22,869,219.66	\$23,127,854.68	\$23,425,765.66	\$24,109,747.70					
Water Fund	\$17,985,519.34	\$17,768,954.04	\$17,877,836.37	\$18,247,665.42	\$18,612,457.80	\$18,985,108.57	\$20,032,779.18					
Wastewater Fund	(\$4,856,979.69)	(\$5,907,418.62)	(\$5,779,165.16)	(\$5,649,025.35)	(\$5,481,047.85)	(\$5,455,500.12)	(\$5,296,846.99)					
Stormwater Fund	\$248,694.89	\$241,250.08	\$241,433.54	\$269,771.78	\$261,731.60	\$284,552.18	\$314,773.18					
Sanitation Fund	\$1,614,975.38	\$1,655,572.24	\$1,723,525.88	\$1,797,533.62	\$1,870,613.72	\$1,889,853.75	\$1,974,673.27					
Total	\$58,900,688.26	\$58,933,273.87	\$60,689,830.97	\$61,247,210.88	\$62,637,767.99	\$62,917,836.31	\$66,710,121.91					



Marketplace Sales Tax History



Northglenn Sales Tax History



**Tax Collected by Geographic Code
through June 2018**

Ranking	Area	YTD		\$ Change	% Change	Sample of Area Businesses
		2018	2017			
1	Marketplace	\$ 1,897,036	\$ 1,826,255	\$ 70,781	3.73%	Ross Dress for Less, Lowes, Cinzettis, Texas Roadhouse
2	NG Greens	\$ 1,009,436	\$ 914,276	\$ 95,160	10.41%	Best Buy, Boot Barn, Applebees
3	Malley	\$ 829,822	\$ 844,455	\$ (14,633)	-1.73%	Sherwin Williams, The Green Solution, Vitamin Cottage
4	City Center	\$ 658,030	\$ 639,194	\$ 18,836	2.95%	Boondocks, Ramada, Damon's, Longhorn Steakhouse
5	Washington Pointe	\$ 571,653	\$ 566,717	\$ 4,937	0.87%	O'Reilly, Albertsons, Petco, Burger King
6	Huron Crossing	\$ 559,646	\$ 536,046	\$ 23,600	4.40%	Peerless Tire, Cracker Barrel, Botanacare
7	Irma	\$ 520,926	\$ 489,791	\$ 31,135	6.36%	Pioneer Sand, Gulfeagle Supply, Family Dollar
8	Marketplace Annex	\$ 464,779	\$ 466,681	\$ (1,902)	-0.41%	McDonald, Car Toys, Taco Bell
9	Huron at 104th	\$ 265,080	\$ 260,640	\$ 4,440	1.70%	Tamale Kitchen, Natural Selectionsb Arby's, Autozone
12	Washington East	\$ 210,359	\$ 209,431	\$ 928	0.44%	Walgreens, Tires Plus, Sonic, Pizza Hut
13	Hillcrest	\$ 199,198	\$ 205,279	\$ (6,081)	-2.96%	Red Lobster, Santiagos, Fastsigns
14	Eastlake	\$ 112,719	\$ 94,347	\$ 18,372	19.47%	Circle K, Santiagos
16	Office Plaza	\$ 23,105	\$ 21,519	\$ 1,586	7.37%	Diamond Shamrock, A Hair Never There
17	Home Business	\$ 14,575	\$ 11,811	\$ 2,764	23.40%	
Total		\$ 7,336,472	\$ 7,086,442	\$ 249,923	3.53%	



July 2018

Cash Disbursements

<u>Date</u>	<u>Vendor</u>	<u>Check Number</u>	<u>Amount</u>	<u>Description</u>
General Fund				
7/6/2018	A & A Languages LLC	155539	\$ 240.00	Invoice 903332 Interpreters 6/21 6/26
7/6/2018	Absolute Graphics	155541	73.68	Beanies w/logo
7/6/2018	Absolute Graphics	155541	216.38	Jackets w/new logo
7/6/2018	Absolute Graphics	155541	837.20	Lifeguard Sweat Pants
7/6/2018	Absolute Graphics	155541	2,450.90	Lifeguard Tops T-Shirts Sweatshirts Tanks
7/6/2018	Absolute Graphics	155541	1,045.41	Lifeguard Shorts
7/6/2018	Absolute Graphics	155541	152.75	Screening for staff shirts
7/6/2018	Absolute Graphics	155541	55.20	Head guard shirts
7/6/2018	Absolute Graphics	155541	621.18	Day Camp T-Shirts
7/6/2018	Absolute Graphics	155541	252.84	Apparel
7/6/2018	Absolute Graphics	155541	163.04	Apparel
7/6/2018	Adams County Economic Development	155542	500.00	2018 Site Selection Summit - Breakfast table of 10
7/6/2018	Advance Stores Company Inc	155544	18.90	Invoice #2194-510526 - Part for Stock #1759
7/6/2018	Annas Stacy	155545	500.00	Partial Restitution T335386
7/6/2018	Bullock Jodean	155549	50.00	Restitution CR2016247
7/6/2018	Cimplx Compliance Services	155552	731.70	ACA Compliance
7/6/2018	Clarion Associates LLC	155554	9,774.86	Professional Services Rendered as of 05/31/2018
7/6/2018	Cobitco Inc	155555	68.20	Tack oil for patch truck
7/6/2018	Colorado Community Media	155557	14.76	Legal Notices CB 1905 Ord 1751
7/6/2018	Colorado Community Media	155557	13.44	Legal Notices CB 1907 Ord 1752
7/6/2018	Colorado Community Media	155557	13.44	Legal Notice Liquor License
7/6/2018	Colorado Community Media	155557	17.28	Final PUD Rezoning for MS Northglnen Ltd Partnership
7/6/2018	Colorado Community Media	155557	13.32	Approval of Permitted Use Permit to allow dog/car wash
7/6/2018	CPS Distributors Inc	155559	169.71	Irrigation
7/6/2018	CPS Distributors Inc	155559	48.58	Irrigation
7/6/2018	CPS Distributors Inc	155559	36.33	Irrigation supplies
7/6/2018	CPS Distributors Inc	155559	26.22	Irrigation supplies
7/6/2018	CPS Distributors Inc	155559	23.51	Irrigation supplies
7/6/2018	CPS Distributors Inc	155559	46.43	Irrigation supplies
7/6/2018	CPS Distributors Inc	155559	25.91	Irrigation supplies
7/6/2018	Davis Graham & Stubbs	155561	306.00	GEP-Atty Fees
7/6/2018	Dell Marketing LP	155562	2,949.64	Dell Latitude 5480 14" laptop
7/6/2018	Dell Marketing LP	155562	1,071.25	Dell Optiplex 7050 SFF
7/6/2018	Dell Marketing LP	155562	39.99	Dell slim external DVD-RW
7/6/2018	Efficiency Integrated Systems LLC	155565	180.00	Panic Alarm Monitoring for M&O from 7/2018 through 7/2019

July 2018

Cash Disbursements

<u>Date</u>	<u>Vendor</u>	<u>Check Number</u>	<u>Amount</u>	<u>Description</u>
7/6/2018	Faris Machinery	155567	66.75	Invoice #C35773 - Part for Unit #166-15
7/6/2018	Farr Britney Dawn	155569	735.70	Comedy Tonight Instructor June 5-29, 2018
7/6/2018	Gesi Paul	155573	284.00	Per Diem
7/6/2018	Golf & Sport Solutions	155574	1,701.40	Infield mix lost to wind storm
7/6/2018	Golf & Sport Solutions	155574	495.00	Infield conditioner
7/6/2018	Golf & Sport Solutions	155574	1,263.00	Infield conditioner and chalk
7/6/2018	Golf Cars of Houston LP	155575	1,200.00	4th of July-Golf Carts
7/6/2018	Gomez Alina	155576	1,715.00	Final Restitution TE003853
7/6/2018	Hankins Denise	155578	50.00	Partial Restitution T334892
7/6/2018	Heaton Corporation	155579	445.25	July janitorial services for M&O
7/6/2018	High Class Auto Glass Inc	155580	175.00	#WO22374 - Windshield Replacement on Unit #281-15
7/6/2018	KECI Colorado Inc	155583	13,769.00	Asphalt patch at WTP
7/6/2018	Lamborne Richard Sean	155585	300.00	Magical Morning Series Performrance June 21, 2018
7/6/2018	LaTierra de Esmeralsa Inc	155586	502.50	Sod loss due to wind damage
7/6/2018	Law Office of Kevin C Flesch LLC	155587	195.00	Invoice 49490 Coye
7/6/2018	Lehr Robert	155588	44.46	Expense Reimbursement
7/6/2018	Logan Kjirsten Marie	155589	750.00	Kite Camp June 25 - 29, 2018
7/6/2018	Lujan Jaime Lynne	155590	608.40	Head to Toe Instructor June 13 - Aug 8, 2018
7/6/2018	Martinez Marcel	155591	400.00	10041 Melody Dr-Fence Damages
7/6/2018	Midwest Sign & Screen Printing Supply Co	155593	720.72	Sign materials for July 4
7/6/2018	Mines & Associates P C	155594	3,375.54	Jul-Sep 2018 EAP Services
7/6/2018	Motorola Solutions Inc	155595	14,504.37	Three APX6500 7/800 MHZ Mid Power Mobile radios as per Quote #QU
7/6/2018	Moyer David	155596	525.00	Musical Theatre Instructor June 4 - July 23, 2018
7/6/2018	Murphy Mary	155597	198.00	Chair Massage June 13 - 27, 2018
7/6/2018	O'Reilly Automotive Stores Inc	155600	8.55	Invoice #2816-285548 - Part for Unit #269-11
7/6/2018	Pioneer Sand Co Inc	155604	26.94	Rock
7/6/2018	Pioneer Sand Co Inc	155604	98.67	Rock
7/6/2018	Pioneer Sand Co Inc	155604	52.75	Rock
7/6/2018	Rathbun Chad	155606	50.00	Partial Restitution T331858
7/6/2018	Roberts Christina	155607	1,974.00	Youth Theatre Instructor June 5 - July 24, 2018
7/6/2018	Signature Offset LLC	155608	1,264.53	8 pg tabloid digital images delivery
7/6/2018	Signature Offset LLC	155608	1,264.53	9 pg tabloid digital images delivery
7/6/2018	Signature Offset LLC	155608	1,583.53	10 pg tabloid digital images delivery mail prep event calendar
7/6/2018	Super-Tech Filter	155611	302.10	Invoice #298071 - Air Filters - City Wide
7/6/2018	Tech Electronics of Colorado LLC	155612	130.00	I180620349- Re-program Rec. Center Fire Alarm Panel on 6/18/18
7/6/2018	Telelanguage Inc	155613	34.88	Invoice TL97461 Sp. Interpreter
7/6/2018	US Bank NA	155616	15,595.38	#869364174825 - Fuel Purchased By City Vehicles Through 6-23-18

July 2018

Cash Disbursements

<u>Date</u>	<u>Vendor</u>	<u>Check Number</u>	<u>Amount</u>	<u>Description</u>
7/6/2018	Vermont Systems Inc	155617	1,750.00	WebTrac Updated Page
7/6/2018	Wilson & Company Inc Engineers & Architects	155619	8,365.78	Development Review for Karls Farm Development
7/10/2018	Professional Police Supply Inc	155622	1,376.47	SW Loan
7/13/2018	Brooks Victor	155625	4,420.00	August 2017-August 31, 2018
7/13/2018	Crowley Carolyn	155626	80.00	Assessment
7/13/2018	Family Support Registry	155627	463.78	Employee Withholding
7/13/2018	Family Support Registry	155627	238.00	Employee Withholding
7/13/2018	Family Support Registry	155627	838.62	Employee Withholding
7/13/2018	Family Support Registry	155627	301.00	Employee Withholding
7/13/2018	Family Support Registry	155627	233.00	Employee Withholding
7/13/2018	Fantasia Angelina	155628	258.69	Employee Withholding
7/13/2018	Fout Benjamin	155629	2,185.00	FTC/Magic-Marketing Video
7/13/2018	Myers Nate	155631	400.00	Retiree Stipend
7/13/2018	Northglenn Arts and Humanities	155632	241.00	4th of July-Ice
7/13/2018	Rocky Mountain Reserve	155633	512.05	Flex Admin
7/13/2018	Rodriguez Michele	155634	150.00	Noel NG-Brochures
7/13/2018	Safety 2000 Inc	155635	108.84	Med Cabinet-M&O
7/13/2018	Safety 2000 Inc	155635	29.60	Med Cabinet-City Hall
7/13/2018	Synchrony Bank	155636	45.00	Sam's Club Membership
7/13/2018	Verner Trevor	155637	150.00	Magic-Promo
7/13/2018	Weinrauch Paul D	155638	312.50	Mud Photos
7/20/2018	A Good Shop Inc	155639	685.88	Repair On Unit #227-15
7/20/2018	Adams County Finance Dept	155640	800.00	06/20/18 Highway & Skills.
7/20/2018	Adams County Finance Dept	155640	800.00	06/27/18 Highway & Skills.
7/20/2018	Adams County Finance Dept	155641	1,745.00	May 2018 Animal Shelter fees.
7/20/2018	Adams County Finance Dept	155642	400.00	05/29/18 Range.
7/20/2018	Advance Stores Company Inc	155643	81.08	#2194-510932 - Part for Unit #743
7/20/2018	Advance Stores Company Inc	155643	79.80	#2194-511306 - Part for Stock #3910
7/20/2018	Advance Stores Company Inc	155643	7.54	#2194-511875 - Part for Unit #594
7/20/2018	Advance Stores Company Inc	155643	32.11	#2194-511868 - Part for Unit #588
7/20/2018	Al-Flahi Tristan	155644	110.74	Reimbursement-replacement of damaged Garmin Vivoactive watch.
7/20/2018	Amerigas Propane LP	155646	380.00	Propane
7/20/2018	Aqueous Solution Inc	155647	134.00	NRC Pool Chemicals
7/20/2018	Aqueous Solution Inc	155647	261.50	NRC Pool Chemicals
7/20/2018	Aqueous Solution Inc	155647	125.50	Kiwanis Pool Chemicals
7/20/2018	Aqueous Solution Inc	155647	134.00	Kiwanis Pool Chemicals
7/20/2018	Aragon Juana Montes	155648	50.00	Partial Restitution T331821

July 2018**Cash Disbursements**

<u>Date</u>	<u>Vendor</u>	<u>Check Number</u>	<u>Amount</u>	<u>Description</u>
7/20/2018	Aranda Aurea	155649	50.00	Partial Restitution C211743
7/20/2018	AV Tech Electronics Inc	155650	1,436.90	#0073809-Repl. Lightbar W/2 Beacons & Traffic Advisor Unit #195
7/20/2018	Ayres Associates Inc	155651	6,099.95	Hazardous Substance
7/20/2018	Ayres Associates Inc	155651	415.03	Petroleum Substance
7/20/2018	Biggins James	155654	507.92	Post Employment Benefits
7/20/2018	Blair Lisa	155655	1,265.60	SWAT and CNU apparel
7/20/2018	Branded Image Apparel	155657	561.00	Cara Track Shirts
7/20/2018	Branded Image Apparel	155657	442.00	Youth Baseball Shirts
7/20/2018	Branded Image Apparel	155657	188.00	Youth Softball Shirts
7/20/2018	Branded Image Apparel	155657	922.00	Wiffleball Shirts
7/20/2018	Branded Image Apparel	155657	600.00	Silver Sneakers Visit Driver Shirts
7/20/2018	Brannan Sand & Gravel Co	155658	87.46	Asphalt for street repairs
7/20/2018	Brannan Sand & Gravel Co	155658	215.05	Asphalt for street repairs
7/20/2018	Brannan Sand & Gravel Co	155658	283.92	Asphalt for street repairs
7/20/2018	Brannan Sand & Gravel Co	155658	653.19	Asphalt for street repairs
7/20/2018	Brannan Sand & Gravel Co	155658	341.81	Asphalt for street repairs
7/20/2018	Bruckner Truck Sales	155659	854.66	Invoice #146895V - Part for Unit #164-14
7/20/2018	Castanon Maria	155660	50.00	Partial Restitution T324783
7/20/2018	Cintas Corporation No 2	155661	57.25	Invoice #4007538221 - Mat Rental for M&O Bldg. & Sign Shop
7/20/2018	Colorado Bureau of Investigation	155663	39.50	Fingerprint Check for Ian Regan
7/20/2018	Colorado Community Media	155664	999.00	Best of the Best 2018
7/20/2018	Colorado Community Media	155664	13.88	Legal Notice CB 1908
7/20/2018	Colorado Community Media	155664	14.32	Legal Notice CB 1909
7/20/2018	Colorado Community Media	155664	14.76	Legal Notice CB 1910
7/20/2018	Colorado Department of Human Services	155665	28.00	Background Check for Ian Regan
7/20/2018	Colorado Outdoor Inc	155666	450.00	Programming fee for digital sign
7/20/2018	Colorado Paint Company	155667	284.20	Althletic field paint
7/20/2018	Colorado Paint Company	155667	83.20	Althletic field paint
7/20/2018	Colorado Paint Company	155667	1,865.85	Traffic paint - Yellow black red
7/20/2018	Colorado Paint Company	155667	600.00	Traffic paint - yellow
7/20/2018	Colorado Sports & Apparel LLC	155668	2,750.00	2nd payment for projection services at summer movies 2018
7/20/2018	CPS Distributors Inc	155669	10.53	Irrigation supplies
7/20/2018	CPS Distributors Inc	155669	11.44	Irrigation supplies
7/20/2018	CPS Distributors Inc	155669	119.36	Irrigation supplies
7/20/2018	CPS Distributors Inc	155669	96.71	Irrigation
7/20/2018	CPS Distributors Inc	155669	259.92	Irrigation
7/20/2018	CPS Distributors Inc	155669	235.25	Irrigation

July 2018

Cash Disbursements

<u>Date</u>	<u>Vendor</u>	<u>Check Number</u>	<u>Amount</u>	<u>Description</u>
7/20/2018	CPS Distributors Inc	155669	34.82	Irrigation
7/20/2018	CPS Distributors Inc	155669	3.01	Irrigation
7/20/2018	CPS Distributors Inc	155669	497.04	Irrigation
7/20/2018	CPS Distributors Inc	155669	21.86	Irrigation
7/20/2018	CPS Distributors Inc	155669	328.32	Irrigation
7/20/2018	CPS Distributors Inc	155669	13.15	Irrigation
7/20/2018	CPS Distributors Inc	155669	5.75	Irrigation
7/20/2018	CPS Distributors Inc	155669	43.00	Cover
7/20/2018	CPS Distributors Inc	155669	300.35	Irrigation
7/20/2018	CPS Distributors Inc	155669	24.50	Irrigation
7/20/2018	CPS Distributors Inc	155669	84.00	Fertilizer
7/20/2018	CPS Distributors Inc	155669	3.69	Irrigation
7/20/2018	CPS Distributors Inc	155669	115.37	Irrigation
7/20/2018	Cromley Juliet Lane-Spradley	155670	840.00	Belly Dance Instructor May 23 - July 18, 2018
7/20/2018	Cromley Juliet Lane-Spradley	155670	30.00	Belly Dance Instructor May 16, 2018
7/20/2018	Cruz Beatrix Cha Cha	155671	130.90	Fitness Zumba June 12 - 29 2018
7/20/2018	Cruz Beatrix Cha Cha	155671	100.30	Fitness Zumba June 12 - 29 June 26-July 5 2018
7/20/2018	Drive Train Industries Inc	155673	21.01	#01-383283 - Part for Unit #132
7/20/2018	Drive Train Industries Inc	155673	28.41	#01-384385 - Part for Unit #568
7/20/2018	Drive Train Industries Inc	155673	1.67	#01-384263 - Part for Unit #586
7/20/2018	Dunbar Armored Inc	155674	205.89	Courier Services
7/20/2018	Faris Machinery	155679	103.90	Invoice #C34574 - Part for Unit #164-14
7/20/2018	Faris Machinery	155679	(78.00)	Invoice #C35873 - Credit for Freight
7/20/2018	First Light Video Productions Inc	155681	3,475.00	Video CC mtgs 6/4 - June 25, 2018
7/20/2018	First Light Video Productions Inc	155681	2,427.50	Economic Development Videos total of 3
7/20/2018	Genuine Parts Company	155683	143.99	#3394-372458 - Parts for unit #251
7/20/2018	Gethsemane Lutheran School	155684	270.00	Refund from Kiwanis Pool Party
7/20/2018	Granite Mountain Arts Inc	155685	467.60	STEM Art Camp June 2018
7/20/2018	Hartco Inc	155686	390.00	Graffiti removal at EB Raines
7/20/2018	Hoffman Parker Wilson & Carberry PC	155687	19,168.80	Attorney fee month ending June 18 Prosecuting Attorney fee
7/20/2018	ICLEI-Local Government for Sustainability USA	155689	9,005.00	Billing Period for the month of June 2018
7/20/2018	Integral Recoveries Inc	155690	3,299.01	Collections payment for June, 2018
7/20/2018	Johnson Auto Plaza Inc	155691	14.24	Invoice #476372 - Part for Unit #251
7/20/2018	Johnson Auto Plaza Inc	155691	58.28	#384023 - Part for unit #763-06
7/20/2018	Kay Park-Rec Corp	155692	5,681.00	New Pedal Boats for EB Rains
7/20/2018	Keesen Landscape Management Inc	155694	2,580.00	Mowing 1 on I-25
7/20/2018	Kellerman Cathleen	155695	900.00	Ukulele Instructor June 5 - July 10, 2018

July 2018

Cash Disbursements

<u>Date</u>	<u>Vendor</u>	<u>Check Number</u>	<u>Amount</u>	<u>Description</u>
7/20/2018	King Alexis Davis	155696	75.00	Judge fees
7/20/2018	Kone Inc	155697	212.01	#949949793-Monthly Elevator Service for July for NRC & City Hall
7/20/2018	Malwarebytes	155698	6,783.56	Annual renewal of Malwarebytes Endpoint Security software -
7/20/2018	Maunu Kayla	155699	126.00	Children's Dance Instructor June 6 - July 18, 2018
7/20/2018	Maunu Kayla	155699	134.40	Children's Dance Instructor June 6 - July 18, 2018
7/20/2018	Maunu Kayla	155699	100.80	Children's Dance Instructor June 6 - July 18, 2018
7/20/2018	May Jim	155700	105.83	Reimbursement
7/20/2018	Mera Franklin	155701	280.00	Karate Instructor June 4 - 27, 2018
7/20/2018	MHC Kenworth	155702	87.44	#T00305601756504 - Batteries for Unit #764-06
7/20/2018	MHC Kenworth	155702	78.48	Parts for Unit 189-11
7/20/2018	MHC Kenworth	155702	457.77	Parts Stock
7/20/2018	Moore Pamela A	155703	95.00	Fitness Essentrics June 5 - 28, 2018
7/20/2018	Mudge Dennis M	155705	100.00	Partial Restitution CE000082
7/20/2018	Murray Dahl Kuchenmeister & Renaud	155706	3,300.00	June Lobbying Services
7/20/2018	Networkfleet Inc	155707	113.70	June GPS fees for code vehicles
7/20/2018	Networkfleet Inc	155707	56.85	June GPS fees for sweepers & graffiti truck
7/20/2018	Nicoletti-Flater Assoc	155708	1,395.00	Pre-Employment psychological exams for June 2018.
7/20/2018	North Metro Rescue District	155709	50.00	Reimbursement Acct 15-2936A
7/20/2018	North Suburban Medical Center	155710	50.00	Patient No.45003819999 Garcia
7/20/2018	Northglenn Community Foundation	155711	2,433.75	Firecrackers and Flapjacks July 4th Race
7/20/2018	Northglenn Senior Organization	155712	574.00	NSO Reimburesmnet June 2018
7/20/2018	O'meara Ford Center Inc	155713	182.97	#974150 - Part for Stock #5055
7/20/2018	Pace Victoria	155715	2,600.00	2nd Payment NYTA Performing Arts Camps Summer 2018
7/20/2018	Padilla Ernestine	155716	38.00	Refund Finance for Rec Center Punch Pass
7/20/2018	Pioneer Sand Co Inc	155717	682.41	Flagstone
7/20/2018	Pioneer Sand Co Inc	155717	417.18	Flagstone and sand
7/20/2018	Pioneer Sand Co Inc	155717	51.54	Sand
7/20/2018	Pioneer Sand Co Inc	155717	167.80	Mulch
7/20/2018	Pioneer Sand Co Inc	155717	125.90	Redwood mulch
7/20/2018	Pioneer Sand Co Inc	155717	125.90	Redwood mulch
7/20/2018	Postmaster	155718	4,859.67	Postage for Fall 2018 Activity Guide
7/20/2018	Potestio Brothers Equipment Co	155719	330.75	#74475P - Part for Unit #588
7/20/2018	Potter David	155720	55.00	Fitness Yoga July 11, 2018
7/20/2018	Pros Plus LLC	155722	570.00	Adult Softball Summer 2018 Umpires
7/20/2018	Safe Built Colorado Inc	155727	51,228.08	June Fees
7/20/2018	Saucedo Juana	155729	200.00	Partial Restitution T326823
7/20/2018	Scharfenberg Kelli	155730	75.85	Reimbursement

July 2018**Cash Disbursements**

<u>Date</u>	<u>Vendor</u>	<u>Check Number</u>	<u>Amount</u>	<u>Description</u>
7/20/2018	Schmick Dan	155731	92.02	Reimbursement
7/20/2018	Scudder Press Inc	155732	859.00	NHS Parking and Visitor Parking Permits
7/20/2018	Signature Offset LLC	155733	1,264.53	11 pg tabloid digital images delivery mail prep
7/20/2018	Strzalkowski Thomas	155735	1,000.00	Fencing Instructor July 9 - July 13, 2018
7/20/2018	Teldon Pamela	155736	421.26	Restitution T334491
7/20/2018	Thermo Fluids Inc	155737	80.00	# 77270435-Used Oil Pickup from FleetServices Used Oil Generator
7/20/2018	Transwest Trucks Inc	155738	49.00	1P88411 - Part for unit #170-13
7/20/2018	United Site Services	155739	1,255.00	Northwest Open Space restrooms
7/20/2018	United Site Services	155739	235.00	Danahy restroom
7/20/2018	United Site Services	155739	575.00	EB Rains restrooms
7/20/2018	United Site Services	155739	90.00	Scout restroom
7/20/2018	United Site Services	155739	125.00	Wyco restroom
7/20/2018	United States Postal Service	155740	4,347.20	Postage for August 18 NG Connection
7/20/2018	Vonage Business Inc	155741	356.59	July telephone & voicemail svc - WTP
7/20/2018	Vonage Business Inc	155741	680.97	July telephone & voicemail svc - NRC
7/20/2018	Vonage Business Inc	155741	1,237.77	July telephone & voicemail svc - M&O
7/20/2018	Vonage Business Inc	155741	4,218.53	July telephone & voicemail svc - CHall & WWTP
7/20/2018	Waldman Angila	155742	926.80	Theatre Instructor June 7-July 12, 2018
7/20/2018	Wee Bee Costumes LLC	155743	450.00	Costume Payment for July 23, 2018
7/20/2018	Williams Melinda	155744	30.00	Partial Restitution C210239
7/20/2018	Wilson & Company Inc Engineers & Architects	155745	5,064.50	Professional Services from May 19 - June 15, 2018
7/20/2018	Xcel Energy	155747	98.44	Electric Usage
7/20/2018	Xcel Energy	155747	145.68	Electric Usage
7/20/2018	Xcel Energy	155747	14.60	Electric Usage
7/20/2018	Xcel Energy	155747	1,357.69	Electric Usage
7/20/2018	Xcel Energy	155747	6,298.24	Electric Usage
7/20/2018	Xcel Energy	155747	171.34	Electric Usage
7/20/2018	Xcel Energy	155747	8,654.69	Electric Usage
7/20/2018	Xcel Energy	155747	46,047.92	Electric Usage
7/20/2018	Xcel Energy	155747	69.92	Electric Usage
7/20/2018	Xcel Energy	155747	2,665.19	Electric Usage
7/20/2018	Xcel Energy	155747	13.41	Electric Usage
7/20/2018	Xcel Energy	155747	192.10	Electric Usage
7/20/2018	Xerox Corporation	155748	87.61	Monthly Leases
7/20/2018	Xerox Corporation	155748	68.41	Monthly Leases
7/20/2018	Xerox Corporation	155748	224.80	Monthly Leases
7/20/2018	Xerox Corporation	155748	148.46	Monthly Leases

July 2018

Cash Disbursements

<u>Date</u>	<u>Vendor</u>	<u>Check Number</u>	<u>Amount</u>	<u>Description</u>
7/20/2018	Xerox Corporation	155748	165.93	Monthly Leases
7/20/2018	Xerox Corporation	155748	137.08	Monthly Leases
7/20/2018	Xerox Corporation	155748	241.78	Monthly Leases
7/20/2018	Xerox Corporation	155748	38.49	Monthly Leases
7/20/2018	Xerox Corporation	155748	144.97	Monthly Leases
7/20/2018	Xerox Corporation	155748	12.19	Monthly Leases
7/20/2018	Xerox Corporation	155748	101.21	Monthly Leases
7/20/2018	Xerox Corporation	155748	163.59	Monthly Leases
7/20/2018	Xerox Corporation	155748	162.65	Monthly Leases
7/20/2018	Xerox Corporation	155748	876.03	Monthly Leases
7/20/2018	Xerox Corporation	155748	488.64	Monthly Leases
7/20/2018	Xerox Corporation	155748	134.99	Monthly Leases
7/20/2018	Xerox Corporation	155748	7.10	Monthly Leases
7/20/2018	Xerox Corporation	155748	5.13	Monthly Leases
7/20/2018	Xerox Corporation	155748	59.82	Monthly Leases
7/20/2018	Xerox Corporation	155748	4.73	Monthly Leases
7/27/2018	A&E Tire Inc	155751	226.20	#495431-00 - Tires for unit #559
7/27/2018	Advance Stores Company Inc	155752	30.76	#2194-512697 - Part for unit #507-16
7/27/2018	Advance Stores Company Inc	155752	9.56	#2194-512188 - Part for unit #101-12
7/27/2018	Advance Stores Company Inc	155752	4.34	#2194-512211 - Part for unit #559
7/27/2018	Autozone Inc	155753	19.59	#0830505811 - Part for unit #101-12
7/27/2018	AV Tech Electronics Inc	155754	70.00	#0074007-IN - Part for unit #127-12
7/27/2018	Bruckner Truck Sales	155755	77.35	#146651V - Part for unit #164
7/27/2018	CALA Marketing	155756	910.00	Magic-Promo
7/27/2018	Cintas Corporation No 2	155757	57.25	Mat rental for M&O
7/27/2018	CIRSA	155758	20,563.90	PC6004383-1
7/27/2018	Colorado Occupational Medicine Physicians	155759	35.00	Drug Screens
7/27/2018	Colorado Occupational Medicine Physicians	155759	70.00	Drug Screens
7/27/2018	Colorado Occupational Medicine Physicians	155759	70.00	Drug Screens
7/27/2018	Colorado Occupational Medicine Physicians	155759	420.00	Physicals
7/27/2018	Colorado Occupational Medicine Physicians	155759	105.00	Physical/Drug Screen
7/27/2018	Earth Green Soil Amenities Inc	155761	5,055.00	Stonehocker Fence Rehab
7/27/2018	Earth Green Soil Amenities Inc	155761	300.00	11654 Pennsylvania St-Fence Repair
7/27/2018	Earth Green Soil Amenities Inc	155761	6,500.00	NW corner of 104th/Grant-Fence Repair
7/27/2018	Earth Green Soil Amenities Inc	155761	(400.00)	10041 Melody Dr-Job not done
7/27/2018	Family Support Registry	155762	463.78	Employee Withholding
7/27/2018	Family Support Registry	155762	238.00	Employee Withholding

July 2018**Cash Disbursements**

<u>Date</u>	<u>Vendor</u>	<u>Check Number</u>	<u>Amount</u>	<u>Description</u>
7/27/2018	Family Support Registry	155762	838.62	Employee Withholding
7/27/2018	Family Support Registry	155762	301.00	Employee Withholding
7/27/2018	Fantasia Angelina	155763	258.69	Employee Withholding
7/27/2018	Faris Machinery	155764	71.54	#C36220 - Parts for unit #744
7/27/2018	Genuine Parts Company	155765	88.36	Invoice #3394-371156 - Part for Stock #400106
7/27/2018	Genuine Parts Company	155765	(77.26)	Invoice #3394-372548 - Part Return From Invoice #3394-371156
7/27/2018	Innovest Portfolio Solutions LLC	155767	8,335.22	Consulting Fees
7/27/2018	Innovest Portfolio Solutions LLC	155767	3,572.23	Consulting Fees
7/27/2018	Kaplan Bradley	155768	575.00	Magic-Performing bartender
7/27/2018	Kone Inc	155770	212.01	#949910195 - May Elevator Maintenance for City Hall & Rec Ctr
7/27/2018	Logan William	155771	400.00	Retiree Stipend
7/27/2018	MorSports & Events Inc	155772	395.00	CPPC Registration-Small
7/27/2018	Narva Enterprises LLC	155773	390.00	AED Maintenance
7/27/2018	NPD Benevolence Fund	155774	242.00	Flower Fund
7/27/2018	Phantom Enterprises Inc	155775	2,000.00	Magic Fest-Entertainment
7/27/2018	Pinnacol Assurance	155776	514.62	Claim
7/27/2018	Pinnacol Assurance	155776	1,102.74	Claims
7/27/2018	S&B Porta-Bowl Restrooms Inc	155777	4,020.00	4th of July-Restrooms
7/27/2018	Sunbelt Rentals Inc	155779	1,287.24	4th of July-Power
7/27/2018	Sungelo David	155780	245.00	Magic-Operations
7/27/2018	Super-Tech Filter	155781	68.76	Invoice #298131 - Air Filters - City Wide
7/27/2018	Super-Tech Filter	155781	79.80	Invoice #2980700 - Air Filters - City Wide
7/27/2018	Tri-County Health Dept	155782	100.00	Hep B Immunizations
7/27/2018	Walker Neil	155783	168.10	Tshirt printing
7/27/2018	Weinrauch Paul D	155784	250.00	Wiffleball Photos

Conservation Trust Fund

7/20/2018	CTL Thompson Inc	155672	590.00	Croke bridge soil work
-----------	------------------	--------	--------	------------------------

Capital Projects Fund

7/6/2018	ABCO Contracting Inc	155540	92,378.95	Marketplace Pedestrian Bridge Rehab Project
7/6/2018	CTL Thompson Inc	155560	2,287.00	2018 On-Call Geotechnical Engineering Services for Ralston House
7/6/2018	Hoefer Wysocki Architects LLC	155581	24,599.74	Archhitects for Design and Engineering Services for the Northgle
7/6/2018	Insight Public Sector Inc	155582	12,108.00	Microsoft Windows Server 2016 Datacenter -License
7/6/2018	Insight Public Sector Inc	155582	578.80	Microsoft Windows Server 2016 Standard -License

July 2018**Cash Disbursements**

<u>Date</u>	<u>Vendor</u>	<u>Check Number</u>	<u>Amount</u>	<u>Description</u>
7/6/2018	Matrix Design Group Inc	155592	1,415.00	Marketplace Pedistrian Bridge Rehab
7/6/2018	Project One Integrated Services LLC	155605	4,183.00	Professional Services through May 31, 2018
7/6/2018	Stanley Consultants	155610	3,422.50	Period of May 20 - June 16, 2018
7/13/2018	Mountain High Appliance Inc	155630	25,458.50	New Justice Center appliances per Bid #116187.
7/20/2018	CTL Thompson Inc	155672	1,577.00	2018 On-Call Geotechnical Engineering Services - Ralston House
7/20/2018	Project One Integrated Services LLC	155721	9,734.00	Professional Services through June 30, 2018
7/20/2018	San Engineering LLC	155728	1,995.00	Dugout analysis
7/20/2018	Southwest Mobile Storage Inc	155734	112.20	Services from 06/25/18 to 07/22/18
7/27/2018	Southwest Mobile Storage Inc	155778	112.20	Rental from 05/28/18 to 06/24/18

Water & Wastewater Fund

7/6/2018	Absolute Graphics	155541	415.89	Apparel
7/6/2018	Absolute Graphics	155541	58.25	Apparel
7/6/2018	Absolute Graphics	155541	227.55	Apparel
7/6/2018	Adams Twelve Five Star Schools	155543	2,746.50	05/2018 Water Festival
7/6/2018	AUSTIN STEPHEN	155546	83.00	Refund Check
7/6/2018	Browns Hill Engineering & Controls Inc	155548	1,077.30	Booster Pump
7/6/2018	Browns Hill Engineering & Controls Inc	155548	309.30	Calibrate Influent Flow Meter. Report emailed to MF
7/6/2018	CH Diagnostic & Consulting Ser	155550	590.00	Surface MPA.
7/6/2018	Chemtrade Chemicals Corporation	155551	3,934.98	6/13/18 Aluminum Sulfate 11.275 @ \$349 per ton
7/6/2018	City of Northglenn	155553	100.00	Water Rebate - 9213
7/6/2018	City of Northglenn	155553	75.00	Water Rebate - 9649
7/6/2018	City of Northglenn	155553	100.00	Water Rebate - 5379
7/6/2018	City of Northglenn	155553	75.00	Water Rebate - 5381
7/6/2018	City of Northglenn	155553	75.00	Water Rebate - 5531
7/6/2018	Colorado Analytical Lab	155556	273.60	Cyanide Total.
7/6/2018	Colorado Analytical Lab	155556	425.00	503 Sludge Reg & Fecal Coliform.
7/6/2018	Core & Main LP	155558	354.00	6" Strainer Gasket
7/6/2018	Dell Marketing LP	155562	5,356.25	Dell Optiplex 7050 SFF
7/6/2018	Ditch and Reservoir Company Alliance (DARCA)	155563	250.00	2018 Annual Membership Dues
7/6/2018	DPC Industries Inc	155564	5,601.08	6/12/18 Sodium Hypochlorite 4517 gal @ \$1.24
7/6/2018	DPC Industries Inc	155564	5,616.99	6/6/18 Sodium Hydroxide 4041 gal @ \$1.39 per gal
7/6/2018	Evoqua Water Technologies LLC	155566	389.55	NaCL.
7/6/2018	Evoqua Water Technologies LLC	155566	13,016.48	6/15/18 Bioxide 3796 gal @ \$3.429 per gal.
7/6/2018	Evoqua Water Technologies LLC	155566	15,811.95	6/17/18 Bioxide +71 3850 @ \$4.107.
7/6/2018	Farmers Reservoir & Irrigation	155568	11,530.89	June Statement May Billing

July 2018

Cash Disbursements

<u>Date</u>	<u>Vendor</u>	<u>Check Number</u>	<u>Amount</u>	<u>Description</u>
7/6/2018	Fischer Brown & Gunn PC	155570	242.25	17CW3204 Balck Hawk. Services Rendered through 04/30/18
7/6/2018	Fischer Brown & Gunn PC	155570	89.25	17CW3210 City of Arvada. Services Rendered through 04/30/2018
7/6/2018	Fischer Brown & Gunn PC	155570	2,967.85	18CW3007 - FRICO Standley Change. Svs rendered - 04/30/18
7/6/2018	Fischer Brown & Gunn PC	155570	368.94	18CW3043 FRICO. Services Rendered through 04/30/18
7/6/2018	Fischer Brown & Gunn PC	155570	2,019.60	General. Services Rendered through 04/30/2018
7/6/2018	General Air Service & Supply Co	155572	131.22	Cylinder Rentals; Helium Nitrogen etc.
7/6/2018	Hach Company	155577	2,768.08	db TU5300sc Turb
7/6/2018	Heaton Corporation	155579	445.25	July janitorial services for M&O
7/6/2018	Heaton Corporation	155579	536.50	July janitorial services for WTF
7/6/2018	Heaton Corporation	155579	101.25	July janitorial services for WWTF
7/6/2018	Keesen Landscape Management Inc	155584	1,590.00	WTF Mowing & Weed Control
7/6/2018	Keesen Landscape Management Inc	155584	250.00	WTF Mowing & Weed Control
7/6/2018	Keesen Landscape Management Inc	155584	5,040.00	WWTP Mowing & Weed Control
7/6/2018	Keesen Landscape Management Inc	155584	500.00	WWTP Mowing & Weed Control
7/6/2018	Nalco Company	155598	6,747.30	6/12/18 CAT_FLOC 4590 lbs @ \$1.47 per lbs.
7/6/2018	National Meter & Automation In	155599	5,319.88	Residential Water Meter/Reader Replacement Purchase
7/6/2018	Onset Computer Corp	155602	142.00	HOBO MX TidbiT 400
7/6/2018	Output Services Inc	155603	3,600.00	UB Mailing 2018
7/6/2018	Super-Tech Filter	155611	302.10	Invoice #298071 - Air Filters - City Wide
7/6/2018	TZA Water Engineers Inc	155614	6,693.00	Professional Services from 04/29/2018 to 05/26/2018
7/6/2018	UNCC	155615	925.10	#218060630 - RTL Transmissions Thru 6-30-18
7/6/2018	Xcel Energy	155621	53.54	Gas Usage
7/6/2018	Xcel Energy	155621	337.54	Gas Usage
7/20/2018	American Water Works Association	155645	25.00	Training Workshop 7/27/18
7/20/2018	BARTON ESTATE MARY	155652	403.80	Refund Check
7/20/2018	BlueTarp Financial Inc	155656	1,899.50	Hotsey Purchase.
7/20/2018	BlueTarp Financial Inc	155656	1,900.49	Hotsey Purchase.
7/20/2018	Colorado Analytical Lab	155662	42.40	Cyanide-Weak & Potentially Diss. Metals.
7/20/2018	Colorado Analytical Lab	155662	42.40	Cyanide-Weak & Potentially Diss. Metals.
7/20/2018	Colorado Analytical Lab	155662	54.40	Cyanide-Weak & Potentially Diss. Metals.
7/20/2018	Dunbar Armored Inc	155674	308.84	Courier Services
7/20/2018	Energy Laboratories Inc	155675	1,988.00	Annual Organics/LL HG
7/20/2018	Environmental Resource Associates	155676	212.00	Halomethanes (THMs) Potable WatR (2)
7/20/2018	Environmental Resource Associates	155676	225.25	Haloacetic Acids (HHA) PotableWatR (2)
7/20/2018	Environmental Resource Associates	155676	81.00	Oil & Gease Concentrate WasteWatR
7/20/2018	Eurofins Eaton Analytical Inc	155677	300.00	UCMR4 545 \DW\FS
7/20/2018	Eurofins Eaton Analytical Inc	155677	150.00	UCMR4 546 \DW\FS

July 2018

Cash Disbursements

<u>Date</u>	<u>Vendor</u>	<u>Check Number</u>	<u>Amount</u>	<u>Description</u>
7/20/2018	Evoqua Water Technologies LLC	155678	389.55	NaCL Pallet
7/20/2018	Evoqua Water Technologies LLC	155678	389.55	NaCL Pallet
7/20/2018	Faris Machinery	155679	12,497.50	New Gorman-Rupp 4"x 4" Priming Assisted Centrifugal Pump Only
7/20/2018	Faris Machinery	155679	4,347.50	New Gorman-Rupp Model PA4A60-4045T 4" x 4" Pump Trailer
7/20/2018	Faris Machinery	155679	12,497.50	New Gorman-Rupp 4"x 4" Priming Assisted Centrifugal Pump Only
7/20/2018	Faris Machinery	155679	4,347.50	New Gorman-Rupp Model PA4A60-4045T 4" x 4" Pump Trailer
7/20/2018	Ferguson EnterprisesInc	155680	7,010.52	Motor Control Valve for Jockey Pump
7/20/2018	HUMBLE BEGINNINGS 7 LLC	155688	70.77	Refund Check
7/20/2018	KAYLON KRISTY	155693	66.28	Refund Check
7/20/2018	Kone Inc	155697	212.00	#949949793-Monthly Elevator Service for July for NRC & City Hall
7/20/2018	Malwarebytes	155698	2,261.19	Annual renewal of Malwarebytes Endpoint Security software -
7/20/2018	Mountain View Water Users	155704	40.00	2000 gal. Water Usage.
7/20/2018	Networkfleet Inc	155707	37.90	June GPS fees for utilities trucks
7/20/2018	Output Services Inc	155714	932.19	UB Printing 2018
7/20/2018	Raatz William Adam	155723	4,864.00	Proposal for Facility Assessment of the Bunker Hill Lift Station
7/20/2018	Raatz William Adam	155723	568.00	WWTP UV Upgrades (Engineering Consultant)
7/20/2018	Resource Central	155724	1,122.00	Slow the Flow Community Program. June 2018
7/20/2018	Rocky Mountain Power Generation Inc	155726	3,152.60	Controller IG-NT GC EM0046A79
7/20/2018	Rocky Mountain Power Generation Inc	155726	332.00	Remote Annunciator EM21GLRABAA.
7/20/2018	Rocky Mountain Power Generation Inc	155726	983.00	Analog Expansion Module I-AOUT8
7/20/2018	Rocky Mountain Power Generation Inc	155726	712.00	Combo I/O MModule IGS-PTM
7/20/2018	Vonage Business Inc	155741	118.86	July telephone & voicemail svc - WTP
7/20/2018	Vonage Business Inc	155741	226.98	July telephone & voicemail svc - NRC
7/20/2018	Vonage Business Inc	155741	412.58	July telephone & voicemail svc - M&O
7/20/2018	Vonage Business Inc	155741	1,406.17	July telephone & voicemail svc - CHall & WWTP
7/20/2018	Win-911 Software	155746	800.00	WIN-911 Annual Software Support Plan. License 8004033. Valid 9/1
7/20/2018	Xcel Energy	155747	18,294.56	Electric Usage
7/20/2018	Xcel Energy	155747	66.34	Electric Usage
7/20/2018	Xcel Energy	155747	5,290.47	Electric Usage
7/20/2018	Xerox Corporation	155748	21.60	Monthly Leases
7/20/2018	Xerox Corporation	155748	348.85	Monthly Leases
7/20/2018	Xerox Corporation	155748	127.77	Monthly Leases
7/20/2018	Xerox Corporation	155748	48.87	Monthly Leases
7/20/2018	Xerox Corporation	155748	80.04	Monthly Leases
7/20/2018	Xerox Corporation	155748	4.72	Monthly Leases
7/20/2018	Xerox Corporation	155748	7.96	Monthly Leases
7/20/2018	Xerox Corporation	155748	100.68	Monthly Leases

July 2018**Cash Disbursements**

<u>Date</u>	<u>Vendor</u>	<u>Check Number</u>	<u>Amount</u>	<u>Description</u>
7/20/2018	Xerox Corporation	155748	1.05	Monthly Leases
7/20/2018	Xerox Corporation	155748	8.20	Monthly Leases
7/27/2018	Colorado Occupational Medicine Physicians	155759	105.00	Drug Screen/Physical
7/27/2018	Core & Main LP	155760	148.71	Invoice #J142306 - Repair Clamps
7/27/2018	Core & Main LP	155760	789.58	Invoice #J141356 - Copper Fittings
7/27/2018	Family Support Registry	155762	233.00	Employee Withholding
7/27/2018	Henkels & McCoy Inc	155766	2,000.00	Construction Water Meter Deposit Refund - 421 W. 112th Ave.
7/27/2018	Key Underground LLC	155769	1,965.00	Construction Water Meter Deposit Refund Less Missing Wrench \$ 35
7/27/2018	Kone Inc	155770	212.00	#949910195 - May Elevator Maintenance for City Hall & Rec Ctr
7/27/2018	Pinnacol Assurance	155776	632.90	Claim

Stormwater Fund

7/20/2018	Xerox Corporation	155748	27.66	Monthly Leases
-----------	-------------------	--------	-------	----------------

Sanitation Fund

7/6/2018	Absolute Graphics	155541	296.31	Apparel
7/6/2018	BFI Waste Systems of North America	155547	8,446.13	Jun 1-15 landfill fee for residential trash disposal
7/6/2018	Front Range Landfill	155571	793.02	Back up landfill fee for Jun 1-15
7/6/2018	Occupational Health Centers of the Southwest PA PC	155601	95.50	DOT Recert and Physical
7/6/2018	Stallan Lisa	155609	1,390.80	Payment for Damages
7/6/2018	Whitesides Boots & Clothing	155618	150.00	Work boots for Public Works
7/6/2018	WM Recycle America LLC	155620	3,599.56	May \$23.36/ton fee for residential recycling
7/20/2018	BFI Waste Systems of North America	155653	7,871.13	June 16-30 landfill fee for residential trash disposal
7/20/2018	BFI Waste Systems of North America	155653	52.90	June 16-30 landfill fee for WWTP
7/20/2018	Front Range Landfill	155682	1,039.16	Backup landfill fee for June 16-30
7/20/2018	Networkfleet Inc	155707	132.65	June GPS fees for trash trucks
7/20/2018	Rhinehart Oil Co Inc	155725	621.74	Diesel exhaust fluid
7/20/2018	Rhinehart Oil Co Inc	155725	225.00	DEF auto nozzle
7/20/2018	Xcel Energy	155747	250.73	Electric Usage
7/20/2018	Xerox Corporation	155748	5.55	Monthly Leases
7/27/2018	Colorado Occupational Medicine Physicians	155759	90.00	DOT Exam

Grand Total	\$ 835,260.00
--------------------	----------------------

CITY OF NORTHGLENN
MAYOR / CITY COUNCIL
2018 OPERATING EXPENDITURES

DATE	TYPE	VENDOR	TOTAL	COUNCILPERSON										Comment	
				Mayor	Dodge	Sauers	Leighty	Downing	Brown B	Whitman	Mullica	Esquibel	Willford		
General Fund 10															
61100 Professional Services															
02/08/18	Check	Hoffmann, Parker, Wilson, & Carberry	22,602.10	22,602.10											City Attorney Fee for January 2018
02/08/18	Check	Hoffmann, Parker, Wilson, & Carberry	3,000.00	3,000.00											Prosecuting Attorney for January 2018
02/28/18	Check	Murray Dahl Kuchenmeister & Renaud	3,300.00	3,300.00											Lobbying Services
03/06/18	Check	i3 Integration	7,000.00	7,000.00											Facilitators for 2018 City Council retreat
03/07/18	Check	Hoffmann, Parker, Wilson, & Carberry	14,314.96	14,314.96											City Attorney Fee for February 2018
03/07/18	Check	Hoffmann, Parker, Wilson, & Carberry	3,000.00	3,000.00											Prosecuting Attorney for February 2018
03/13/18	Check	Murray Dahl Kuchenmeister & Renaud	3,300.00	3,300.00											Lobbying Services
04/09/18	Check	Hoffmann, Parker, Wilson, & Carberry	13,651.51	13,651.51											City Attorney Fee for March 2018
04/09/18	Check	Hoffmann, Parker, Wilson, & Carberry	3,000.00	3,000.00											Prosecuting Attorney for March 2018
04/10/18	Check	Murray Dahl Kuchenmeister & Renaud	3,300.00	3,300.00											Lobbying Services
05/07/18	Check	Hoffmann, Parker, Wilson, & Carberry	12,209.14	12,209.14											City Attorney Fee for April 2018
05/07/18	Check	Hoffmann, Parker, Wilson, & Carberry	3,000.00	3,000.00											Prosecuting Attorney for April 2018
05/08/18	Check	Murray Dahl Kuchenmeister & Renaud	3,300.00	3,300.00											Lobbying Services
06/08/18	Check	Hoffmann, Parker, Wilson, & Carberry	10,434.00	10,434.00											City Attorney Fee for May 2018
06/08/18	Check	Hoffmann, Parker, Wilson, & Carberry	3,000.00	3,000.00											Prosecuting Attorney for May 2018
06/08/18	Check	Murray Dahl Kuchenmeister & Renaud	3,300.00	3,300.00											Lobbying Services
07/10/18	Check	Murray Dahl Kuchenmeister & Renaud	3,300.00	3,300.00											Lobbying Services
07/13/18	Check	Hoffmann, Parker, Wilson, & Carberry	16,168.80	16,168.80											City Attorney Fee for June 2018
07/13/18	Check	Hoffmann, Parker, Wilson, & Carberry	3,000.00	3,000.00											Prosecuting Attorney for June 2018
Total Professional Services															
	Actual		134,180.51	134,180.51	-	-	-	-	-	-	-	-	-	-	-
	Budget		280,000.00	280,000.00	-	-	-	-	-	-	-	-	-	-	-
	Variance		145,819.49	145,819.49	-	-	-	-	-	-	-	-	-	-	-
61500 Communication Services															
01/04/18	Check	Scudder Press	344.51	344.51											Legislative Policy Guides
01/31/18	Pcard	Usps	49.00	49.00											Postage stamps
02/01/18	Check	Scudder Press	624.97									312.48		312.49	Ward 4 Community meeting postcards
03/31/18	Pcard	Scudder Press	542.87			271.44	271.43								Ward 1 Community meeting postcards
04/30/18	Pcard	Scudder Press	668.33					334.17	334.16						Ward 2 Community meeting postcards
06/30/18	Pcard	Scudder Press	1,091.18									545.59		545.59	Ward 4 Community meeting postcards
Total Communication Services															
	Actual		3,320.86	393.51	-	271.44	271.43	334.17	334.16	-	-	-	858.07	858.08	
	Budget		20,100.00	20,100.00	-	-	-	-	-	-	-	-	-	-	-
	Variance		16,779.14	19,706.49	-	(271.44)	(271.43)	(334.17)	(334.16)	-	-	-	(858.07)	(858.08)	
61600 Training/Registration															
01/31/18	Pcard	Frontier Airlines	941.20									470.60		470.60	NLC Spring Conference - airfare
01/31/18	Pcard	Colorado Municipal League	110.00					110.00							CML 2018 Legislative Workshop registration
01/31/18	Pcard	National League of Cities	970.00											970.00	NLC Spring Conference - registration
01/31/18	Pcard	Hotels.com	1,342.28											671.14	NLC Spring Conference - lodging
01/31/18	Pcard	National League of Cities	1,160.00									1,160.00			NLC Spring Conference - registration
01/31/18	Pcard	Colorado Municipal League	110.00			110.00									CML 2018 Legislative Workshop registration
01/31/18	Pcard	Metro North Chamber of Commerce	35.00			35.00									MNCC Economic Forecast breakfast
01/31/18	Pcard	Colorado Municipal League	110.00									110.00			CML 2018 Legislative Workshop registration
02/15/18	Check	Julie Duran Mullica	250.00									250.00			NLC Spring Conference
02/15/18	Check	Jenny Willford	250.00											250.00	NLC Spring Conference
02/28/18	Pcard	Colorado Municipal League	85.00									85.00			Effective Governance for Municipal Officials registration
02/28/18	Pcard	Metro North Chamber of Commerce	35.00					35.00							MNCC Economic Forecast breakfast meeting
02/28/18	Pcard	Marriott Vail Mountain	199.84						199.84						CML Conference - lodging deposit
02/28/18	Pcard	Marriott Vail Mountain	199.84									199.84			CML Conference - lodging deposit
02/28/18	Pcard	Marriott Vail Mountain	199.84											199.84	CML Conference - lodging deposit
02/28/18	Pcard	Marriott Vail Mountain	199.84							199.84					CML Conference - lodging deposit
02/28/18	Pcard	Marriott Vail Mountain	199.84												CML Conference - lodging deposit
02/28/18	Pcard	Marriott Vail Mountain	199.84												CML Conference - lodging deposit
02/28/18	Pcard	Marriott Vail Mountain	199.84												CML Conference - lodging deposit
02/28/18	Pcard	Marriott Vail Mountain	199.84												CML Conference - lodging deposit
02/28/18	Pcard	Colorado Municipal League	299.00									299.00			CML Conference Registration
02/28/18	Pcard	Colorado Municipal League	466.00					466.00							CML Conference Registration
02/28/18	Pcard	Colorado Municipal League	466.00						466.00						CML Conference Registration
02/28/18	Pcard	Colorado Municipal League	269.00							269.00					CML Conference Registration

CITY OF NORTHGLENN
MAYOR / CITY COUNCIL
2018 OPERATING EXPENDITURES

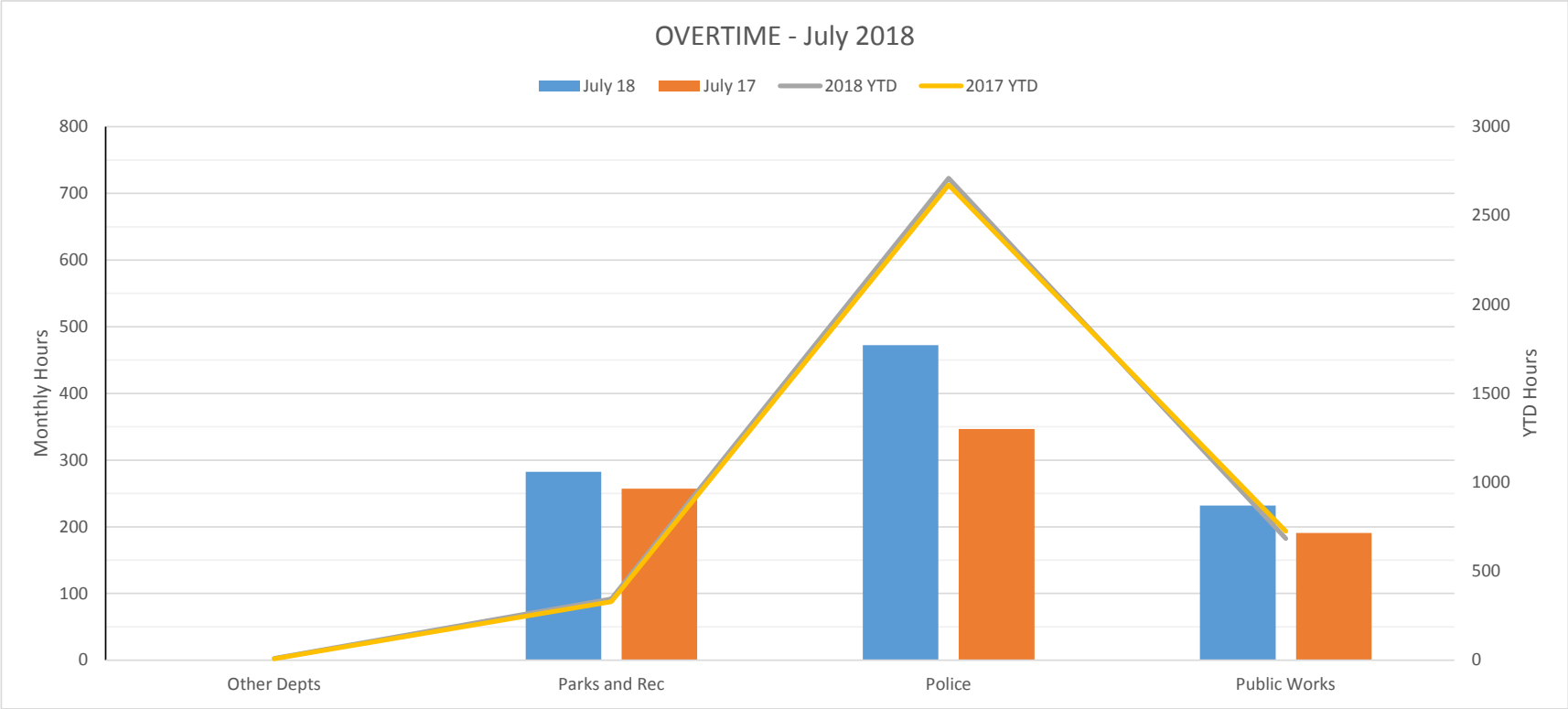
DATE	TYPE	VENDOR	TOTAL	COUNCILPERSON								Comment		
				Mayor	Council Wide	Dodge	Sauers	Leighty	Downing	Brown B	Whitman		Mullica	Esquibel
02/28/18	Pcard	Colorado Municipal League	427.00									427.00		CML Conference Registration
03/31/18	Pcard	People for the American	300.00				300.00							Young Elected Officials Conference
03/31/18	Pcard	Colorado Municipal League	285.00										285.00	CML Conference Registration
03/31/18	Pcard	Sq* Taxi	40.00			40.00								NLC Conference - Washington DC
03/31/18	Pcard	Sq* Taxi	39.15			39.15								NLC Conference - Washington DC
03/31/18	Pcard	Sq* Taxi	26.00			26.00								NLC Conference - Washington DC
03/31/18	Pcard	Marriott Wardman Parking	1,057.87			1,057.87								NLC Conference - Washington DC
04/10/18	Check	Reimburse Dodge expenses	(1,163.02)			(1,163.02)								NLC Reimbursement for Mayor Dodge from CML
04/30/18	Pcard	Colorado Municipal League	789.00				372.00	417.00						CML Conference Registration
04/30/18	Pcard	PayPal	150.00				150.00							2018 LaRaza Gala/Dinner registration
05/21/18	Check	Julie Duran Mullica	(250.00)							(250.00)				NLC per diem never used
05/31/18	Pcard	US Conference of Mayors	875.00			875.00								US Conference of Mayors conference
05/31/18	Pcard	National League of Cities	1,005.00				545.00	460.00						NLC Conference - Los Angeles
05/31/18	Pcard	National League of Cities	800.00									800.00		NLC Conference - Los Angeles
05/31/18	Pcard	Dpac Garage	10.00			10.00								Prayer Day breakfast parking
06/07/18	Check	Joyce Downing	200.00											CML Conference
06/22/18	Check	Reimburse Whitman expenses	(50.00)											Cancellation conference registration fee
06/30/18	Pcard	AIPAC	199.00				199.00					(50.00)		Young Elected Officials Conference
06/30/18	Pcard	CASA Adams	60.00				30.00	30.00						CASA Indulge event
06/30/18	Pcard	Marriott Vail Mountain	(17.84)				(17.84)							CML Conference lodging tax reimbursement
06/30/18	Pcard	Marriott Vail Mountain	(17.84)							(17.84)				CML Conference lodging tax reimbursement
06/30/18	Pcard	Marriott Vail Mountain	164.16										164.16	CML Conference lodging
06/30/18	Pcard	Marriott Vail Mountain	346.16					346.16						CML Conference lodging
06/30/18	Pcard	Marriott Vail Mountain	433.16					433.16						CML Conference lodging
06/30/18	Pcard	Marriott Vail Mountain	352.59						352.59					CML Conference lodging
06/30/18	Pcard	Marriott Vail Mountain	392.18										392.18	CML Conference lodging
06/30/18	Pcard	Marriott Vail Mountain	347.24							347.24				CML Conference lodging
07/31/18	Pcard	Colorado Municipal League	(219.00)							(219.00)				Refund CML Conference registration
07/31/18	Pcard	Swa*earlybrd	15.00					15.00						NLC Conference Los Angeles - airfare
07/31/18	Pcard	Swa*earlybrd	15.00					15.00						NLC Conference Los Angeles - airfare
07/31/18	Pcard	Southwest	15.00					15.00						NLC Conference Los Angeles - airfare
07/31/18	Pcard	Swa*earlybrd	245.96					245.96						NLC Conference Los Angeles - airfare
07/31/18	Pcard	Swa*earlybrd	15.00					15.00						NLC Conference Los Angeles - airfare
07/31/18	Pcard	Southwest	245.96					245.96						NLC Conference Los Angeles - airfare
07/31/18	Pcard	Swa*earlybrd	15.00										15.00	Young Elected Officials Conference - Seattle
07/31/18	Pcard	Swa*earlybrd	15.00										15.00	Young Elected Officials Conference - Seattle
07/31/18	Pcard	Southwest	561.96										561.96	Young Elected Officials Conference - Seattle
Total Training/Registration														
		Actual	16,221.89	-	1,030.00	1,778.00	1,540.00	2,708.92	1,018.43	182.00	3,342.82	1,019.02	3,602.70	
		Budget	40,500.00	-	4,500.00	4,500.00	4,500.00	4,500.00	4,500.00	4,500.00	4,500.00	4,500.00	4,500.00	
		Variance	24,278.11	-	3,470.00	2,722.00	2,960.00	1,791.08	3,481.57	4,318.00	1,157.18	3,480.98	897.30	
62100 Office Supplies														
01/31/18	Pcard	OfficeMax	39.34	39.34										Supplies for 2018 City Council Retreat
06/30/18	Pcard	OfficeDepot	4.30	4.30										Folders to put travel information in
06/30/18	Pcard	OfficeDepot	10.04	10.04										Folders to put travel information in
Total Office Supplies														
		Actual	53.68	53.68	-	-	-	-	-	-	-	-	-	
		Budget	200.00	200.00	-	-	-	-	-	-	-	-	-	
		Variance	146.32	146.32	-	-	-	-	-	-	-	-	-	
62300 Operating Supplies														
01/04/18	Check	Absolute Graphics	157.83								157.83			New logo apparel
01/31/18	Pcard	Ds Services	35.90	35.90										Water for general meeting use
01/31/18	Pcard	Facility Operations	120.00									60.00	60.00	Ward 4 Community meeting
01/31/18	Pcard	Hearttoheartssympathygive	59.99	59.99										Chime to the Downing family
01/31/18	Pcard	Wal-Mart	16.67											City Council snacks meeting on 1/22/18
01/31/18	Pcard	Bravos Italian Restaurant	471.65	471.65										2018 City Council Retreat - lunch
01/31/18	Pcard	Office Depot	39.34	39.34										2018 City Council Retreat supplies
01/31/18	Pcard	Office Depot	63.16	63.16										2018 City Council Retreat supplies
02/08/18	Check	CPAAAN	250.00	50.00		50.00	50.00	50.00			50.00			Annual award banquet for Police Department
02/15/18	Check	MiDo Printing	79.72			39.86		39.86						New business cards

CITY OF NORTHGLENN
MAYOR / CITY COUNCIL
2018 OPERATING EXPENDITURES

DATE	TYPE	VENDOR	TOTAL	COUNCILPERSON										Comment			
				Mayor	Dodge	Sauers	Leighty	Downing	Brown B	Whitman	Mullica	Esquibel	Willford				
02/16/18	Check	Absolute Graphics	32.82				32.82										New logo apparel
02/19/18	Check	Absolute Graphics	82.34	82.34													New logo apparel
02/28/18	Pcard	Santiago's Mexican Restaurant	45.00	45.00													2018 City Council Retreat - breakfast
02/28/18	Pcard	Safeway	125.55	125.55													2018 City Council Retreat - supplies
02/28/18	Pcard	Safeway	81.44	81.44													2018 City Council Retreat - coffee
02/28/18	Pcard	Wal-Mart	98.86	98.86													Meeting snacks
02/28/18	Pcard	Ds Services	31.88	31.88													Water general meeting use
02/28/18	Pcard	Wal-Mart	21.92	21.92													Meeting snacks
02/28/18	Pcard	Cinzettis:plaza Catering	300.00	50.00	25.00		50.00		50.00	25.00	25.00	50.00	25.00				ADCOG Dinner meeting - Northglenn host city
02/28/18	Pcard	Jnn Northglenn	327.46	327.46													2018 City Council Retreat - Friday night team building
03/01/18	Check	Petty Cash-City Manager	10.35	10.35													Fruit/snacks meeting on 1/8/18
03/01/18	Check	Petty Cash-City Manager	54.00					54.00									Parking charges - Historic Conference
03/31/18	Pcard	Artistic Flowers	125.00	125.00													Flowers to the family of Walt Stonehocker
03/31/18	Pcard	Wal-Mart	6.51	6.51													Fruit/snacks meeting on 3/5/18
03/31/18	Pcard	Wal-Mart	19.16	19.16													Study session snacks
03/31/18	Pcard	Creative Awards	28.17				28.17										Name badges
03/31/18	Pcard	Ds Services	33.97	33.97													Water general meeting use
03/31/18	Pcard	Walgreens	38.34	38.34													Easter candy for CC, CM, CA, CC meeting on 3/26/18
03/31/18	Pcard	Wal-Mart	55.63	55.63													Easter candy for CC, CM, CA, CC meeting on 3/26/18
03/31/18	Pcard	Artistic Flowers	125.00	125.00													Get Well - Mayor Steve Hogan
03/31/18	Pcard	Atlanta Bread	123.70		123.70												Coffee with the Mayor Saturday edition
04/30/18	Pcard	Adams Broomfield Bar Association	40.00					20.00					20.00				Law Day Breakfast event
04/30/18	Pcard	Eb Adams County Excel	100.00		100.00												Adams Count Excellence Awards luncheon
04/30/18	Pcard	Wal-Mart	27.23	27.23													Snacks/fruit city council meeting on 4/9/18
04/30/18	Pcard	Ds Services	40.00	40.00													Water for general meeting use
04/30/18	Pcard	OfficeMax	10.36	10.36													Batteries for microphone/speaker
04/30/18	Pcard	Wal-Mart	33.29	33.29													City Council meeting snacks
04/30/18	Pcard	Safeway	20.43				10.21	10.22									Ward 2 Community meeting snacks
04/30/18	Pcard	Colorado Municipal League	97.00	97.00													Steve Austin Hero Award General Lunch at CML
04/30/18	Pcard	The Glenn Bar & Grill	89.56		44.78	44.78											Ward 1 Community meeting snacks
05/31/18	Pcard	Artistic Flowers	125.00	125.00													Flowers to the family of Leslie Carrico
05/31/18	Pcard	Costco	298.47	298.47													Candy for Memorial Day Parade
05/31/18	Pcard	Ds Services	67.89	67.89													Water for general meeting use
05/31/18	Pcard	Wal-Mart	22.75	22.75													Meeting snacks
05/31/18	Pcard	PayPal	100.00	100.00													Donation in lieu of flowers - Mayor Stephen Hogan
05/31/18	Pcard	Target	50.72	50.72													Meeting snacks
06/07/18	Check	Petty Cash-finance	25.00										12.50	12.50			Room charge for Ward 4 community meeting
06/07/18	Check	Petty Cash-finance	30.88	30.88													City Council meeting snacks
06/30/18	Pcard	Wal-Mart	14.77	14.77													Meeting snacks for meeting on 6/11/18
06/30/18	Pcard	Ds Services	28.50	28.50													Water for general meeting use
06/30/18	Pcard	Wal-Mart	7.37	7.37													Meeting snacks for meeting on 6/18/18
06/30/18	Pcard	Wal-Mart	16.42	16.42													Meeting snacks for meeting on 6/25/18
06/30/18	Pcard	Safeway	17.48										8.74	8.74			Dry Ice to keep ice cream cold Ward 4 meeting
06/30/18	Pcard	Atlanta Bread	55.48		55.48												Pastries for Mingle with the Mayor
06/30/18	Pcard	Longhorn	32.06		32.06												Lunch meeting
06/30/18	Pcard	Costco	47.97										23.99	23.98			Ice cream for Ward 4 Community meeting
07/31/18	Pcard	Ds Services	36.60	36.60													Water general meeting use
07/31/18	Pcard	Wal-Mart	22.66	22.66													Fruit for council meeting on 7/9/18
07/31/18	Pcard	Walgreens	20.00	20.00													Meeting snacks
07/31/18	Pcard	Artistic Flowers	125.00	125.00													Flowers to the family of Sue May
07/31/18	Pcard	Wal-Mart	11.67	11.67													Fruit for city council meeting on 7/23/18
Total Operating Supplies																	
		Actual	4,675.92	3,201.70	381.02	134.64	160.99	174.07	60.22	25.00	232.83	175.23	130.22				
		<i>Budget</i>	<i>12,000.00</i>	<i>12,000.00</i>	<i>1,333.33</i>	<i>1,333.33</i>	<i>1,333.33</i>	<i>1,333.33</i>	<i>1,333.33</i>	<i>1,333.33</i>	<i>1,333.33</i>	<i>1,333.33</i>	<i>1,333.33</i>	<i>1,333.33</i>	<i>1,333.33</i>	<i>1,333.33</i>	<i>1,333.36</i>
		<i>Variance</i>	<i>7,324.08</i>	<i>8,798.30</i>	<i>952.31</i>	<i>1,198.69</i>	<i>1,172.34</i>	<i>1,159.26</i>	<i>1,273.11</i>	<i>1,308.33</i>	<i>1,100.50</i>	<i>1,158.10</i>	<i>1,203.14</i>				
68100 Dues/Fees																	
01/04/18	Check	Adams County Education Consortium	850.00	850.00													Annual membership dues
01/04/18	Check	Colorado Municipal League	20,659.00	20,659.00													Annual membership dues
01/11/18	Check	Civic Results	3,112.40	3,112.40													Annual membership dues
01/18/18	Check	Denver Regional Council of Governments	3,600.00	3,600.00													Annual membership dues
02/14/18	Check	City of Westminster	1,200.00	1,200.00													NATA Dues
02/15/18	Check	Regional Air Quality Council	2,000.00	2,000.00													Annual membership dues
02/22/18	Check	Adams County Economic Development	11,357.00	11,357.00													Annual membership dues

CITY OF NORTHGLENN
MAYOR / CITY COUNCIL
2018 OPERATING EXPENDITURES

DATE	TYPE	VENDOR	TOTAL	Council Wide	COUNCILPERSON								Comment	
					Mayor									
					Dodge	Sauers	Leighty	Downing	Brown B	Whitman	Mullica	Esquibel		Willford
03/02/18	Check	Dues Rebate Co Municipal League	(826.36)	(826.36)										Annual rebate from CML
04/03/18	Check	Adams County Finance Dept.	8,150.00	8,150.00										Annual A-lift membership dues
04/03/18	Check	Adams County Finance Dept.	4,584.38	4,584.38										Annual A-lift membership dues
05/31/18	Pcard	US Conference of Mayors	3,489.00	3,489.00										Annual membership dues
06/12/18	Check	Metro North Chamber of Commerce	10,000.00	10,000.00										Annual membership dues
06/14/18	Check	Denver Regional Council of Governments	3,600.00	3,600.00										Annual membership dues
Total Dues/Fees														
		Actual	71,775.42	71,775.42	-	-	-	-	-	-	-	-	-	
		<i>Budget</i>	<i>72,000.00</i>	<i>72,000.00</i>	-	-	-	-	-	-	-	-	-	
		<i>Variance</i>	<i>224.58</i>	<i>224.58</i>	-	-	-	-	-	-	-	-	-	
68200 Grants/Donations														
01/31/18	Pcard	Ralston House Annual Dinner	1,250.00	1,250.00										Annual Ralston House Dinner
02/28/18	Pcard	Council OAF Sponsorship	380.00	380.00										ACCESS House Gala
03/01/18	Check	Northglenn Historic Preservation	5,000.00	5,000.00										Annual Contribution to Historic Preservation
03/31/18	Pcard	Adams County Education Consortium	250.00	250.00										Backpacks to Briefcase
03/31/18	Pcard	Ralston House	250.00	250.00										2018 Pinwheel Garden
04/03/18	Check	The Senior Hub	30.00	30.00										Volunteer Appreciation Senior Hub Flowers
04/30/18	Check	Northglenn Arts and Humanities	77,810.00	77,810.00										Annual Per Capita Funding
04/30/18	Pcard	School District 12 Education	1,250.00	1,250.00										Annual Gala
04/30/18	Pcard	Foodforhope	524.80	524.80										Annual Gala
04/30/18	Pcard	Almost Home Inc.	500.00	500.00										Annual Gala
06/14/18	Check	Smart Commute Metro North	500.00	500.00										
Total Grant/Donations														
		Actual	87,744.80	87,744.80	-	-	-	-	-	-	-	-	-	
		<i>Budget</i>	<i>113,905.00</i>	<i>113,905.00</i>	-	-	-	-	-	-	-	-	-	
		<i>Variance</i>	<i>26,160.20</i>	<i>26,160.20</i>	-	-	-	-	-	-	-	-	-	
68900 Contingency														
Total Contingency														
		Actual	-	-	-	-	-	-	-	-	-	-	-	
		<i>Budget</i>	<i>100,000.00</i>	<i>100,000.00</i>	-	-	-	-	-	-	-	-	-	
		<i>Variance</i>	<i>100,000.00</i>	<i>100,000.00</i>	-	-	-	-	-	-	-	-	-	
General Fund 10 Totals														
		Actual	317,973.08	297,349.62	1,411.02	2,184.08	1,972.42	3,217.16	1,412.81	207.00	3,575.65	2,052.32	4,591.00	
		<i>Budget</i>	<i>638,705.00</i>	<i>598,205.00</i>	<i>5,833.33</i>	<i>5,833.33</i>	<i>5,833.33</i>	<i>5,833.33</i>	<i>5,833.33</i>	<i>5,833.33</i>	<i>5,833.33</i>	<i>5,833.33</i>	<i>5,833.36</i>	
		<i>Variance</i>	<i>320,731.92</i>	<i>300,855.38</i>	<i>4,422.31</i>	<i>3,649.25</i>	<i>3,860.91</i>	<i>2,616.17</i>	<i>4,420.52</i>	<i>5,626.33</i>	<i>2,257.68</i>	<i>3,781.01</i>	<i>1,242.36</i>	
Water & Wastewater Fund 50														
61100 Professional Services														
03/07/18	Check	Hoffmann, Parker, Wilson, & Carberry	610.50	610.50										City Attorney Fee for February 2018
04/09/18	Check	Hoffmann, Parker, Wilson, & Carberry	786.25	786.25										City Attorney Fee for March 2018
Total Professional Services														
		Actual	1,396.75	1,396.75	-	-	-	-	-	-	-	-	-	
		<i>Budget</i>	<i>60,000.00</i>	<i>60,000.00</i>	-	-	-	-	-	-	-	-	-	
		<i>Variance</i>	<i>58,603.25</i>	<i>58,603.25</i>	-	-	-	-	-	-	-	-	-	
Water & Wastewater Fund 50 Totals														
		Actual	1,396.75	1,396.75	-	-	-	-	-	-	-	-	-	
		<i>Budget</i>	<i>60,000.00</i>	<i>60,000.00</i>	-	-	-	-	-	-	-	-	-	
		<i>Variance</i>	<i>58,603.25</i>	<i>58,603.25</i>	-	-	-	-	-	-	-	-	-	



CITY OF NORTHGLENN
Capital Improvement Program

Project Description	2018 Adopted Budget	YTD July 2018 Actuals		2019 Estimate	2020 Estimate	2021 Estimate	2022 Estimate	5-Year Total	Funding Source
		YTD Expenditures	Amount Remaining						
CONSERVATION TRUST FUND									
Greenway Trail Replacement	\$ 350,000		\$ 350,000	\$ 50,000	\$ 200,000	\$ 50,000	\$ 50,000	\$ 700,000	CTF
Sensory Playground Repair	-		-	-	250,000		-	250,000	CTF
Kiwanis Splash Pad	290,907	9,364	281,543	-				290,907	CTF
Kiwanis Splash Pad - Grant	294,907	11,498	283,409	-				294,907	CTF
Pedestrian Bridge Repair	57,385	36,248							CTF
NW Open Space Facility Improvement	1,000,000		1,000,000	-	-	-	-	1,000,000	CTF
Jaycee Ballfield Lights			-	-	220,000			220,000	CTF
Bocce Ball Court	-		-	-	-	20,000		20,000	CTF
Total	\$ 1,993,199	\$ 57,110	\$ 1,914,952	\$ 50,000	\$ 670,000	\$ 70,000	\$ 50,000	\$ 2,775,814	

CITY OF NORTHGLENN
Capital Improvement Program

Project Description	2018 Adopted Budget	YTD July 2018 Actuals		2019 Estimate	2020 Estimate	2021 Estimate	2022 Estimate	5-Year Total	Funding Source
		YTD Expenditures	Amount Remaining						
CDBG FUND									
Pedestrian Mobility	\$ -		\$ -	\$ 200,000	\$ 200,000	\$ 200,000	\$ 200,000	\$ 800,000	CDBG
Total	\$ -	\$ -	\$ -	\$ 200,000	\$ 200,000	\$ 200,000	\$ 200,000	\$ 800,000	

CITY OF NORTHGLENN
Capital Improvement Program

Project Description	2018 Adopted Budget	YTD July 2018 Actuals		2019 Estimate	2020 Estimate	2021 Estimate	2022 Estimate	5-Year Total	Funding Source
		YTD Expenditures	Amount Remaining						
CAPITAL PROJECTS FUND									
Emergency Park Repairs	\$ 25,000		\$ 25,000	\$ 25,000	\$ 25,000	\$ 25,000	\$ 25,000	\$ 125,000	ADCOO
Irrigation Central Control	25,000	3,038	21,962	-	-	-	-	25,000	ADCOO
NWOS Facilities Improvement	33,651	18,724	14,927	-	-	-	-	33,651	ADCOO
NWOS Facilities Improvement	34,204	12,224	21,980					34,204	GRANT
NWOS Phase I	2,040,000							2,040,000	
Parks Barn Replacement	721,430	118,510	602,920	-	-	-	-	721,430	1/2% Sales Tax
Fox Run Open Space	-	2,827	(2,827)	-	-	-	-	-	GENERAL
Fox Run Open Space	-	-	-					-	GRANT
Theatre & Rec Center Marquee	151,407	136,958	14,449					151,407	ADCOO
Tennis Court Repair & Construction	-		-	170,000				170,000	ADCOO
Kiwanis Bath House Renovation	492,268	16,456	475,812					492,268	ADCOO
Kiwanis Bath House Renovation	492,268	7,408						492,268	GRANT
Rotary Park Dugouts	30,000	17,357	12,643					30,000	ADCOO
Village Greens Park I&II	35,000	34,144	856					35,000	ADCOO
Senior Fitness Equipment			-	100,000	-			100,000	ADCOO
E.B. Rains Renovation			-	-	-	750,000		750,000	ADCOO
Residential Street Program	972,160	234,631	737,529	750,000	750,000	750,000	750,000	3,972,160	ADCOT
Traffic Signal Program	201,950	55,633	146,318	100,000	100,000	100,000	100,000	601,950	ADCOT
Concrete Program	100,000		100,000	100,000	100,000	100,000	100,000	500,000	ADCOT
Huron Street Rehabilitation	-		-	600,000	1,200,000	-		1,800,000	4.000 MILLS
120th Ave Widening Design	-		-	500,000				500,000	1/2% Sales Tax
School Zone Safety Assessment	158,725	17,233	141,492	100,000	50,000	100,000	50,000	458,725	GENERAL
Civic Center Master Plan project	4,939,542	45,778	4,893,764	8,000,000				12,939,542	1/2% Sales Tax
Justice Center	13,226,856	8,548,631	4,678,225	1,500,000	1,500,000	1,500,000	1,500,000	19,226,856	1/2% Sales Tax
99th Ave Reconstruction	-	77,993	(77,993)	-				-	GENERAL
Marketplace Ped Bridge Assessment	386,817	227,988	158,829					386,817	NURA
Utility Studies	78,040		78,040					78,040	GENERAL/NURA
Ralston House Development	-	464,524	(464,524)					-	GENERAL
112th North Metro Rail	804,000	71,014	732,986					804,000	GENERAL
112th North Metro Rail	207,647	21,741	185,906					207,647	GRANT
South Huron landscape	225,000		225,000					225,000	4.000 MILLS
City Hall Space Assessment	40,000	21,292	18,708					40,000	GENERAL
Justice Center West Park	300,000	18,064	281,936					300,000	GENERAL
City Hall Roof Replacement	90,000							90,000	
Total	\$ 25,810,965	\$ 10,172,168	\$ 13,023,937	\$ 11,945,000	\$ 3,725,000	\$ 3,325,000	\$ 2,525,000	\$ 47,330,965	

CITY OF NORTHGLENN
Capital Improvement Program

Project Description	2018 Adopted Budget	YTD July 2018 Actuals		2019 Estimate	2020 Estimate	2021 Estimate	2022 Estimate	5-Year Total	Funding Source
		YTD Expenditures	Amount Remaining						
WATER AND WASTEWATER FUND									
Water Line Replacement	\$ 279,444	\$ 9,852	\$ 269,592	\$ 100,000	\$ 100,000	\$ 100,000	\$ 100,000	\$ 679,444	WF
Standley Lake Pipeline	175,000	137,500	37,500	150,000	150,000	150,000	150,000	775,000	WF
Berthoud Pass Ditch Maintenance	350,000		350,000					350,000	1/2% Tax
North Low Zone Tank Painting	171,597		171,597					171,597	WF
Terminal Reservoir Phase II	781,160		781,160					781,160	WF
Farmers Highline Flume Gate	62,583	91,425	(28,842)					62,583	WF
Flume at Lupton Bottom	15,000		15,000					15,000	WF
WTP Filter Media Replacement	185,000	82,458	102,542	185,000				370,000	WF
Lab Information Management	180,000		180,000					180,000	WF
WTP Clarifier Rehabilitation	170,000	5,635	164,365	170,000				340,000	WF
WTP Waste Handling Improvements	300,000	-	300,000	2,700,000				3,000,000	WF
Collection System Rehab	323,200	-	323,200	250,000	250,000	250,000	250,000	1,323,200	WWF
Bunker Hill Lift Station	100,000	5,888	94,112					100,000	WWF
Lift Station B Assessment	250,000		250,000	250,000				500,000	WWF
WWTP Headworks & Clarifier	681,362	472,545	208,817					681,362	WWF
WWTP UV Upgrades	835,000	10,078	824,922					835,000	WWF
Lift Station A & Forcemain Replacement	-		-	3,500,000	25,000,000			28,500,000	WWF
Lift Station Flow Meters	-		-		500,000			500,000	WWF
Total	\$ 4,859,346	\$ 815,380	\$ 4,043,966	\$ 7,305,000	\$ 26,000,000	\$ 500,000	\$ 500,000	\$ 39,164,346	

CITY OF NORTHGLENN
Capital Improvement Program

Project Description	2018 Adopted Budget	YTD July 2018 Actuals		2019 Estimate	2020 Estimate	2021 Estimate	2022 Estimate	5-Year Total	Funding Source
		YTD Expenditures	Amount Remaining						
STORMWATER FUND									
Grange Hall Creek MDP & FHAD	\$ 100,000		\$ 100,000	\$ -	\$ -	\$ -	\$ -	\$ 100,000	SWF
Brantner Gulch MPD & FHAD	100,000	5,000	95,000					100,000	SWF
Storm Drainage System Improvement	28,637	45,664	(17,027)	100,000	100,000	100,000	100,000	428,637	SWF
Total	\$ 228,637	\$ 50,664	\$ 177,974	\$ 100,000	\$ 100,000	\$ 100,000	\$ 100,000	\$ 628,637	
CITY-WIDE TOTAL	\$ 32,892,147	\$ 11,095,322	\$ 19,160,829	\$ 19,600,000	\$ 30,695,000	\$ 4,195,000	\$ 3,375,000	\$ 90,699,762	

Executed Contracts (below \$50,000) for July 2018

<u>Vendor</u>	<u>Contract Executed Date</u>	<u>Contract Dates Start</u>	<u>Contract Dates End</u>	<u>Total Amount</u>	<u>Purpose</u>
Sequence, Inc.	7/10/2018			\$ 7,500.00	2018-067 Laboratory Information Management System Needs Assessment
Sustainable Traffic Solutions, Inc.	7/23/2018			\$ 9,196.00	2018-075 Grant Drive & Larson Lane Bicycle Lane Striping & Signage Design
				<u>\$ 16,696.00</u>	