



August 2018

Monthly Financial Packet

City of Northglenn

Financial Packet

Packet Contents

<u>Description</u>	<u>Page #</u>
Executive Summary	1
Financial Statements	2
Cash Reserves	8
Marketplace Sales Tax Chart	9
Citywide Sales Tax Comparison	10
Geo Code Tax Data	11
Accounts Payable Disbursement Listing	12
City Council Operating Expenditures	25
Overtime Report	30
CIP Report	31
Summary of Executed Contracts	36



CITY OF
Northglenn

City of Northglenn
Interim Financial Statements
For the Period Ending
August 2018

Executive Summary:

- **Sales/Use Tax**
 - Year-to-date sales and use tax reported an increase of \$398,132, or approximately 3.2%, when compared to the previous year.

- **General Fund**
 - Year-to-date revenues within the General Fund total \$17,186,321, an increase over last year's collections by 8.5% or \$1,343,006. The increase is largely due to property tax increases seen from the most recent assessed valuation of 30%.

 - General Fund year-to-date expenditures total \$15,617,898 accounting for 58% of the annual appropriation. Expenditures within the fund are consistent with the planned budget.

- **Water Fund**
 - Water Fund year-to-date revenues total \$7,096,495. This is an increase of approximately 10% as compared to the prior year. Revenues restricted for water resources are \$53,503 or 3.5%, more than in the prior year. The restricted revenue for debt service, which comes from the food for home consumption sales tax is down approximately 2%, or \$11,476.

 - Year-to-date expenditures within the Water Fund total \$4,085,388 and account for 38% of the annual appropriation. Fund expenditures decreased \$579,622 or 12% when compared to the same period of 2017 due to the purchase of water rights in the previous year.

- **Wastewater Fund**
 - Wastewater Fund year-to-date revenues total \$2,429,296. This is an increase of approximately 8.5% as compared to the prior year.

 - Year-to-date expenditures within the Wastewater Fund total \$2,170,058 and account for 39% of the annual appropriation. Fund expenditures decreased \$3,513,627 or 62% when compared to the same period of 2017 due to capital projects being completed.

- **Stormwater Fund**
 - Year-to-date revenues within the Stormwater Fund total \$269,207, an increase over last year's collections by 2% or \$4,314.

 - Stormwater Fund year-to-date expenditures total \$151,335 and account for 42% of the annual appropriation. Fund expenditures decreased \$1,432,610 when compared to the same period of 2017 due to capital projects being completed in the prior year.

- **Sanitation Fund**
 - Sanitation Fund year-to-date revenues total \$1,157,822, a decrease of approximately 2.3% as compared to the prior year. This is a result of the timing of billing cycles within the year-end accrual.

 - Year-to-date expenditures within the Sanitation Fund total \$813,528 and account for 52% of the annual appropriation. Expenditures within the fund increased 9% or \$66,350 from the prior year due to the increase in landfill fees.

**Revenue Report
August 31, 2018
General Fund**

	2018 Adopted Budget	Actual as of August 31, 2018	Over/(Under) Projected	Collection Rate	Prior Year Actual as of August 31, 2017	Over/(Under) Prior Year	Percent Difference
REVENUES							
Taxes							
Property Taxes	\$ 2,936,487	\$ 2,770,355	\$ (166,132)	94.34%	\$ 2,187,421	\$ 582,934	26.65%
Sales Taxes	13,928,677	7,943,054	(5,985,623)	57.03%	7,725,091	217,963	2.82%
Use Tax	2,997,701	1,687,667	(1,310,034)	56.30%	1,553,360	134,307	8.65%
Other Tax	269,695	174,025	(95,670)	64.53%	168,995	5,030	2.98%
Total Taxes*	20,132,560	12,575,101	(7,557,459)	62.46%	11,634,867	940,234	8.08%
Intergovernmental Revenues	2,034,441	1,465,601	(568,840)	72.04%	1,220,134	245,467	20.12%
Licenses and Permits	692,272	660,262	(32,010)	95.38%	455,249	205,013	45.03%
Charges for Services	2,543,454	1,678,670	(864,784)	66.00%	1,688,896	(10,226)	-0.61%
Fines and Forfeitures	1,201,901	550,142	(651,759)	45.77%	613,827	(63,685)	-10.38%
Other Revenues	239,718	256,545	16,827	107.02%	230,342	26,203	11.38%
Total Revenues	26,844,346	17,186,321	(9,658,025)	64.02%	15,843,315	1,343,006	8.48%
Other Financing Sources	-	-	-	N/A	-	-	N/A
Total Revenue	\$ 26,844,346	\$ 17,186,321	\$ (9,658,025)	64.02%	\$ 15,843,315	\$ 1,343,006	8.48%

*Due to normal collection cycles, the tax revenues presented in the above statement represent amounts collected as of the prior month and not of that of the period being reported.

**Expenditure Report
August 31, 2018
General Fund**

	2018 Adopted Budget	Actual as of August 31, 2018	Over/(Under) Adopted Budget	Spending Rate	Prior Year Actual as of August 31, 2017	Over/(Under) Prior Year	Percent Difference
Legislative	\$ 781,879	\$ 442,470	\$ (339,409)	56.59%	\$ 403,372	\$ 39,098	9.69%
City Manager	1,114,605	606,308	(508,297)	54.40%	608,501	(2,193)	-0.36%
City Clerk	369,440	212,646	(156,794)	57.56%	208,335	4,311	2.07%
Management Services	1,800,309	1,226,635	(573,674)	68.13%	1,226,386	249	0.02%
Technology	920,372	611,417	(308,955)	66.43%	472,985	138,432	29.27%
Finance	488,920	334,017	(154,903)	68.32%	315,390	18,627	5.91%
Planning & Development	1,550,869	1,041,187	(509,682)	67.14%	958,043	83,144	8.68%
Parks, Recreation and Cultural	4,109,136	2,813,659	(1,295,477)	68.47%	2,604,050	209,609	8.05%
Police	10,342,954	6,149,255	(4,193,699)	59.45%	6,133,059	16,196	0.26%
Public Works	3,007,204	1,846,178	(1,161,026)	61.39%	1,632,345	213,833	13.10%
Total Operating Expenditures	24,485,688	15,283,772	(9,201,916)	62.42%	14,562,466	721,306	4.95%
Other Financing Uses	2,322,238	334,126	(1,988,112)	14.39%	409,099	(74,973)	-18.33%
Total Expenditures	\$ 26,807,926	\$ 15,617,898	\$ (11,190,028)	58.26%	\$ 14,971,565	\$ 646,333	4.32%

Revenue and Expenditure Report
August 31, 2018
Water Fund

	2018 Adopted Budget	Actual as of August 31, 2018	Over/(Under) Budget	Collection/ Spending Rates	Prior Year Actual as of August 31, 2017	Current Year Over/(Under) Prior Year	Percent Difference
Revenue							
Operating Revenue	\$ 8,165,097	\$ 4,938,082	\$ (3,227,015)	60.48%	\$ 4,353,446	\$ 584,636	13.43%
Water Resources Revenue	2,769,498	1,600,511	(1,168,987)	57.79%	1,547,008	53,503	3.46%
Debt Service Revenue	1,001,722	557,902	(443,820)	55.69%	569,378	(11,476)	-2.02%
Total Water Fund Revenues	11,936,317	7,096,495	(4,839,822)	59.45%	6,469,832	626,663	9.69%
Expenditures							
Operating Expenditures	9,797,022	4,038,435	(5,758,587)	41.22%	4,665,010	(626,575)	-13.43%
Water Resources Expenditures	-	-	-	N/A	-	-	N/A
Debt Service Expenditures	979,300	46,953	(932,347)	4.79%	-	46,953	N/A
Total Water Fund Expenditures	10,776,322	4,085,388	(6,690,934)	37.91%	4,665,010	(579,622)	-12.42%
Revenues Over/(Under) Expenditures	\$ 1,159,995	\$ 3,011,107	\$ 1,851,112	259.58%	\$ 1,804,822	\$ 1,206,285	66.84%

<i>Operating Revenue:</i>							
<i>Water Usage</i>	\$ 7,920,450	\$ 4,563,406	\$ (3,357,044)	57.62%	\$ 4,199,197	\$ 364,209	8.67%
<i>Water Resources Revenue:</i>							
<i>Non-Food Sales/Use Tax*</i>	\$ 2,769,498	\$ 1,600,511	\$ (1,168,987)	57.79%	\$ 1,547,008	\$ 53,503	3.46%
<i>Debt Service:</i>							
<i>Food Taxes*</i>	\$ 1,001,722	\$ 557,902	\$ (443,820)	55.69%	\$ 569,378	\$ (11,476)	-2.02%

*Due to normal collection cycles, the tax revenues presented in the above statement represent amounts collected as of the prior month and not of that of the period being reported.

Revenue and Expenditure Report
August 31, 2018
Wastewater Fund

	<u>2018 Adopted Budget</u>	<u>Actual as of August 31, 2018</u>	<u>Over/(Under) Budget</u>	<u>Collection/ Spending Rates</u>	<u>Prior Year Actual as of August 31, 2017</u>	<u>Current Year Over/(Under) Prior Year</u>	<u>Percent Difference</u>
Revenue							
Operating Revenue	\$ 3,978,202	\$ 2,429,296	\$ (1,548,906)	61.07%	\$ 2,239,319	\$ 189,977	8.48%
Total Water Fund Revenues	3,978,202	2,429,296	(1,548,906)	61.07%	2,239,319	189,977	8.48%
Expenditures							
Operating Expenditures	5,605,653	2,170,058	(3,435,595)	38.71%	5,683,685	(3,513,627)	-61.82%
Total Water Fund Expenditures	5,605,653	2,170,058	(3,435,595)	38.71%	5,683,685	(3,513,627)	-61.82%
Revenues Over/(Under) Expenditures	\$ (1,627,451)	\$ 259,238	\$ 1,886,689	N/A	\$ (3,444,366)	\$ 3,703,604	N/A

*Due to normal collection cycles, the tax revenues presented in the above statement represent amounts collected as of the prior month and not of that of the period being reported.

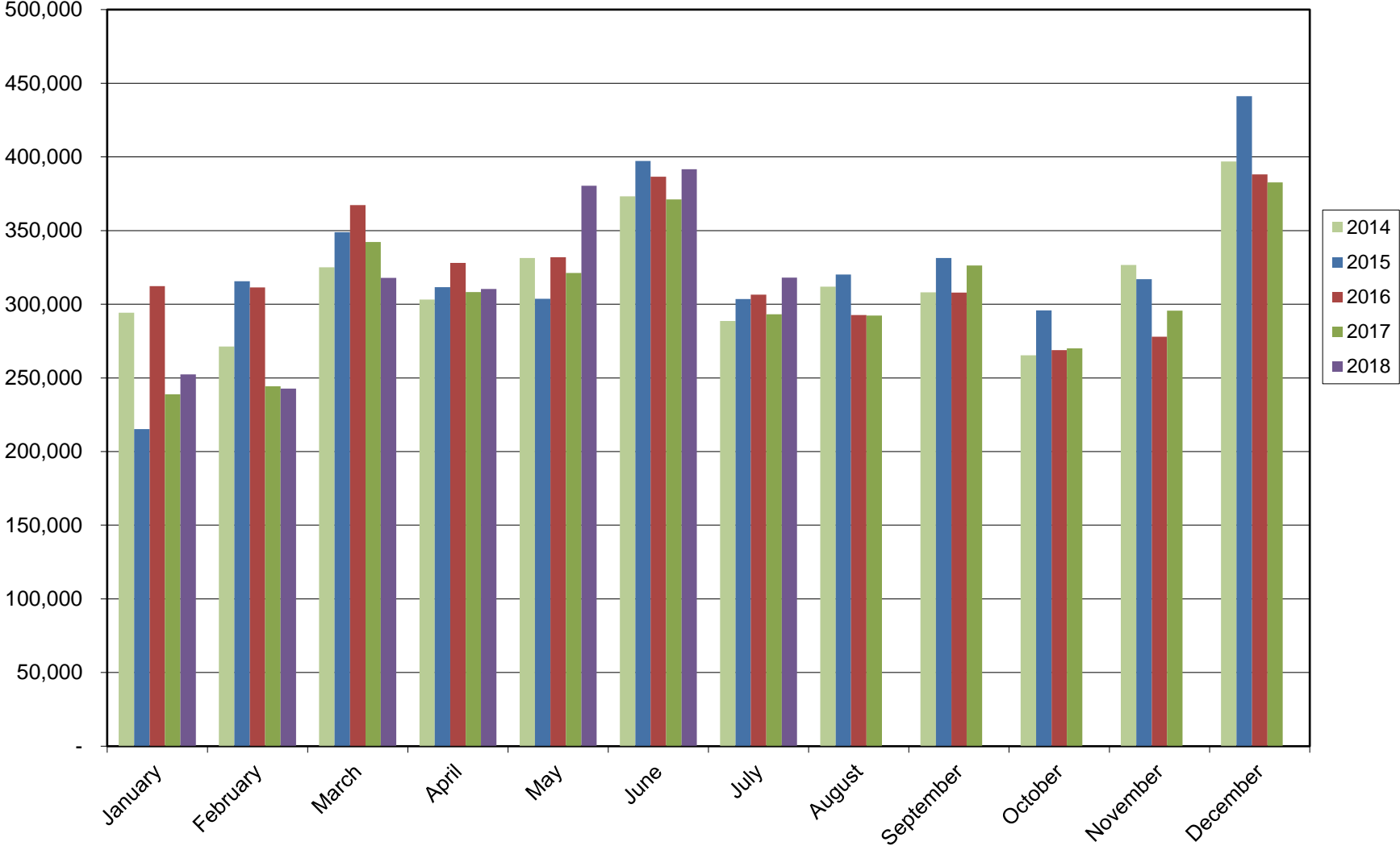
Revenue and Expenditure Report
August 31, 2018
Stormwater Fund

	<u>2018 Adopted Budget</u>	<u>Actual as of August 31, 2018</u>	<u>Over/(Under) Budget</u>	<u>Collection/ Spending Rates</u>	<u>Prior Year Actual as of August 31, 2017</u>	<u>Current Year Over/(Under) Prior Year</u>	<u>Percent Difference</u>
Operating Revenues							
Charges for Services							
Stormwater Charges	\$ 464,185	\$ 266,994	\$ (197,191)	57.52%	\$ 259,814	\$ 7,180	2.76%
Miscellaneous Revenues							
Investment Earnings	1,500	2,213	713	147.53%	5,079	(2,866)	-56.43%
Total Operating Revenues	465,685	269,207	(196,478)	57.81%	264,893	4,314	1.63%
Operating Expenditures							
Stormwater Collection	364,080	151,335	(212,745)	41.57%	1,583,945	(1,432,610)	-90.45%
Total Operating Expenditures	364,080	151,335	(212,745)	41.57%	1,583,945	(1,432,610)	-90.45%
Total Operating Revenues Over/(Under) Expenditures	101,605	117,872	16,267	116.01%	(1,319,052)	1,436,924	N/A
Other Financing Sources	-	-	-	N/A	-	-	N/A
Revenues Over/(Under) Expenditures	\$ 101,605	\$ 117,872	\$ 16,267	116.01%	\$ (1,319,052)	\$ 1,436,924	N/A

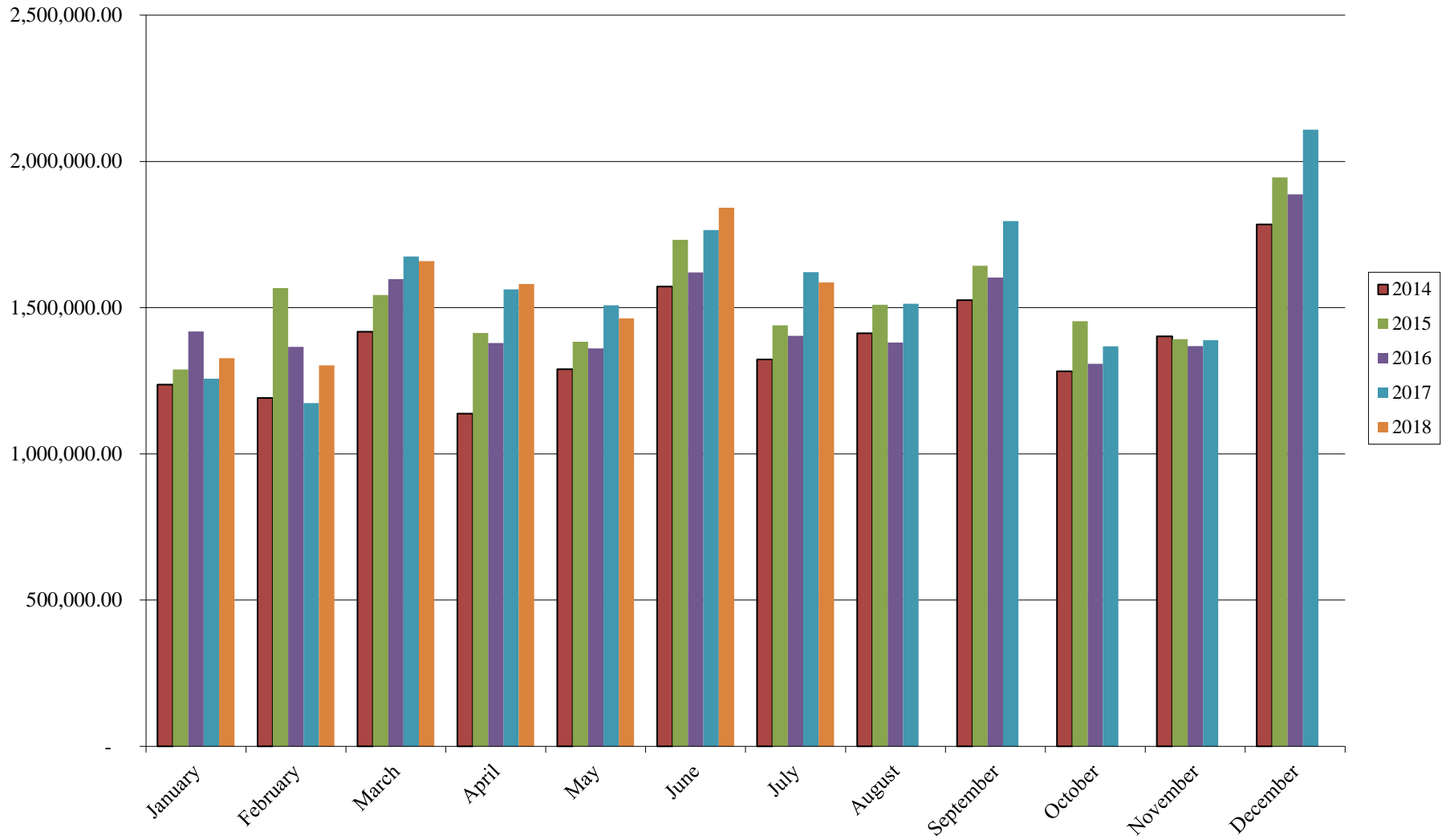
Revenue and Expenditure Report
August 31, 2018
Sanitation Fund

	<u>2018 Adopted Budget</u>	<u>Actual as of August 31, 2018</u>	<u>Over/(Under) Adopted Budget</u>	<u>Collection/ Spending Rates</u>	<u>Prior Year Actual as of August 31, 2017</u>	<u>Current Year Over/(Under) Prior Year</u>	<u>Percent Difference</u>
Operating Revenues							
Charges for Services							
Trash Charges	\$ 1,873,034	\$ 1,123,943	\$ (749,091)	60.01%	\$ 1,151,119	\$ (27,176)	-2.36%
Recycling Revenue	28,987	2,330	(26,657)	8.04%	13,595	(11,265)	-82.86%
Polycart Revenue	15,245	16,976	1,731	111.35%	13,428	3,548	26.42%
Total Charges for Services	<u>1,917,266</u>	<u>1,143,249</u>	<u>(774,017)</u>	<u>59.63%</u>	<u>1,178,142</u>	<u>(34,893)</u>	<u>-2.96%</u>
Miscellaneous Revenues							
Investment Earnings	6,000	14,573	8,573	242.88%	7,467	7,106	95.17%
Sale of Assets	-	-	-	N/A	-	-	N/A
Total Operating Revenues	<u>1,923,266</u>	<u>1,157,822</u>	<u>(765,444)</u>	<u>60.20%</u>	<u>1,185,609</u>	<u>(27,787)</u>	<u>-2.34%</u>
Operating Expenditures							
Solid Waste Collection	1,571,882	813,528	(758,354)	51.76%	747,178	66,350	8.88%
Total Operating Revenues Over/(Under) Expenditures	<u>351,384</u>	<u>344,294</u>	<u>(7,090)</u>	<u>97.98%</u>	<u>438,431</u>	<u>(94,137)</u>	<u>-21.47%</u>
Other Financing Sources	<u>-</u>	<u>-</u>	<u>-</u>	<u>N/A</u>	<u>-</u>	<u>-</u>	<u>N/A</u>
Revenues Over/(Under) Expenditures	<u>\$ 351,384</u>	<u>\$ 344,294</u>	<u>\$ (7,090)</u>	<u>97.98%</u>	<u>\$ 438,431</u>	<u>\$ (94,137)</u>	<u>-21.47%</u>

Marketplace Sales Tax History

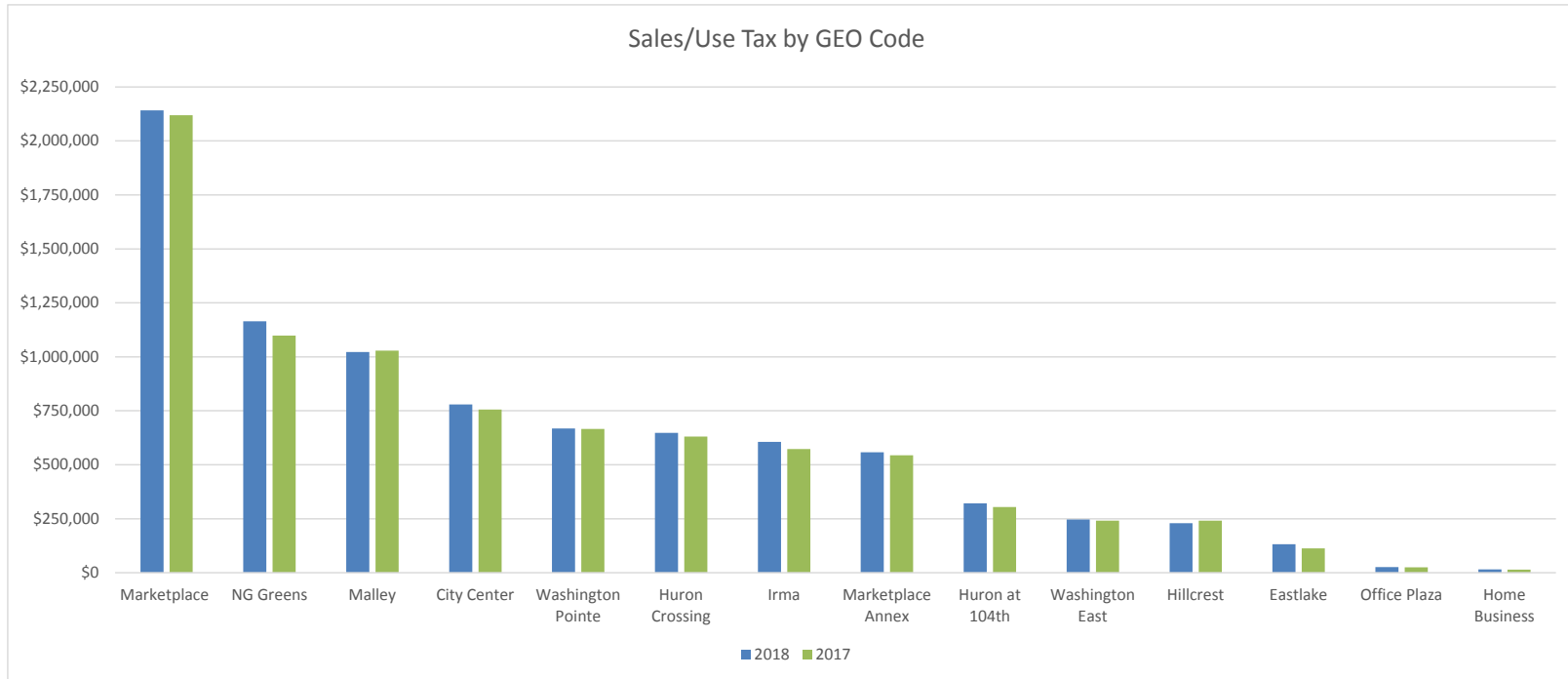


Northglenn Sales Tax History



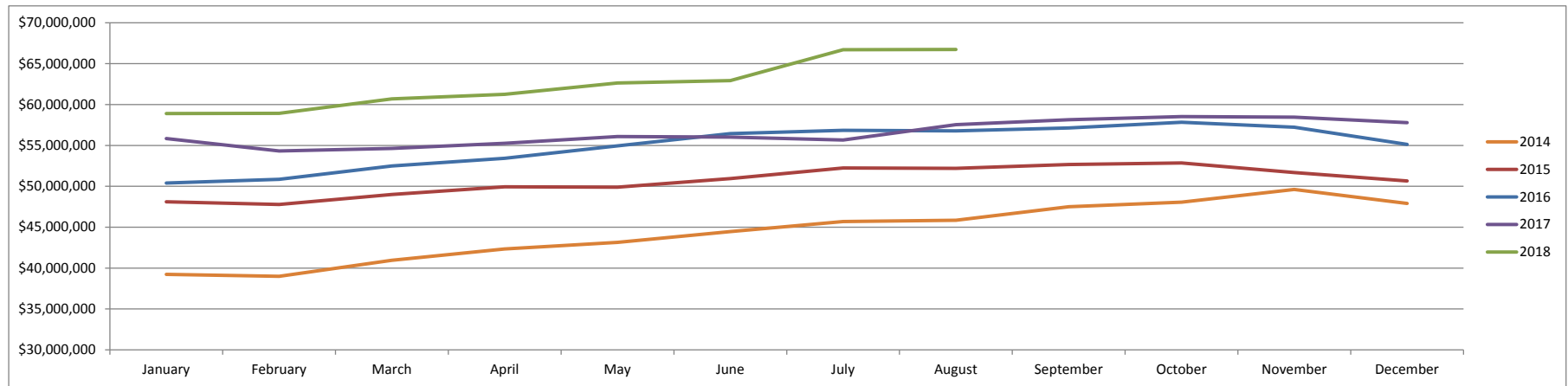
**Tax Collected by Geographic Code
through July 2018**

Ranking	Area	YTD		\$ Change	% Change	Sample of Area Businesses
		2018	2017			
1	Marketplace	\$ 2,141,454	\$ 2,119,406	\$ 22,049	1.03%	Ross Dress for Less, Lowes, Cinzettis, Texas Roadhouse
2	NG Greens	\$ 1,164,807	\$ 1,098,388	\$ 66,419	6.05%	Best Buy, Boot Barn, Applebees
3	Malley	\$ 1,021,856	\$ 1,028,905	\$ (7,049)	-0.69%	Sherwin Williams, The Green Solution, Vitamin Cottage
4	City Center	\$ 779,670	\$ 755,462	\$ 24,208	3.20%	Boondocks, Ramada, Damon's, Longhorn Steakhouse
5	Washington Pointe	\$ 668,497	\$ 666,148	\$ 2,349	0.35%	O'Reilly, Albertsons, Petco, Burger King
6	Huron Crossing	\$ 648,115	\$ 630,507	\$ 17,608	2.79%	Peerless Tire, Cracker Barrel, Botanacare
7	Irma	\$ 606,543	\$ 572,570	\$ 33,973	5.93%	Pioneer Sand, Gulfeagle Supply, Family Dollar
8	Marketplace Annex	\$ 558,157	\$ 543,821	\$ 14,335	2.64%	McDonald, Car Toys, Taco Bell
9	Huron at 104th	\$ 321,734	\$ 304,753	\$ 16,982	5.57%	Tamale Kitchen, Natural Selections, Arby's, AutoZone
12	Washington East	\$ 246,951	\$ 241,359	\$ 5,591	2.32%	Walgreens, Tires Plus, Sonic, Pizza Hut
13	Hillcrest	\$ 229,801	\$ 241,600	\$ (11,800)	-4.88%	Red Lobster, Santiago's, Fastsigns
14	Eastlake	\$ 131,720	\$ 112,889	\$ 18,831	16.68%	Circle K, Santiago's
16	Office Plaza	\$ 26,274	\$ 24,493	\$ 1,781	7.27%	Diamond Shamrock, A Hair Never There
17	Home Business	\$ 15,695	\$ 14,465	\$ 1,229	8.50%	
Total		\$ 8,561,382	\$ 8,354,767	\$ 206,508	2.47%	



Cash Reserves

	January	February	March	April	May	2018 June	July	August	September	October	November	December
General Fund	\$21,615,980.13	\$21,284,222.26	\$21,894,764.54	\$22,158,223.23	\$22,694,917.50	\$22,158,740.49	\$23,944,143.00	\$23,943,335.82				
CTF	\$1,480,374.03	\$1,478,313.63	\$1,554,931.54	\$1,553,822.52	\$1,551,240.54	\$1,629,315.78	\$1,630,852.57	\$1,596,157.62				
CDBG	\$0.00	\$0.00	\$0.00	\$0.00	\$0.00	\$0.00	\$0.00	\$0.00				
Capital Projects Fund	\$20,812,124.18	\$22,412,380.24	\$23,176,504.26	\$22,869,219.66	\$23,127,854.68	\$23,425,765.66	\$24,109,747.70	\$23,358,830.71				
Water Fund	\$8,985,519.34	\$8,768,954.04	\$8,877,836.37	\$9,247,665.42	\$9,612,457.80	\$9,985,108.57	\$11,032,779.18	\$11,774,458.02				
Wastewater Fund	\$4,143,020.31	\$3,092,581.38	\$3,220,834.84	\$3,350,974.65	\$3,518,952.15	\$3,544,499.88	\$3,703,153.01	\$3,738,847.52				
Stormwater Fund	\$248,694.89	\$241,250.08	\$241,433.54	\$269,771.78	\$261,731.60	\$284,552.18	\$314,773.18	\$336,132.58				
Sanitation Fund	\$1,614,975.38	\$1,655,572.24	\$1,723,525.88	\$1,797,533.62	\$1,870,613.72	\$1,889,853.75	\$1,974,673.27	\$1,988,802.84				
Total	\$58,900,688.26	\$58,933,273.87	\$60,689,830.97	\$61,247,210.88	\$62,637,767.99	\$62,917,836.31	\$66,710,121.91	\$66,736,565.11				



August 2018
Cash Disbursements

<u>Date</u>	<u>Vendor</u>	<u>Check Number</u>	<u>Amount</u>	<u>Description</u>
General Fund				
8/1/2018	Delta Dental Plan of Colo	155785	\$ 10,515.98	Ee Dental Insurance
8/1/2018	Kaiser Permanente	155786	298.57	Retiree
8/1/2018	Kaiser Permanente	155786	1,194.28	COBRA
8/1/2018	Kaiser Permanente	155786	185,873.17	Ee Health Insurance
8/3/2018	A & A Languages LLC	155787	120.00	Invoice 903865 Int.-Japanese
8/3/2018	A&E Tire Inc	155788	639.52	Invoice #493846-00 - Tires for Unit #525-07
8/3/2018	A&E Tire Inc	155788	1,068.56	Invoice #495218-00 - Tires for Stock #1081
8/3/2018	A&E Tire Inc	155788	470.72	Invoice #499299-00 - Tires for Unit #405-10
8/3/2018	A-1 Base Inc	155789	191.68	#4048432-IN - Part for Stock #110444
8/3/2018	Absolute Graphics	155791	227.69	Dept. Apparel
8/3/2018	Absolute Graphics	155791	28.34	tall sweatshirt
8/3/2018	Adams County Finance Dept	155792	1,200.00	Range for PD
8/3/2018	Adams Twelve Five Star Schools	155793	203.50	Summer 2018 CARA Track Field Rental
8/3/2018	Adams Twelve Five Star Schools	155794	1,505.17	Bussing for Summer Day Camp June 2018
8/3/2018	Advance Stores Company Inc	155795	24.15	Invoice #2194-512157 - Part for Stock #3432
8/3/2018	Advance Stores Company Inc	155795	58.80	Invoice #2194-512156 - Parts for Stock
8/3/2018	Advance Stores Company Inc	155795	9.80	Invoice #2194-512614 - Part for Stock #7035
8/3/2018	Advance Stores Company Inc	155795	25.20	Invoice #2194-511872 - Parts for Stock
8/3/2018	Advance Stores Company Inc	155795	127.40	Invoice #2194-511947 - Part for Stock #3995
8/3/2018	Advance Stores Company Inc	155795	2.72	Invoice #2194-512114 - Part for Stock #3011
8/3/2018	Advance Stores Company Inc	155795	5.51	Invoice #2194-512796 - Part for Unit #522-08
8/3/2018	Advance Stores Company Inc	155795	39.90	Invoice #2194-513053 - Parts for Stock #3399 & #146082
8/3/2018	Advance Stores Company Inc	155795	78.40	Invoice #2194-513654 - Part for Stock #3721
8/3/2018	Advance Stores Company Inc	155795	12.87	Invoice #2194-513458 - Part for Unit #227-15
8/3/2018	Alpine Arborists Pro Tree Care	155796	780.00	Tree removal
8/3/2018	Annas Stacy	155797	650.00	Partial Restitution
8/3/2018	Aqueous Solution Inc	155798	253.00	Kiwanis Pool Chemicals
8/3/2018	Aqueous Solution Inc	155798	602.70	NRC Pool Chemicals
8/3/2018	Aqueous Solution Inc	155798	176.50	Kiwanis Pool Chemicals
8/3/2018	Aragon Juana Montes	155799	50.00	Partial Restitution
8/3/2018	Audio Visual Innovations Inc	155801	388.14	Maintenance for Council Chambers Audio system beg.9/6/18
8/3/2018	Autozone Inc	155802	20.00	#0830505631 - Shop Supplies
8/3/2018	Autozone Inc	155802	24.99	#0830502805 - Shop Supplies/Tools
8/3/2018	Autozone Inc	155802	97.99	Invoice #0830519003 - Part for Unit #305
8/3/2018	Autozone Inc	155802	28.99	Invoice #0830520500 - Part for Unit #405-10
8/3/2018	Autozone Inc	155802	(33.99)	Invoice #0830520501 - Part Credit
8/3/2018	Brannan Sand & Gravel Co	155804	428.00	Asphalt for street repairs
8/3/2018	Brannan Sand & Gravel Co	155804	427.57	Asphalt for street repairs
8/3/2018	Brannan Sand & Gravel Co	155804	383.21	Asphalt for street repairs
8/3/2018	Brannan Sand & Gravel Co	155804	213.79	Asphalt for street repairs
8/3/2018	Brejil Marek	155805	1,345.50	Coding with Kids Camp July 16-20, 2018
8/3/2018	Brewitz Kristen	155806	199.00	Refund for Mad Science Special Interest Class
8/3/2018	Caldwell Katie Stephanie	155810	80.00	Planning Commission Payment for 2018 meetings through 06/05/18
8/3/2018	CenterPoint Energy Services Retail LLC	155811	740.65	Natural Gas Usage
8/3/2018	CenterPoint Energy Services Retail LLC	155811	55.86	Natural Gas Usage
8/3/2018	Century 1 Chevrolet Inc	155812	49.00	Invoice #46081461/1 - Alignment on Unit #242-12
8/3/2018	Century 1 Chevrolet Inc	155812	49.00	Invoice #46081460/1 - Alignment on Unit #525-07
8/3/2018	Century 1 Chevrolet Inc	155812	49.00	Invoice #46082063/1 Alignment on Unit #233-13
8/3/2018	Century 1 Chevrolet Inc	155812	49.00	Invoice #46082453/1 - Alignment on Unit #245-12
8/3/2018	CenturyLink QC	155813	165.51	Telephone 720.872.0203
8/3/2018	CenturyLink QC	155814	675.00	Telephone 60457401
8/3/2018	Cheer Central Inc	155816	392.00	Cheer Classes June-July 2018
8/3/2018	Cianco Cianco Brown PC	155818	508.50	Invoice 1163 Fultz
8/3/2018	Cintas Corporation No 2	155819	57.25	Invoice #4007992095 - Mat Rental for M&O Bldg. & Sign Shop
8/3/2018	Cintas Corporation No 2	155819	57.25	#4008170046 - Mat Rental for M&O Bldg. & Sign Shop
8/3/2018	City of Westminster	155822	62.27	Westminster 18-10349 FedEx evidence on NPD 18-3543
8/3/2018	Clarion Associates LLC	155823	2,752.52	Development Regulations Rewrite Phase 2 Project Zone Code Subdiv
8/3/2018	CMM Law LLC	155824	4,770.00	Judge Magid's salary for July 2018
8/3/2018	Cobitco Inc	155825	59.02	Tack oil for patch truck
8/3/2018	Colorado Community Media	155827	14.32	Legal Notices Ordinance 1756
8/3/2018	Colorado Paint Company	155829	202.50	Traffic paint - red
8/3/2018	Complete Auto Glass Inc	155830	150.00	Invoice #62700 - Windshield for Unit #243-11
8/3/2018	Cordova Terry	155831	400.00	Retiree Stipend
8/3/2018	Cox Samantha Lynne	155832	50.00	Partial Restitution
8/3/2018	CPS Distributors Inc	155833	5.73	Irrigation
8/3/2018	CPS Distributors Inc	155833	744.39	Irrigation and fertilizer
8/3/2018	CPS Distributors Inc	155833	36.19	Shovel

August 2018
Cash Disbursements

<u>Date</u>	<u>Vendor</u>	<u>Check Number</u>	<u>Amount</u>	<u>Description</u>
8/3/2018	CPS Distributors Inc	155833	61.08	Irrigation
8/3/2018	CPS Distributors Inc	155833	32.50	Irrigation
8/3/2018	CPS Distributors Inc	155833	3.58	Irrigation supplies
8/3/2018	CPS Distributors Inc	155833	19.45	Irrigation supplies
8/3/2018	CPS Distributors Inc	155833	52.03	paint and irrigation
8/3/2018	CPS Distributors Inc	155833	219.30	cabinet
8/3/2018	CPS Distributors Inc	155833	(85.29)	credit- fertilizer
8/3/2018	CPS Distributors Inc	155833	33.84	Irrigation
8/3/2018	Crown Technology LLC	155834	4,772.00	Yellow line thermal marking materials
8/3/2018	Denco Sales Co	155836	86.54	Invoice #2057843-00 - Part for Unit #304
8/3/2018	Dicarlo Sonia	155838	80.00	Planning Commission Meeting Payments through 06/05/18
8/3/2018	Envirotest Systems Corp	155841	25.00	Invoice #CO-606 - June Emissions Test
8/3/2018	Envirotest Systems Corp	155841	100.00	Invoice #CO-606 - May Emissions Tests
8/3/2018	Factory Motor Parts Co	155844	110.75	Invoice #39-310545 - Part for Unit #242-12
8/3/2018	Factory Motor Parts Co	155844	18.45	Invoice #39-310019 - Part for Stock #5042
8/3/2018	Factory Motor Parts Co	155844	(118.84)	Invoice #39-307204 - Battery Warranty Credit
8/3/2018	Faris Machinery	155845	708.50	Invoice #C36061 - Part for Stock #936978
8/3/2018	Farr Britney Dawn	155847	75.00	Theatre Workshop July 26, 2018
8/3/2018	Fernandez Business Development LLC	155848	625.00	Graphic Design - Community Profile for ICSC
8/3/2018	Fernandez Business Development LLC	155848	670.00	All white flash drive with color imprint
8/3/2018	Galls Parent Holdings LLC	155851	415.00	Moreau Bullet Proof Vest - Department Share
8/3/2018	Galls Parent Holdings LLC	155851	415.00	Schwartz Bullet Proof Vest - Department Share
8/3/2018	Galls Parent Holdings LLC	155851	415.00	PD Bullet Proof Vest - BVP Reimbursement
8/3/2018	Galls Parent Holdings LLC	155851	415.00	PD Bullet Proof Vest - BVP Reimbursement
8/3/2018	Genuine Parts Company	155853	4.38	Invoice #3394-372533 - Part for Unit #101-12
8/3/2018	Genuine Parts Company	155853	11.92	Invoice #3394-373313 - Part for Unit #797-06
8/3/2018	Genuine Parts Company	155853	42.10	Invoice #3394-373555 - Shop Supplies
8/3/2018	Genuine Parts Company	155853	3.23	Invoice #3394-374491 - Part for Unit #540-13
8/3/2018	Genuine Parts Company	155853	4.92	Invoice #3394-374126 - Part for Unit #172-16
8/3/2018	Goodyear Tire & Rubber Co	155854	170.29	Invoice #174-1080677 - Tires for Unit #233-13
8/3/2018	Goodyear Tire & Rubber Co	155854	30.95	Invoice #174-1080664 - Tire for Stock #1078
8/3/2018	Goodyear Tire & Rubber Co	155854	65.95	Invoice #174-1080552 - Tire for Stock #1078
8/3/2018	Goodyear Tire & Rubber Co	155854	1,840.00	#174-1080741 - Tires for Stock #1030
8/3/2018	Hankins Denise	155855	50.00	Partial Restitution
8/3/2018	Harkness Galen M.	155856	2,560.00	EYG Basketball Camp July 16-20, 2018
8/3/2018	Hartco Inc	155857	460.00	Graffiti removal at 445 E. 118th pl
8/3/2018	Hill Enterprises Inc	155858	16,903.98	#148466 - Diesel Fuel Delivered To M&O Facility 7-30-18
8/3/2018	Holzer Michael	155860	462.00	Archery July 11 - August 1, 2018
8/3/2018	JCK Corporation	155861	220.00	Family campout wood
8/3/2018	Jennings Mark	155862	50.00	Partial Restitution
8/3/2018	Jongejan Kimberly	155863	237.34	Expense reimbursement
8/3/2018	Klenjoski Daniel	155865	350.16	loan pymt reimbursement
8/3/2018	L L Johnson Distributing Company	155866	348.66	Invoice #1779398-00 - Part for Unit #512-12
8/3/2018	L L Johnson Distributing Company	155866	239.88	Invoice #1779724-00 - Part for Unit #512-12
8/3/2018	Martinez Roberta	155869	1,004.00	Restitution
8/3/2018	McCandless Truck Center LLC	155871	28.25	#P101213746:01 - Part for Unit #745-07
8/3/2018	McCandless Truck Center LLC	155871	81.82	#P101213377:01 - Part for Unit #745-07
8/3/2018	MiDo Printing Co Inc	155872	39.86	Business Cards
8/3/2018	MiDo Printing Co Inc	155872	47.36	Business Cards
8/3/2018	MiDo Printing Co Inc	155872	39.86	Business Cards
8/3/2018	MiDo Printing Co Inc	155872	39.86	Business Cards
8/3/2018	MiDo Printing Co Inc	155872	47.36	Business Cards
8/3/2018	Monroe Gaye Ellen	155873	40.00	Planning Commission Meeting Payments through 6/05/18
8/3/2018	Murphy Mary	155874	198.00	Chair Massage July 11 - 18, 2018
8/3/2018	Northglenn Senior Organization	155876	659.00	NSO Reimbursement July 2018
8/3/2018	O'meara Ford Center Inc	155877	1,435.99	Invoice #GCCS3449 - A/C Repair On Unit #763-06
8/3/2018	O'meara Ford Center Inc	155877	394.83	Invoice #977810 - Parts for Unit #227-15
8/3/2018	O'meara Ford Center Inc	155877	223.15	Invoice #51231 - Part for Unit #529-15
8/3/2018	O'Reilly Automotive Stores Inc	155878	46.08	Invoice #2816-289624 - Part for Unit #233-13
8/3/2018	O'Reilly Automotive Stores Inc	155878	4.77	Invoice #2816-289761 - Part for Unit #526-07
8/3/2018	Palisi Jacqueline Suzanne	155879	900.00	Discover Northglenn Voice Overs
8/3/2018	Pearson Law Office LLC	155880	78.00	C210545 Villa
8/3/2018	Pioneer Sand Co Inc	155881	202.09	River rock
8/3/2018	Pioneer Sand Co Inc	155881	148.92	Campout sand
8/3/2018	Pohlman Donald	155882	172.00	Partial restitution
8/3/2018	Potestio Brothers Equipment Co	155883	80.18	Invoice #75296P - Pars for Unit #592
8/3/2018	Pros Plus LLC	155884	795.00	Softball and Baseball Umpires July 1 - 15, 2018
8/3/2018	RCSolar-Arvada LLC	155885	300.37	Community Solor Subscription
8/3/2018	RCSolar-Arvada LLC	155885	277.40	Community Solor Subscription

August 2018
Cash Disbursements

<u>Date</u>	<u>Vendor</u>	<u>Check Number</u>	<u>Amount</u>	<u>Description</u>
8/3/2018	Saucedo Juana	155887	200.00	Partial Restitution
8/3/2018	Schenck Jodieann I	155888	60.00	Planning Commission Meeting Payments06/05/18
8/3/2018	Schurman Jeffrey	155889	50.00	Partial Restitution
8/3/2018	Sil-Terhar Motors Inc	155890	61,944.00	Per OEM#12/26/2017--Two 2018 Ford Police SUV Interceptors/Black.
8/3/2018	Solomon Krista	155891	199.00	Refund for Mad Science Special Interest Class
8/3/2018	Solsbury Hill LLC	155892	214.55	Irrigation
8/3/2018	Solsbury Hill LLC	155892	178.98	Irrigation
8/3/2018	SpotOnSound LLC	155894	3,264.40	Events-Sound
8/3/2018	SpotOnSound LLC	155894	850.00	Events-Lighting
8/3/2018	The Lincoln National Life Ins Co	155897	5,199.62	Life and LTD Insurance
8/3/2018	The Lincoln National Life Ins Co	155897	2,206.97	Additional Life Insurance
8/3/2018	The Monster Mural LLC	155898	1,609.00	2018 Adams County Fair mural
8/3/2018	Trujillo Renee	155899	50.00	Partial Restitution
8/3/2018	United Site Services	155901	1,260.00	Portable toilets for Sparkler Softball Tournament
8/3/2018	US Bank NA	155903	12,908.62	Inv. #869364174830 -Fuel Purchased By City Vehicles Thru 7-23-18
8/3/2018	Valley Athletic Field Solutions Inc	155904	1,335.64	Field paint
8/3/2018	Vector Disease Control International LLC	155905	2,738.83	Mosquito services
8/3/2018	Walters Carolann S	155908	80.00	Planning Commission Meeting Payments through 06/05/18
8/3/2018	Watts Gabriela	155909	120.00	Interpreters X2 for 6/26/18 docket
8/3/2018	Weatherly Bryan Matthew	155910	80.00	Planning Commission Meeting Payments through 06/05/18
8/3/2018	Xcel Energy	155914	4,876.48	53-0011705959
8/3/2018	Xcel Energy	155914	106.87	Electric Usage 53-0010875569
8/3/2018	Xcel Energy	155914	99.16	Electric Usage
8/10/2018	American Steel Art LLC	155919	900.00	Magic-Decor
8/10/2018	Cimplx Compliance Services	155922	749.70	ACA Compliance
8/10/2018	Dream Masterz Productions Inc	155923	18,283.80	Magic-Entertainment
8/10/2018	Family Support Registry	155924	463.78	Employee Withholding
8/10/2018	Family Support Registry	155924	238.00	Employee Withholding
8/10/2018	Family Support Registry	155924	838.62	Employee Withholding
8/10/2018	Fantasia Angelina	155925	258.69	Employee Withholding
8/10/2018	Fout Benjamin	155926	1,560.00	Magic-Promo Video
8/10/2018	Grit & Grat LLC	155927	360.00	TIPS Alcohol Training
8/10/2018	Knights of Columbus Council #7502	155928	537.75	Pancake Breakfast-4th of July
8/10/2018	Knights of Columbus Council #7502	155928	221.25	Pancake Breakfast-4th of July
8/10/2018	Lawson Deborah	155929	2,875.00	Equipment Reimbursement
8/10/2018	LegalShield	155930	189.30	Ee legal
8/10/2018	Mueller Alec	155931	350.00	Performances at Adams County Fair
8/10/2018	Myers Nate	155932	400.00	Retiree Stipend
8/10/2018	National CineMedia LLC	155933	1,000.00	Magic-Digital
8/10/2018	Outdoor Promotions of Colorado LLC	155934	2,253.00	Magic-Billboards
8/10/2018	Porterfield Tehra	155936	175.00	Camera Reimbursement
8/10/2018	RCSolar-Arvada LLC	155937	342.57	Community Solar Subscription
8/10/2018	RCSolar-Arvada LLC	155937	316.38	Community Solar Subscription
8/10/2018	Rodriguez Michele	155938	75.00	4th of July-marketing
8/10/2018	Ronder Holdings Inc	155939	974.00	Magic-Game
8/10/2018	Scharfenberg Kelli	155940	175.00	Camera Reimbursment
8/10/2018	Tri-County Health Dept	155941	100.00	Magic-Permit
8/10/2018	Tri-State Fireworks Inc	155942	20,000.00	4th of July-fireworks 2/2
8/10/2018	Vantagepoint Transfer Agent	155943	3,467.46	2nd Qtr Admin Allowance Fees
8/10/2018	Vantagepoint Transfer Agent	155943	2,845.73	2nd Qtr Admin Allowance Fees
8/10/2018	Wireless Advanced Communications Inc	155944	4,656.20	Rec center walkie talkies
8/10/2018	Yamada Robyn	155946	560.00	NYT Pied Piper August 11, 2018
8/17/2018	A&E Tire Inc	155947	461.00	Invoice #501170-00 - Tires for Unit #243-11
8/17/2018	Absolute Graphics	155948	84.82	Embroidery Apparel Order July.
8/17/2018	Absolute Graphics	155948	31.70	Embroidery Apparel Order July (Antonio Esquibel).
8/17/2018	Absolute Graphics	155948	13.61	Screen Print Apparel Order July
8/17/2018	Absolute Graphics	155948	50.08	Embroidery Apparel Order July.
8/17/2018	Absolute Graphics	155948	20.92	Screen Print Apparel Order July (SN)
8/17/2018	Absolute Graphics	155948	25.57	Embroidery Apparel Order July (KR)
8/17/2018	Absolute Graphics	155948	133.33	Embroidery Apparel Order July (SN)
8/17/2018	Absolute Graphics	155948	106.80	Embroidery Apparel Order July (AG)
8/17/2018	Absolute Graphics	155948	85.71	Embroidery Apparel Order July (JM)
8/17/2018	Absolute Graphics	155948	21.09	Embroidery Apparel Order July (DS)
8/17/2018	Absolute Graphics	155948	11.32	Screen Print Apparel Order July (CM).
8/17/2018	Absolute Graphics	155948	42.18	Embroidery Apparel Order July (CM)
8/17/2018	Accela Inc #774375	155949	656.37	Annual maint - custom AP checks 8-13-18 to 8-12-19
8/17/2018	Adams County Finance Dept	155950	34,800.00	Flat Rock Trng Acad Class 24 AriattiBraatenBurtonHongPillaReem
8/17/2018	Adams County Finance Dept	155950	2,808.33	Terminal Guard for June 2018
8/17/2018	Advance Stores Company Inc	155951	7.34	Invoice #2194-514925 - Part for Stock #3595

August 2018
Cash Disbursements

<u>Date</u>	<u>Vendor</u>	<u>Check Number</u>	<u>Amount</u>	<u>Description</u>
8/17/2018	Advance Stores Company Inc	155951	93.80	Invoice #2194-515217 - Parts for Stock #1791 & #3974
8/17/2018	Alpine Arborists Pro Tree Care	155952	6,350.00	Tree removal
8/17/2018	Annas Stacy	155953	2,000.00	Partial Restitution
8/17/2018	Aqueous Solution Inc	155954	304.00	NRC Pool Chemicals
8/17/2018	Aqueous Solution Inc	155954	270.00	NRC Pool Chemicals
8/17/2018	Aranda Aurea	155955	50.00	Partial Restitution
8/17/2018	Autozone Inc	155956	27.99	Invoice #0830527269 - Part for Unit #241-10
8/17/2018	Autozone Inc	155956	129.99	Invoice #083057231 - Part for Unit #241-10
8/17/2018	Brannan Sand & Gravel Co	155958	429.68	Asphalt for street patching
8/17/2018	Brannan Sand & Gravel Co	155958	422.08	Asphalt for street patching
8/17/2018	Brannan Sand & Gravel Co	155958	342.65	Asphalt for street patching
8/17/2018	Brannan Sand & Gravel Co	155958	340.11	Asphalt for street patching
8/17/2018	Brannan Sand & Gravel Co	155958	387.01	Asphalt for street patching
8/17/2018	Brannan Sand & Gravel Co	155958	217.17	Asphalt for street patching
8/17/2018	Bruckner Truck Sales	155959	138.08	#149079V - Part for Stock #22094967
8/17/2018	Castanon Maria	155962	50.00	Partial Restitution
8/17/2018	Central States Hose Inc	155963	73.87	#2052833 - Parts for Unit #744-15
8/17/2018	CenturyLink QC	155964	15.42	Phone Services 88167368
8/17/2018	CenturyLink QC	155964	658.42	Phone Services 303.111.9601
8/17/2018	CenturyLink QC	155964	35.83	Phone Services 303.457.1578
8/17/2018	CenturyLink QC	155964	5.14	Phone Services 88167368
8/17/2018	CenturyLink QC	155964	119.18	Phone Services 303.111.9601
8/17/2018	CenturyLink QC	155964	20.55	Phone Services 88167368
8/17/2018	CenturyLink QC	155964	31.57	Phone Services 303.252.0397
8/17/2018	CenturyLink QC	155964	36.19	Phone Services 303.111.9601
8/17/2018	Choratch Alexandra K	155966	50.00	Partial restitution
8/17/2018	Cintas Corporation No 2	155967	57.25	Invoice #4008402055 - Mat Rental for M&O Bldg & Sign Shop
8/17/2018	Cintas Corporation No 2	155967	57.25	#4008644086 - Mat Rental for M&O Bldg. & Sign Shop
8/17/2018	Clark Jacob A	155968	806.00	For Video 2 - Residential Zoning
8/17/2018	CMM Law LLC	155969	4,770.00	Judge Magid's salary for August 2018
8/17/2018	Colorado Occupational Medicine Physicians	155971	35.00	Drug Screen
8/17/2018	Colorado Occupational Medicine Physicians	155971	70.00	Drug Screens
8/17/2018	Colorado Occupational Medicine Physicians	155971	85.00	Drug Screen
8/17/2018	Colorado Occupational Medicine Physicians	155971	110.00	Drug Screens
8/17/2018	Colorado Outdoor Inc	155972	450.00	Programming fee for digital sign
8/17/2018	Colorado Outdoor Power Equipment	155973	399.96	Equipment
8/17/2018	CPS Distributors Inc	155975	(3.01)	Credit
8/17/2018	CPS Distributors Inc	155975	197.88	Irrigation
8/17/2018	CPS Distributors Inc	155975	557.49	Irrigation
8/17/2018	CPS Distributors Inc	155975	12.50	Irrigation
8/17/2018	CPS Distributors Inc	155975	24.22	Irrigation
8/17/2018	CPS Distributors Inc	155975	25.09	Irrigation
8/17/2018	CPS Distributors Inc	155975	4.57	Irrigation
8/17/2018	CPS Distributors Inc	155975	24.48	Irrigation
8/17/2018	CPS Distributors Inc	155975	191.85	Irrigation
8/17/2018	CPS Distributors Inc	155975	30.68	Irrigation
8/17/2018	Cripe Timothy F	155976	1,200.00	Magic-Jazz Spiders
8/17/2018	Cruz Beatrix Cha Cha	155977	120.70	Fitness Zumba July 10 - 19, 2018
8/17/2018	Cruz Beatrix Cha Cha	155977	98.60	Fitness Zumba July 24 - Aug 2, 2018
8/17/2018	Csem Event Staffing LLC	155978	1,095.32	Magic-Staff
8/17/2018	Dunbar Armored Inc	155983	205.89	Courier Services
8/17/2018	Factory Motor Parts Co	155987	161.03	#24-1671645 - Part for Unit #542
8/17/2018	Farquhar David Robert Shawn	155989	640.21	Magic-Flight and Rental Car
8/17/2018	First Light Video Productions Inc	155990	1,600.00	Video taping CC meetings for July
8/17/2018	Galls Parent Holdings LLC	155992	415.00	PD ballistic vest - Department share
8/17/2018	Galls Parent Holdings LLC	155992	415.00	PD Bullet Proof Vest - BVP Reimbursement
8/17/2018	Garcia Chrissy	155993	50.00	Partial Restitution
8/17/2018	Genuine Parts Company	155995	(2.49)	Invoice #3394-375980 - Tax Credit from Invoice #3394-375549
8/17/2018	Genuine Parts Company	155995	30.94	Invoice #3394-375549 - Shop Supplies
8/17/2018	Genuine Parts Company	155995	31.26	Invoice #3394-376563 - Part for Stock #7312
8/17/2018	Goodyear Tire & Rubber Co	155996	338.90	Invoice #174-1080829 - Tires for Unit #130
8/17/2018	Goodyear Tire & Rubber Co	155996	2,714.00	Invoice #174-1080917 - Tires for Stock #1030 & #1078
8/17/2018	Goodyear Tire & Rubber Co	155996	(1,840.00)	Invoice #174-1080917 - Tire Credit from Invoice #174-1080917
8/17/2018	Hartco Inc	155998	255.00	Graffiti removal at Washington Point
8/17/2018	HD Northglenn LLC	155999	93,684.62	2018 ESTIP
8/17/2018	Heaton Corporation	156000	445.25	August janitorial services for M&O
8/17/2018	Hoffman, Parker, Wilson & Carberry PC	156004	16,963.89	Attorney fees month ending July 2018
8/17/2018	ICLEI-Local Government for Sustainability USA	156005	4,213.50	Billing Period Month of JULY 2018
8/17/2018	Integral Recoveries Inc	156006	2,651.75	Collections Payment for July 2018

August 2018
Cash Disbursements

<u>Date</u>	<u>Vendor</u>	<u>Check Number</u>	<u>Amount</u>	<u>Description</u>
8/17/2018	Kenz & Leslie Distributing Co	156008	205.20	Invoice #0662822 - Part for Stock #51
8/17/2018	Kone Inc	156009	212.01	#959006168 - Monthly Elevator Service for City Hall & Rec Ctr
8/17/2018	Law Office of Kevin C Flesch LLC	156011	1,022.50	Invoice 49645 & 49646 Court Appt. Attorney
8/17/2018	Mera Franklin	156013	280.00	Karate Instructor July 2 - 30, 2018
8/17/2018	MHC Kenworth	156014	69.48	#T00305601765611 - Parts for Unit #285
8/17/2018	MHC Kenworth	156014	68.75	#T00305601766046 - Parts for Unit #115
8/17/2018	Moore Pamela A	156015	145.00	Fitness Essentrics July 3 - 31, 2018
8/17/2018	Moreno Eduardo	156016	100.00	Partial Restitution
8/17/2018	Murphy Mary	156018	209.00	Chair massage July 25 - Aug 1, 2018
8/17/2018	Murray Dahl Kuchenmeister & Renaud	156019	3,300.00	Lobbying Services month of July 2018
8/17/2018	Networkfleet Inc	156022	113.70	July GPS fee for code vehicles
8/17/2018	Networkfleet Inc	156022	56.85	July GPS fee for sweepers & graffiti truck
8/17/2018	Nicoletti-Flater Assoc	156023	2,530.00	Pre-employment
8/17/2018	O'meara Ford Center Inc	156024	1,865.00	#FOCS698398 - Repair On Unit #245-12
8/17/2018	O'meara Ford Center Inc	156024	37.93	#981961 - Part for Unit #284-11
8/17/2018	O'meara Ford Center Inc	156024	43.10	Invoice #982466 - Part for Unit #281-15
8/17/2018	Party Time Rental Inc	156025	1,188.00	4th of July-Beer Garden Stage
8/17/2018	Petty Cash - M&O Fleet Svcs	156026	5.18	App for I Pad
8/17/2018	Petty Cash - M&O Fleet Svcs	156026	7.26	Civic Center Meeting
8/17/2018	Petty Cash - M&O Fleet Svcs	156026	31.05	Motor Vehicle Dept
8/17/2018	Pioneer Sand Co Inc	156027	86.00	Family campout
8/17/2018	Pros Plus LLC	156028	660.00	Summer Adult Softball Umpires July 16-31, 2018
8/17/2018	Quality-Water Biosystems Inc	156029	1,118.94	Water quality
8/17/2018	Safe Built Colorado Inc	156031	87,054.54	July Fee
8/17/2018	Safe Built Colorado Inc	156031	57.50	Permit #18NGN-01341 for Parks Dept Sprinkler fixed by Steve/WTP
8/17/2018	Siegel Oil	156034	2,513.29	Invoice #10222691 - Oil for Stock
8/17/2018	Signature Offset LLC	156035	3,598.80	Fall 2018 Activity Guide Printing
8/17/2018	Signature Offset LLC	156035	513.22	Fall 2018 Activity Guide Handling
8/17/2018	Stottlemeyer Renee	156037	200.00	Partial Restitution
8/17/2018	Sturgeon Electric Company Inc	156038	3,701.40	2018 Traffic Signal Maint. and Emergency Services for April
8/17/2018	Sturgeon Electric Company Inc	156038	3,701.40	2018 Traffic Signal Maint. and Emergency Services for May
8/17/2018	Sturgeon Electric Company Inc	156038	3,701.40	2018 Traffic Signal Maint. and Emergency Services for June
8/17/2018	The Inventing Room	156040	650.00	Magic-custom menu
8/17/2018	Tri-County Health Dept	156041	100.00	Magic-Food Vending Permit
8/17/2018	United Site Services	156044	1,255.00	NWOS restrooms
8/17/2018	United Site Services	156044	235.00	Danahy restroom
8/17/2018	United Site Services	156044	575.00	EB Rains restrooms
8/17/2018	United Site Services	156044	90.00	Scout restroom
8/17/2018	United Site Services	156044	125.00	Wyco restroom
8/17/2018	Waldman Angila	156049	184.80	Dance for the Actor Instructor July 7-28, 2018
8/17/2018	Walters Steve J	156050	254.00	Magic-Kids learn and take trick
8/17/2018	Watts Gabriela	156051	60.00	Spanish Interpreter for 7/19/18
8/17/2018	Williams Melinda	156053	26.94	Final Restitution
8/17/2018	Winfield Solutions LLC	156054	1,995.00	Fertilizer
8/17/2018	Xcel Energy	156055	143.61	Electric Usage
8/17/2018	Xcel Energy	156055	96.50	Electric Usage
8/17/2018	Xcel Energy	156055	1,479.53	Electric Usage
8/17/2018	Xcel Energy	156055	4,581.45	Electric Usage 53-1877559
8/17/2018	Xcel Energy	156055	189.11	Electric Usage 53-9428865
8/17/2018	Xcel Energy	156055	8,954.31	Electric Usage
8/17/2018	Xcel Energy	156055	47,262.29	Electric Usage
8/17/2018	Xcel Energy	156055	69.07	Electric Usage
8/17/2018	Xcel Energy	156055	2,555.52	Electric Usage
8/17/2018	Xcel Energy	156055	13.26	Electric Usage
8/17/2018	Xcel Energy	156055	78.67	Electric Usage
8/17/2018	Xcel Energy	156055	122.98	Electric Usage
8/17/2018	Xerox Corporation	156057	74.71	Monthly Leases
8/17/2018	Xerox Corporation	156057	58.31	Monthly Leases
8/17/2018	Xerox Corporation	156057	191.61	Monthly Leases
8/17/2018	Xerox Corporation	156057	126.54	Monthly Leases
8/17/2018	Xerox Corporation	156057	161.91	Monthly Leases
8/17/2018	Xerox Corporation	156057	116.85	Monthly Leases
8/17/2018	Xerox Corporation	156057	206.09	Monthly Leases
8/17/2018	Xerox Corporation	156057	32.80	Monthly Leases
8/17/2018	Xerox Corporation	156057	123.57	Monthly Leases
8/17/2018	Xerox Corporation	156057	10.39	Monthly Leases
8/17/2018	Xerox Corporation	156057	86.27	Monthly Leases
8/17/2018	Xerox Corporation	156057	139.45	Monthly Leases
8/17/2018	Xerox Corporation	156057	138.64	Monthly Leases

August 2018
Cash Disbursements

<u>Date</u>	<u>Vendor</u>	<u>Check Number</u>	<u>Amount</u>	<u>Description</u>
8/17/2018	Xerox Corporation	156057	746.72	Monthly Leases
8/17/2018	Xerox Corporation	156057	419.66	Monthly Leases
8/17/2018	Xerox Corporation	156057	140.27	Monthly Leases
8/17/2018	Xerox Corporation	156057	7.38	Monthly Leases
8/17/2018	Xerox Corporation	156057	4.37	Monthly Leases
8/17/2018	Xerox Corporation	156057	50.99	Monthly Leases
8/17/2018	Xerox Corporation	156057	4.03	Monthly Leases
8/17/2018	Young Barrett E	156058	440.00	Technical Coordinator Sub August 4-5, 2018
8/24/2018	Acre Pam	156062	71.00	CPPC Conference-Per Diem
8/24/2018	Anders Jessica	156063	107.47	Pension Loan Reimbursement
8/24/2018	Anderson Kenneth	156064	98.55	Loan Payment Reimbursement
8/24/2018	Bailey Kathy	156065	350.16	Pension Loan Reimbursement
8/24/2018	Berens Ron	156066	71.00	CPPC Conference-Per Diem
8/24/2018	CenterPoint Energy Services Retail LLC	156069	131.62	Natural Gas usage
8/24/2018	CenterPoint Energy Services Retail LLC	156069	546.82	Natural Gas usage
8/24/2018	CenterPoint Energy Services Retail LLC	156069	55.86	Natural Gas usage
8/24/2018	CenturyLink QC	156071	675.00	Phone lines...60457401
8/24/2018	Colorado Delivers! Inc	156072	600.00	Magic-Poster Delivery
8/24/2018	Colorado Delivers! Inc	156072	45.00	FTC-Beer Delivery
8/24/2018	Family Support Registry	156073	463.78	Employee Withholding
8/24/2018	Family Support Registry	156073	238.00	Employee Withholding
8/24/2018	Family Support Registry	156073	838.62	Employee Withholding
8/24/2018	Fantasia Angelina	156074	258.69	Employee Withholding
8/24/2018	Fulton Joy	156075	71.00	CPPC Conference-Per Diem
8/24/2018	Gardner James	156076	71.00	CPPC Conference-Per Diem
8/24/2018	Haralson Ron	156077	71.00	CPPC Conference-Per Diem
8/24/2018	LegalShield	156079	216.90	Ee Legal
8/24/2018	Loveland Jason	156080	71.00	CPPC Conference-Per Diem
8/24/2018	McNeilly Mitchell	156081	71.00	CPPC Conference-Per Diem
8/24/2018	Pinnacol Assurance	156082	559.25	Deductibles
8/24/2018	Pinnacol Assurance	156082	401.38	Deductibles
8/24/2018	Quality-Water Biosystems Inc	156083	2,583.87	June water quality
8/24/2018	Scott David	156084	71.00	CPPC Conference-Per Diem
8/24/2018	Small Johanna	156085	71.00	CPPC Conference-Per Diem
8/24/2018	Sungelo David	156086	155.00	Magic-Radios
8/24/2018	United States Postal Service	156087	4,347.20	September postage for Northglenn Connection
8/24/2018	Xcel Energy	156089	14.87	Electric Usage
8/24/2018	Xcel Energy	156089	27.82	Electric Usage
8/31/2018	A&E Tire Inc	156090	292.92	Invoice #503188-00 - Tires for Unit #317-13
8/31/2018	A&E Tire Inc	156090	133.57	#505751-00 - Tires for Unit #225-16
8/31/2018	Absolute Graphics	156091	31.64	Backordered apparel
8/31/2018	Absolute Graphics	156091	31.64	Backordered apparel
8/31/2018	Adams County Finance Dept	156093	2,808.33	Records Terminal Guard for July 2018.
8/31/2018	Adams County Finance Dept	156093	1,990.00	Animal Shelter fee for June 2018.
8/31/2018	Adams County Finance Dept	156093	1,455.00	July 2018 Animal Shelter Fee.
8/31/2018	Adams Twelve Five Star Schools	156094	1,450.52	Bussing for Summer Day Camp July 2018
8/31/2018	Advance Stores Company Inc	156095	29.40	Invoice #2194-515847 - Part for Stock #3599
8/31/2018	Advance Stores Company Inc	156095	(10.00)	Invoice #2194-512812 - Battery Core Credit
8/31/2018	Advance Stores Company Inc	156095	5.95	Invoice #2194-515366 - Part for Unit #107-14
8/31/2018	Advance Stores Company Inc	156095	26.25	Invoice #2194-515779 - Part for Unit #737
8/31/2018	Advance Stores Company Inc	156095	17.00	Invoice #2194-517734 - Parts for Stock #1085 & #100010
8/31/2018	Almost Home Inc	156096	1,250.00	Outside Agency Funding OAF 2018
8/31/2018	Andrews Lisa	156097	65.62	Mileage reimbursement
8/31/2018	Aqueous Solution Inc	156098	100.00	Kiwanis Pool Chemicals
8/31/2018	Autozone Inc	156099	169.99	Invoice #0830546076 Part for Unit #304
8/31/2018	Autozone Inc	156099	(137.98)	Invoice #0830502626 - Part Credit
8/31/2018	Bezjak Richard J	156100	550.00	Lacrosse Coach first payment Fall 2018
8/31/2018	Biggins James	156102	507.92	Post Employment Benefits
8/31/2018	Boone Jeremy	156103	100.00	Partial Restitution
8/31/2018	Brannan Sand & Gravel Co	156104	431.38	Asphalt for street repairs
8/31/2018	Bruckner Truck Sales	156106	283.50	Invoice #25644VS - Repair On Unit #133-17
8/31/2018	Cardenas Michael Anthony	156107	450.00	Professional Services
8/31/2018	Cintas Corporation No 2	156108	57.25	Invoice #4007327803 - Mat Rental for M&O Bldg. & Sign Shop
8/31/2018	Cintas Corporation No 2	156108	57.25	Invoice #4008955517 - Mat Rental for M&O Bldg. & Sign Shop
8/31/2018	Cintas Corporation No 2	156108	57.25	Invoice #4009126773 - Mat Rental for M&O Bldg. & Sign Shop
8/31/2018	City of Wheat Ridge	156109	730.00	H.Geyer ICMA Reg.Reimbursement
8/31/2018	Colorado Asphalt Services LLC	156111	784.00	Cold mix for street repairs
8/31/2018	Colorado Brake and Supply Inc	156112	22.34	Invoice #CB23988 - Part for Unit #170
8/31/2018	Colorado Community Media	156113	13.44	Legal Notice Ordinance 1758

August 2018
Cash Disbursements

<u>Date</u>	<u>Vendor</u>	<u>Check Number</u>	<u>Amount</u>	<u>Description</u>
8/31/2018	Complete Auto Glass Inc	156114	150.00	Invoice #63473 - Windshield for Unit #542
8/31/2018	CPS Distributors Inc	156116	18.36	Irrigation
8/31/2018	CPS Distributors Inc	156116	243.55	Irrigation
8/31/2018	CPS Distributors Inc	156116	34.17	Irrigation
8/31/2018	CPS Distributors Inc	156116	49.45	Irrigation
8/31/2018	CPS Distributors Inc	156116	132.19	Irrigation
8/31/2018	CPS Distributors Inc	156116	55.42	Irrigation
8/31/2018	CPS Distributors Inc	156116	414.03	Irrigation
8/31/2018	CPS Distributors Inc	156116	127.36	Irrigation
8/31/2018	CPS Distributors Inc	156116	25.70	Irrigation
8/31/2018	Cruz Beatrix Cha Cha	156117	105.40	Fitness Zumba August 7 - 16, 2018
8/31/2018	Dell Marketing LP	156118	6,427.50	Dell Optiplex 7050 SFF
8/31/2018	Dell Marketing LP	156118	1,117.39	Dell Optiplex 7050 MT
8/31/2018	Dell Marketing LP	156118	2,022.82	Dell Optiplex 7050 SFF
8/31/2018	Dell Marketing LP	156118	1,070.65	Dell 2217H monitor
8/31/2018	Dell Marketing LP	156118	2,166.23	Dell 2217H monitor
8/31/2018	Dell Marketing LP	156118	147.90	Dell Speakers
8/31/2018	Dell Marketing LP	156118	251.58	Dell Docking Station - USB 3
8/31/2018	Delta Dental Plan of Colo	156119	197.82	COBRA
8/31/2018	Delta Dental Plan of Colo	156119	10,240.95	Ee Dental Insurance
8/31/2018	Denver Sanitary Co Inc	156120	330.00	#15874 - Pump Out & Wash Sand & Grease Trap At Wash Bay
8/31/2018	Dummies Unlimited Inc	156123	5,790.00	2 Arrest Control Training Dummies per Estimate 18-1373
8/31/2018	Dummies Unlimited Inc	156123	125.30	2 Arrest Control Training Dummies per Estimate 18-1373
8/31/2018	Ennis-Flint Inc	156124	837.90	Thermal marking materials
8/31/2018	Factory Motor Parts Co	156126	63.30	#39-313164 - Part for Unit #249-11
8/31/2018	Faris Machinery	156127	429.24	Invoice #C36574 - Part for Unit #744-15
8/31/2018	Fluidicial Greeniacs	156128	312.69	#10107673 - Part for Stock #1306 & #1530
8/31/2018	Food for Hope	156129	2,500.00	Outside Agency Funding OAF 2018
8/31/2018	Genuine Parts Company	156133	7.56	Invoice #3394-377945 - Part for Unit #304
8/31/2018	Genuine Parts Company	156133	9.53	Invoice #3394-378552 - Part for Unit #269-11
8/31/2018	Geyer Heather	156134	385.96	Expense Reimbursement
8/31/2018	Golf & Sport Solutions	156135	465.00	Chalk
8/31/2018	Goodyear Tire & Rubber Co	156137	604.95	#174-1081057 - Tires for Unit #133-17 & Stock #1078
8/31/2018	Goodyear Tire & Rubber Co	156137	42.20	Invoice #174-1081095 - Tires for Stock #1030 & #1078
8/31/2018	Growing Home Inc	156138	1,250.00	Outside Agency Funding OAF 2018
8/31/2018	Hankins Denise	156139	50.00	Partial Restitution
8/31/2018	Immaculate Heart of Mary Parish	156140	5,000.00	Outside Agency Funding 2018
8/31/2018	Jayhawk Trailers Inc	156141	4.00	Invoice #84797 - Part for Unit #297
8/31/2018	Johnson Auto Plaza Inc	156142	346.92	#384960 - Part for Unit #233-13
8/31/2018	Kaiser Permanente	156144	298.57	Retiree
8/31/2018	Kaiser Permanente	156144	1,194.42	COBRA
8/31/2018	Kaiser Permanente	156144	178,771.99	Ee Health Insurance
8/31/2018	Keesen Landscape Management Inc	156145	2,580.00	I-25 mow
8/31/2018	Law Office of Kevin C Flesch LLC	156147	600.00	Invoice 49807 Solis-Navarro
8/31/2018	Lynch Pamela	156149	10.00	Refund; Property is unable to release requested photos.
8/31/2018	Mera Franklin	156151	245.00	Karate Instructor August 1 - 22, 2018
8/31/2018	Murphy Mary	156152	198.00	Chair Massage August 15 - 22, 2018
8/31/2018	Nesladek James T	156155	357.50	#1479 - Replace Automatic Door Control on City Hall Front Door
8/31/2018	Nettles Summer	156156	41.58	Expense Reimbursement
8/31/2018	North Metro Rescue District	156157	50.00	Acct 15-2936A
8/31/2018	North Suburban Medical Center	156158	50.00	Patient No.45003819999
8/31/2018	NPD Benevolence Fund	156159	236.00	Flower Fund
8/31/2018	O'meara Ford Center Inc	156160	4.88	Invoice #974158 - Part for Unit #127
8/31/2018	O'meara Ford Center Inc	156160	207.01	Invoice #982204 - Parts for Unit #737
8/31/2018	O'meara Ford Center Inc	156160	41.80	Invoice #983639 - Part for Unit #404-15
8/31/2018	O'meara Ford Center Inc	156160	43.96	Invoice #984090 - Part for Unit #404-15
8/31/2018	O'Reilly Automotive Stores Inc	156161	9.59	Invoice #2816-296097 - Part for Unit #512-12
8/31/2018	Olivas Bianca	156163	50.00	Partial Restitution
8/31/2018	Pioneer Sand Co Inc	156164	68.12	Magic fest rock
8/31/2018	Pioneer Sand Co Inc	156164	164.79	Centennial rock
8/31/2018	Pioneer Sand Co Inc	156164	180.65	Centennial rock
8/31/2018	Pioneer Sand Co Inc	156164	183.41	Centennial rock
8/31/2018	Pioneer Sand Co Inc	156164	1,236.93	Overpass rock
8/31/2018	Pros Plus LLC	156166	675.00	Softball Umpires August 1 - 15, 2018
8/31/2018	Rathbun Chad	156168	50.00	Partial Restitution
8/31/2018	Red Arrow Corporation	156169	132.47	Invoice #43747 - Repair Hotsy Pressure Washer
8/31/2018	Revize LLC	156170	8,400.00	Revize Annual Maintenance
8/31/2018	Santella Mathis	156172	360.00	Cara Volleyball Coach Fall 2018 first payment
8/31/2018	Schafer Nicole	156173	550.00	Lacrosse Coach Fall 2018 first payment

**August 2018
Cash Disbursements**

<u>Date</u>	<u>Vendor</u>	<u>Check Number</u>	<u>Amount</u>	<u>Description</u>
8/31/2018	Schurman Jeffrey	156174	50.00	Partial Restitution
8/31/2018	Senior Hub The	156175	5,000.00	Outside Agency Funding OAF 2018
8/31/2018	Sherdan Joann	156176	133.06	Restitution
8/31/2018	Signature Offset LLC	156177	1,517.50	Connection
8/31/2018	Sutton Tammy	156180	17.44	Mileage for meeting at ACDF
8/31/2018	Swarco Inc	156181	203.00	Paint
8/31/2018	Taylor Kevin S	156182	775.00	Technical Coordinator Sub May 7 - August 19, 2018
8/31/2018	Tech Electronics of Colorado LLC	156183	390.00	l180725115 - Reprogram Fire Alarm Panel @ Recreation Center
8/31/2018	The Lincoln National Life Ins Co	156185	4,907.17	Life and LTD Insurance
8/31/2018	The Lincoln National Life Ins Co	156185	2,230.75	Additional Life Insurance
8/31/2018	Ultramax Ammunition	156188	14,426.21	Ammunition for Training & SWAT.
8/31/2018	US Bank NA	156189	13,305.86	Inv. #869364174834 - Fuel Purchased By City Vehicle Thru 8-23-18
8/31/2018	Valley Athletic Field Solutions Inc	156190	2,631.28	Athletic field paint
8/31/2018	Vector Disease Control International LLC	156191	2,738.83	Mosquito control August
8/31/2018	Vonage Business Inc	156192	4,174.77	Aug telephone services - CHall & WWTP
8/31/2018	Vonage Business Inc	156192	680.96	Aug telephone services - NRC
8/31/2018	Vonage Business Inc	156192	1,237.76	Aug telephone services - M&O
8/31/2018	Vonage Business Inc	156192	356.59	Aug telephone services - WTP
8/31/2018	Weinrauch Paul D	156193	200.00	Huron Project - Exterior
8/31/2018	Xcel Energy	156195	3,956.57	Electric/Gas Usage
8/31/2018	Xcel Energy	156195	105.46	Electric Usage

Conservation Trust Fund

8/3/2018	DHM Design Corporation	155837	1,017.66	City portion- splash pad
8/3/2018	DHM Design Corporation	155837	1,696.09	ADCO grant- splash pad
8/17/2018	DHM Design Corporation	155981	4,010.03	City portion- splash pad
8/17/2018	DHM Design Corporation	155981	6,683.38	ADCO grant- splash pad
8/31/2018	Quikrete Holdings Inc Contech Engineered Solutions LLC	156167	22,000.00	Pedestrian bridge repair
8/31/2018	Tri-County Health Dept	156187	120.00	Splash pad plan review

Capital Projects Fund

8/3/2018	ABCO Contracting Inc	155790	128,352.60	Marketplace Pedestrian Bridge Rehab Project
8/3/2018	Asphalt Specialties Co	155800	89,723.70	2017 Residential Street Program
8/3/2018	CTL Thompson Inc	155835	224.00	Parks Barn
8/3/2018	CTL Thompson Inc	155835	1,661.00	Justice Center
8/3/2018	DHM Design Corporation	155837	389.18	City CIP for NWOS Design
8/3/2018	DHM Design Corporation	155837	389.19	ADCO Grant for NWOS Design
8/3/2018	DHM Design Corporation	155837	1,696.09	City portion- bath house
8/3/2018	DHM Design Corporation	155837	1,017.66	ADCO grant- bath house
8/3/2018	DHM Design Corporation	155837	11,097.26	Justice Center West park design
8/3/2018	Drexell Barrell & Co	155840	17,624.00	112th Ave. Corridor Improvement Project
8/3/2018	Drexell Barrell & Co	155840	4,820.00	Professional Services from 06/02/18 to 06/29/18
8/3/2018	Drexell Barrell & Co	155840	4,406.00	112th Ave. Corridor Improvement Project
8/3/2018	Drexell Barrell & Co	155840	1,205.00	Professional Services from 06/02/18 to 06/29/18
8/3/2018	Hoefer Wysocki Architects LLC	155859	15,135.71	Professional Services from June 1
8/3/2018	Martin Marietta Materials Inc	155868	34,407.88	2018 Residential Street Program - June payment
8/3/2018	Martin Marietta Materials Inc	155868	217,314.79	2018 Residential Street Program
8/3/2018	Matrix Design Group Inc	155870	5,377.50	Marketplace Pedestrian Bridge Rehab
8/3/2018	Southwest Mobile Storage Inc	155893	112.20	From 07/23/2018 to 08/19/18
8/3/2018	Stanley Consultants	155895	4,365.49	Period for June 17 - July 21, 2018
8/3/2018	W L Contractors Inc	155907	55,575.00	2018 Traffic Signal Improvements Program
8/3/2018	Workplace Elements LLC	155913	12,892.24	Additional Fitness Equipment 50% Deposit
8/17/2018	CTL Thompson Inc	155979	188.00	Parks Barn Replacement
8/17/2018	CTL Thompson Inc	155979	218.00	Ralston House
8/17/2018	DHM Design Corporation	155981	2,556.73	City CIP for NWOS Design
8/17/2018	DHM Design Corporation	155981	2,556.72	ADCO Grant for NWOS Design
8/17/2018	DHM Design Corporation	155981	6,683.37	City portion- bath house
8/17/2018	DHM Design Corporation	155981	4,010.02	ADCO grant- bath house
8/17/2018	DHM Design Corporation	155981	5,952.38	Justice Center West park design
8/17/2018	Eidos Architects PC	155984	5,099.54	Professional Services from June 1 - June 30, 2018
8/17/2018	Eidos Architects PC	155984	3,047.82	Professional Services from June 1 - June 30, 2018
8/17/2018	Himmelman Construction Inc	156002	218,103.85	Ralston House Development Project
8/17/2018	Hoefer Wysocki Architects LLC	156003	14,476.68	Archhitects for Design and Engineering Services for the Northgle
8/17/2018	W L Contractors Inc	156047	29,925.00	2018 Traffic Signal Improvements Program-Remaining work/retainag
8/17/2018	Xcel Energy	156056	10,416.32	Construction/Ralston House
8/24/2018	Himmelman Construction Inc	156078	236,136.98	Ralston House Development Project
8/31/2018	Drexell Barrell & Co	156122	6,044.99	Professional Services from June 30 - July 27, 2017

August 2018
Cash Disbursements

<u>Date</u>	<u>Vendor</u>	<u>Check Number</u>	<u>Amount</u>	<u>Description</u>
8/31/2018	Drexell Barrell & Co	156122	1,511.25	Professional Services from June 30 - July 27, 2018
8/31/2018	Project One Integrated Services LLC	156165	8,131.00	Professional Services through 07/31/2018
8/31/2018	Southwest Mobile Storage Inc	156178	112.20	Rental from 08/20/18 to 09/16/18

Water & Wastewater Fund

8/1/2018	Delta Dental Plan of Colo	155785	1,815.14	Ee Dental Insurance
8/1/2018	Delta Dental Plan of Colo	155785	950.72	Ee Dental Insurance
8/1/2018	Kaiser Permanente	155786	35,035.87	Ee HealthInsurance
8/1/2018	Kaiser Permanente	155786	298.57	Retiree
8/1/2018	Kaiser Permanente	155786	17,607.50	Ee HealthInsurance
8/3/2018	Absolute Graphics	155791	17.44	Embroidered Hats (6/2018).
8/3/2018	Absolute Graphics	155791	17.44	Embroidered Hats (6/2018).
8/3/2018	Absolute Graphics	155791	17.48	Embroidered Hats (6/2018).
8/3/2018	Absolute Graphics	155791	17.44	Embroidered Hats (6/2018).
8/3/2018	Absolute Graphics	155791	17.44	Embroidered Hats (6/2018).
8/3/2018	Audio Visual Innovations Inc	155801	129.38	Maintenance for Council Chambers Audio system beg.9/6/18
8/3/2018	BROWN GARY OR DIANNE	155807	15.00	Refund Check
8/3/2018	Browns Hill Engineering & Controls Inc	155808	373.30	Update Router Passwords.
8/3/2018	Browns Hill Engineering & Controls Inc	155808	128.00	Time control to MLR Pumps.
8/3/2018	BURNFIELD BRADLEY	155809	10.00	Refund Check
8/3/2018	CenturyLink QC	155813	277.60	Telephone 303.452.2257
8/3/2018	CenturyLink QC	155813	45.26	Telephone 303.254.9657
8/3/2018	CenturyLink QC	155813	32.98	Telephone 303.457.1578
8/3/2018	CGRS Inc	155815	9,852.00	Pressure Reducing Valves Assessment
8/3/2018	Chemtrade Chemicals Corporation	155817	4,207.84	7/9/18 Aluminum Sulfate 11.721 @ \$356 per ton
8/3/2018	City of Northglenn	155820	5.00	Sampling Program - 011024
8/3/2018	City of Northglenn	155820	5.00	Sampling Program - 011022
8/3/2018	City of Northglenn	155820	5.00	Sampling Program -011414
8/3/2018	City of Northglenn	155820	5.00	Sampling Program - 011423
8/3/2018	City of Northglenn	155820	5.00	Sampling Program - 012458
8/3/2018	City of Northglenn	155820	5.00	Sampling Program - 012462
8/3/2018	City of Northglenn	155820	5.00	Sampling Program - 012466
8/3/2018	City of Northglenn	155820	5.00	Sampling Program - 012471
8/3/2018	City of Northglenn	155820	5.00	Sampling Program - 012536
8/3/2018	City of Northglenn	155820	5.00	Sampling Program - 012537
8/3/2018	City of Northglenn	155820	5.00	Sampling Program - 012538
8/3/2018	City of Northglenn	155820	5.00	Sampling Program - 012539
8/3/2018	City of Northglenn	155820	5.00	Sampling Program - 012540
8/3/2018	City of Northglenn	155820	5.00	Sampling Program - 012308
8/3/2018	City of Northglenn	155820	5.00	Sampling Program - 012312
8/3/2018	City of Northglenn	155820	5.00	Sampling Program - 023321
8/3/2018	City of Northglenn	155820	5.00	Sampling Program - 012325
8/3/2018	City of Northglenn	155820	5.00	Sampling Program - 023708
8/3/2018	City of Northglenn	155820	5.00	Sampling Program - 012332
8/3/2018	City of Northglenn	155820	5.00	Sampling Program - 023863
8/3/2018	City of Northglenn	155820	5.00	Sampling Program - 012341
8/3/2018	City of Northglenn	155820	5.00	Sampling Program - 012345
8/3/2018	City of Northglenn	155820	5.00	Sampling Program - 012346
8/3/2018	City of Northglenn	155820	5.00	Sampling Program - 012349
8/3/2018	City of Northglenn	155820	5.00	Sampling Program - 021644
8/3/2018	City of Northglenn	155820	5.00	Sampling Program - 012359
8/3/2018	City of Northglenn	155820	5.00	Sampling Program - 018064
8/3/2018	City of Northglenn	155820	5.00	Sampling Program -12370
8/3/2018	City of Northglenn	155820	5.00	Sampling Program - 012371
8/3/2018	City of Northglenn	155820	5.00	Sampling Program - 012373
8/3/2018	City of Northglenn	155820	5.00	Sampling Program - 012381
8/3/2018	City of Northglenn	155820	5.00	Sampling Program - 012387
8/3/2018	City of Northglenn	155820	5.00	Sampling Program - 012393
8/3/2018	City of Northglenn	155820	5.00	Sampling Program - 012394
8/3/2018	City of Northglenn	155820	5.00	Sampling Program - 021144
8/3/2018	City of Northglenn	155821	150.00	Water Rebate - 13477
8/3/2018	City of Northglenn	155821	75.00	Water Rebate - 23917
8/3/2018	City of Northglenn	155821	150.00	Water Rebate - 14633
8/3/2018	Colorado Analytical Lab	155826	42.40	Cyanide Weak & Potentially Diss. Metals
8/3/2018	DPC Industries Inc	155839	5,594.88	7/12/18 Sodium Hypochlorite 4512 gal @ \$1.24.
8/3/2018	Eurofins Eaton Analytical Inc	155842	450.00	UMCR AM3 (SEC 3)
8/3/2018	Evoqua Water Technologies LLC	155843	389.55	7/30/18 Pallet of NaCL
8/3/2018	Farmers Reservoir & Irrigation	155846	24,806.60	June 2018 Billing

August 2018
Cash Disbursements

<u>Date</u>	<u>Vendor</u>	<u>Check Number</u>	<u>Amount</u>	<u>Description</u>
8/3/2018	Fisher Brown & Gunn PC	155849	324.50	17CW3210 City of Arvada Svcs Rendered through May 31, 2018
8/3/2018	Fisher Brown & Gunn PC	155849	10,706.17	18CW3007-FRICO Standley Change Svcs through May 31, 2018
8/3/2018	Fisher Brown & Gunn PC	155849	188.07	Standley Lake Diligence 2018 Svcs through May 31, 2018
8/3/2018	Fisher Brown & Gunn PC	155849	1,468.80	General - Professional Services through May 31, 2018
8/3/2018	General Air Service & Supply Co	155852	104.20	Cylinder Purchases; Helium Nitrogen etc.
8/3/2018	General Air Service & Supply Co	155852	725.06	Cylinder Purchases; Helium Nitrogen etc.
8/3/2018	Keesen Landscape Management Inc	155864	250.00	WTF Mowing & Weed Control
8/3/2018	Keesen Landscape Management Inc	155864	1,590.00	WTF Mowing & Weed Control
8/3/2018	Keesen Landscape Management Inc	155864	500.00	WWTP Mowing & Weed Control
8/3/2018	Keesen Landscape Management Inc	155864	5,040.00	WWTP Mowing & Weed Control
8/3/2018	Mapleton Public Schools	155867	356.75	Water Festival Buses
8/3/2018	MiDo Printing Co Inc	155872	47.36	Business Cards
8/3/2018	MiDo Printing Co Inc	155872	47.34	Business Cards
8/3/2018	National Meter & Automation In	155875	5,077.96	Residential Water Meter/Reader Replacement Purchase
8/3/2018	RCSolar-Arvada LLC	155885	5,039.77	Community Solor Subscription
8/3/2018	RCSolar-Arvada LLC	155885	1,258.42	Community Solor Subscription
8/3/2018	Resource Central	155886	5,616.00	Garden in a Box Community Program.
8/3/2018	Resource Central	155886	384.00	Adding \$384.00 payment back to this P.O. because Tami Moon wants
8/3/2018	STEWART GENE	155896	157.25	Refund Check
8/3/2018	The Lincoln National Life Ins Co	155897	1,108.34	Life and LTD Insurance
8/3/2018	The Lincoln National Life Ins Co	155897	430.69	Additional Life Insurance
8/3/2018	The Lincoln National Life Ins Co	155897	458.19	Life and LTD Insurance
8/3/2018	The Lincoln National Life Ins Co	155897	87.45	Additional Life Insurance
8/3/2018	TZA Water Engineers Inc	155900	3,132.00	Professional Services from May 27 - June 23, 2018
8/3/2018	VWR Funding Inc	155906	3,445.19	Therrmolyne Premium Large Muffle Furnace 6000 208V.
8/3/2018	ZHENG YAN	155915	82.69	Refund Check
8/10/2018	QUEZADA JULIO	155918	310.03	Refund Check
8/10/2018	Calvan Julia	155920	60.94	Utility over payment
8/10/2018	CenturyLink QC	155921	122.01	Telephone Service
8/10/2018	Family Support Registry	155924	233.00	Employee Withholding
8/10/2018	Output Services Inc	155935	932.62	UB Printing 2018
8/10/2018	Output Services Inc	155935	4,000.00	UB Mailing 2018
8/10/2018	RCSolar-Arvada LLC	155937	5,747.95	Community Solar Subscription
8/10/2018	RCSolar-Arvada LLC	155937	1,435.25	Community Solar Subscription
8/10/2018	Vantagepoint Transfer Agent	155943	2,311.65	2nd Qtr Admin Allowance Fees
8/10/2018	Xcel Energy	155945	53.42	Gas usage...53-0011660151
8/10/2018	Xcel Energy	155945	111.82	Gas usage...53-0011660148
8/17/2018	Absolute Graphics	155948	20.92	Screen Print Apparel Order July.
8/17/2018	Absolute Graphics	155948	20.92	Screen Print Apparel Order July.
8/17/2018	Absolute Graphics	155948	186.88	Apparel for new employees
8/17/2018	Absolute Graphics	155948	31.82	Screen Print Apparel Order July (BS)
8/17/2018	Absolute Graphics	155948	20.92	Screen Print Apparel Order July.
8/17/2018	Absolute Graphics	155948	20.92	Screen Print Apparel Order July.
8/17/2018	Absolute Graphics	155948	238.56	Embroidery Apparel Order July (AG)
8/17/2018	Accela Inc #774375	155949	218.79	Annual maint - custom AP checks 8-13-18 to 8-12-19
8/17/2018	BT Construction	155960	2,000.00	Construction Water Meter Deposit Refund
8/17/2018	BURNFIELD BRADLEY	155961	187.99	Refund Check
8/17/2018	CenturyLink QC	155964	525.99	Phone Services 303.111.9601
8/17/2018	CenturyLink QC	155964	15.42	Phone Services 88167368
8/17/2018	CenturyLink QC	155964	(845.38)	Phone Services 303.111.9601
8/17/2018	CenturyLink QC	155964	35.97	Phone Services 303.254.9657
8/17/2018	Chemtrade Chemicals Corporation	155965	4,207.12	7/30/18 Aluminum Sulfate 24 ton @ \$359.
8/17/2018	Colorado Analytical Lab	155970	42.40	Cyanide Weak & Potentially Diss. Metals
8/17/2018	Colorado Analytical Lab	155970	54.40	Cyanide Weak & Potentially Diss. Metals by ICP-MS
8/17/2018	Colorado Occupational Medicine Physicians	155971	90.00	DOT Exam
8/17/2018	Colorado Occupational Medicine Physicians	155971	85.00	Drug Screen/Physical
8/17/2018	Core & Main LP	155974	330.00	#J290468 - Rubber Meter Washers
8/17/2018	CUES Inc	155980	37,359.00	Upgrade/retrofit current CCTV equipment replace current CUES
8/17/2018	DPC Industries Inc	155982	5,639.23	7/12/18 Sodium Hydroxide 4057 gal @ \$1.39
8/17/2018	DPC Industries Inc	155982	5,294.60	7/27/18 Sulfric Acid 46040 lbs@ \$.115
8/17/2018	Dunbar Armored Inc	155983	308.84	Courier Services
8/17/2018	Eurofins Eaton Analytical Inc	155985	100.00	Pb/Cu
8/17/2018	Eurofins Eaton Analytical Inc	155985	450.00	UMCR AM3
8/17/2018	Evouqua Water Technologies LLC	155986	13,345.67	7/20/18 Bioxide 3892 gal @ \$3.429 per gal
8/17/2018	Farmers Reservoir & Irrigation	155988	9,091.19	2018 Standley Lake Operating Committee IGA for July 2018 Billing
8/17/2018	General Air Service & Supply Co	155994	135.23	Cylinder Rentals; Helium Nitrogen etc.
8/17/2018	Hach Company	155997	2,768.08	db TU5300sc Turb Flow
8/17/2018	Heaton Corporation	156000	445.25	August janitorial services for M&O
8/17/2018	Heaton Corporation	156000	536.50	August janitorial services for WTF

August 2018
Cash Disbursements

<u>Date</u>	<u>Vendor</u>	<u>Check Number</u>	<u>Amount</u>	<u>Description</u>
8/17/2018	Heaton Corporation	156000	101.25	August janitorial services for WWTF
8/17/2018	Hensel Jason	156001	273.59	Employee reimbursement
8/17/2018	JUDISH JOHN	156007	290.11	Refund Check
8/17/2018	Kone Inc	156009	212.00	#959006168 - Monthly Elevator Service for City Hall & Rec Ctr
8/17/2018	KUMAR ERIC	156010	100.00	Refund Check
8/17/2018	Linko Technology Inc	156012	995.00	Linko Software Training (2 Modules)
8/17/2018	Mountain View Water Users	156017	40.00	Water Usage 40
8/17/2018	Nalco Company	156020	6,747.30	7/23/18 CAT_FLOC 4590 lbs @\$1.47
8/17/2018	National Meter & Automation In	156021	10,109.76	#S1102636.001 - Meter ERT's
8/17/2018	Networkfleet Inc	156022	37.90	July GPS fee for utilities trucks
8/17/2018	Petty Cash - M&O Fleet Svcs	156026	36.24	Emergency Water Break
8/17/2018	Raatz William Adam	156030	512.00	Proposal for Facility Assessment of the Bunker Hill Lift Station
8/17/2018	Raatz William Adam	156030	2,160.00	WWTP UV Upgrades (Engineering Consultant)
8/17/2018	Safety Equipment Co	156032	797.39	Acid Coveralls & Haz Proof Boots.
8/17/2018	SICKING JUSTIN	156033	161.64	Refund Check
8/17/2018	State of Colorado Dept of Public Safety	156036	4,940.00	WQC Safe Drinking Water Fee PWSID CO0101115
8/17/2018	State of Colorado Dept of Public Safety	156036	115.00	Annual Pretreatment Permit CO036757
8/17/2018	State of Colorado Dept of Public Safety	156036	13,920.00	Annual Billing for WWTP Permit CO036757
8/17/2018	Teledyne Instruments Inc	156039	1,896.50	Pro-Hanger Asembly 18-24 Inch Manholes Item# 692003599.
8/17/2018	Teledyne Instruments Inc	156039	116.00	Pro-Hanger Suppension Harness for 37.5 kb full sized autosampler
8/17/2018	Teledyne Instruments Inc	156039	68.00	Pr-Hanger Suppension Harness for GLS Autosamplers.
8/17/2018	TZA Water Engineers Inc	156042	11,992.32	Services from 06/24/18 to 07/28/18
8/17/2018	UNCC	156043	901.90	#218070638 - RTL Transmissions Throught 7-31-18
8/17/2018	Universal Tractor Co	156045	462.09	Annual Maintenance on Kubota.
8/17/2018	Universal Tractor Co	156045	620.68	Starter Repair on Kubota.
8/17/2018	WAGONER MARY LEE	156048	45.38	Refund Check
8/17/2018	William D Hillen Corp	156052	1,822.70	Construction Water Meter Deposit Refund Less Water Usage
8/17/2018	Xcel Energy	156055	19,869.87	Electric Usage
8/17/2018	Xcel Energy	156055	75.62	Electric Usage 53-1877559
8/17/2018	Xcel Energy	156055	6,338.51	Electric Usage 53-1877559
8/17/2018	Xerox Corporation	156057	18.41	Monthly Leases
8/17/2018	Xerox Corporation	156057	297.36	Monthly Leases
8/17/2018	Xerox Corporation	156057	108.91	Monthly Leases
8/17/2018	Xerox Corporation	156057	41.66	Monthly Leases
8/17/2018	Xerox Corporation	156057	68.22	Monthly Leases
8/17/2018	Xerox Corporation	156057	4.02	Monthly Leases
8/17/2018	Xerox Corporation	156057	6.78	Monthly Leases
8/17/2018	Xerox Corporation	156057	85.82	Monthly Leases
8/17/2018	Xerox Corporation	156057	0.89	Monthly Leases
8/17/2018	Xerox Corporation	156057	6.99	Monthly Leases
8/24/2018	BH NORTHGLENN LLC	156067	30.53	Refund Check
8/24/2018	BH NORTHGLENN LLC	156068	46.81	Refund Check
8/24/2018	CenturyLink QC	156070	275.04	Phone lines...303.452.2257
8/24/2018	Family Support Registry	156073	275.00	Employee Withholding
8/24/2018	Pinnacle Assurance	156082	134.51	Deductibles
8/31/2018	Brannan Sand & Gravel Co	156104	131.81	Asphalt for water line patch Huron & 103rd
8/31/2018	Browns Hill Engineering & Controls Inc	156105	128.00	MDS Radio Equip Testing
8/31/2018	Browns Hill Engineering & Controls Inc	156105	1,333.30	Flow Meter Issues & Big Dry Creek Totalizer Programing
8/31/2018	Browns Hill Engineering & Controls Inc	156105	874.60	SCADA - Autosampler & Big Dry Creek Flow
8/31/2018	Colorado Analytical Lab	156110	108.00	Total Metals by ICP-MS (Purple Moon).
8/31/2018	Colorado Analytical Lab	156110	96.80	Cyanide Weak & Potentially Diss. Metals
8/31/2018	Colorado Analytical Lab	156110	42.40	Cyanide Weak & Potentially Diss. Metals
8/31/2018	Core & Main LP	156115	80.61	#J324302 - Water Parts
8/31/2018	Core & Main LP	156115	25.85	Invoice #J403644 - Water Parts for Huron Center
8/31/2018	Dell Marketing LP	156118	4,285.00	Dell Optiplex 7050 SFF
8/31/2018	Dell Marketing LP	156118	59.16	Dell Speakers
8/31/2018	Delta Dental Plan of Colo	156119	1,877.01	Ee Dental Insurance
8/31/2018	Delta Dental Plan of Colo	156119	924.80	Ee Dental Insurance
8/31/2018	Denver Sanitary Co Inc	156120	330.00	#15874 - Pump Out & Wash Sand & Grease Trap At Wash Bay
8/31/2018	DPC Industries Inc	156121	5,602.32	8/8/18 Sodium Hypochlorite 4518 gal @ \$1.24 per gal.
8/31/2018	DPC Industries Inc	156121	5,569.73	Sodium Hydroxide 32% Solution Membrane Grade
8/31/2018	DPC Industries Inc	156121	178.88	8/13/18 Sodium Hypochlorite One 54 gal drum @ \$3.22 per gal.
8/31/2018	DPC Industries Inc	156121	5,158.90	8/13/18 Sulfric Acid 44860 lb @ \$0.12
8/31/2018	Evoqua Water Technologies LLC	156125	389.55	NaCl 49 bags @ \$7.95 per bag.
8/31/2018	Evoqua Water Technologies LLC	156125	14,592.17	Bioxide +71 3553 gal @ \$4.107 per gal.
8/31/2018	Evoqua Water Technologies LLC	156125	12,920.47	8/21/2018 Bioxide 3768 gal @ \$3.429 per gal.
8/31/2018	Gan Alexander	156131	427.28	Mileage Reimbursement - training
8/31/2018	GE Intelligent Platforms Inc	156132	575.00	DR-G00P253VO - Drivers IGS - Industrial Gateway Server for Basic
8/31/2018	GE Intelligent Platforms Inc	156132	14.62	APN-PERM+PER AUTO BDL - Accelerated Plan Bundle for Premier Leve

**August 2018
Cash Disbursements**

<u>Date</u>	<u>Vendor</u>	<u>Check Number</u>	<u>Amount</u>	<u>Description</u>
8/31/2018	GE Intelligent Platforms Inc	156132	3,859.00	iFix Plus Development SCADA Synchronization v5.8
8/31/2018	GE Intelligent Platforms Inc	156132	145.48	Accelerated Bundle for Automation Premier Level.
8/31/2018	GE Intelligent Platforms Inc	156132	1,930.00	SCADA Backup License.
8/31/2018	GE Intelligent Platforms Inc	156132	72.77	Accelerated Plan Bundle for SCADA Backup License
8/31/2018	GONZLES JUAN	156136	908.28	Refund Check
8/31/2018	Jonathan D Cole IRA Entrust of Colorado Inc	156143	70.61	Refund Check
8/31/2018	Kaiser Permanente	156144	34,755.51	Ee Health Insurance
8/31/2018	Kaiser Permanente	156144	298.57	Retiree
8/31/2018	Kaiser Permanente	156144	17,512.10	Ee Health Insurance
8/31/2018	Key General Contractors Inc	156146	1,965.00	Construction Water Meter Deposit Refund Less Missing Wrench
8/31/2018	Lowe's Companies Inc Lowe's Home Centers LLC	156148	400.00	Construction Water Meter Deposit Refund
8/31/2018	Madden Steel Inc	156150	200.00	#17723 - Labor To Burn & Bend Steel Plate for TV Van
8/31/2018	Nalco Company	156153	6,747.30	8/7/18 CAT_FLOC 4590 lbs @ \$1.47 lbs.
8/31/2018	National Meter & Automation In	156154	15,164.64	Invoice #S1103409.001 - ERT's
8/31/2018	National Meter & Automation In	156154	15,671.60	Invoice #S1103409.001 - Meter Body
8/31/2018	Nesladek James T	156155	357.50	#1479 - Replace Automatic Door Control on City Hall Front Door
8/31/2018	Spectrum Microscope Services	156179	160.00	A-1001 PM & Cleaning Service (WWTP Lab)
8/31/2018	Teledyne Instruments Inc	156184	192.02	5800 Cable w/ Fly Leads for Refrigeration Sampler.
8/31/2018	The Lincoln National Life Ins Co	156185	1,250.57	Life and LTD Insurance
8/31/2018	The Lincoln National Life Ins Co	156185	465.72	Additional Life Insurance
8/31/2018	The Lincoln National Life Ins Co	156185	537.99	Life and LTD Insurance
8/31/2018	The Lincoln National Life Ins Co	156185	122.44	Additional Life Insurance
8/31/2018	Vonage Business Inc	156192	1,391.59	Aug telephone services - CHall & WWTP
8/31/2018	Vonage Business Inc	156192	226.99	Aug telephone services - NRC
8/31/2018	Vonage Business Inc	156192	412.59	Aug telephone services - M&O
8/31/2018	Vonage Business Inc	156192	118.86	Aug telephone services - WWTP
8/31/2018	Xcel Energy	156195	52.68	Gas Usage 53-0011660151
8/31/2018	Xcel Energy	156195	265.62	Gas Usage 53-011660148

Stormwater Fund

8/1/2018	Delta Dental Plan of Colo	155785	146.69	Ee Dental Insurance
8/1/2018	Kaiser Permanente	155786	446.46	Ee HealthInsurance
8/3/2018	Colorado Dept of Public Health	155828	1,053.00	Annual Billing 07/1/18-06/30/19 Permit#COR090010 Inv#WM191044454
8/3/2018	The Lincoln National Life Ins Co	155897	32.65	Life and LTD Insurance
8/3/2018	Urban Drainage & Flood Control	155902	5,000.00	Reolution # 18-73 IGA #18-04-01
8/17/2018	Xerox Corporation	156057	23.57	Monthly Leases
8/31/2018	Acre Pam	156092	171.66	Mileage and Parking Expense for Pam Acre for Stormcon Conference
8/31/2018	Delta Dental Plan of Colo	156119	146.69	Ee Dental Insurance
8/31/2018	Kaiser Permanente	156144	446.46	Ee Health Insurance
8/31/2018	The Lincoln National Life Ins Co	156185	36.23	Life and LTD Insurance

Sanitation Fund

8/1/2018	Delta Dental Plan of Colo	155785	692.08	Ee Dental insurance
8/1/2018	Kaiser Permanente	155786	13,080.10	Ee HealthInsurance
8/3/2018	BFI Waste Systems of North America	155803	7,635.39	July 1-15 landfill fee for residential trash disposal
8/3/2018	Front Range Landfill	155850	344.15	Back up landfill fee for July 1-15
8/3/2018	The Lincoln National Life Ins Co	155897	237.89	Life and LTD Insurance
8/3/2018	The Lincoln National Life Ins Co	155897	293.54	Additional Life Insurance
8/3/2018	Western Trading Co	155911	104.99	Work boots for Guzman
8/3/2018	WM Recycle America LLC	155912	3,424.74	June \$22.40/ton fee for residential recycling
8/17/2018	Absolute Graphics	155948	161.88	Apparel for new employees
8/17/2018	Absolute Graphics	155948	205.66	Apparel for new employees
8/17/2018	BFI Waste Systems of North America	155957	104.87	July 16-31 landfill fee for WWTP
8/17/2018	BFI Waste Systems of North America	155957	9,035.59	July 16-31 landfill fee for residential trash disposal
8/17/2018	Colorado Occupational Medicine Physicians	155971	300.00	Physical/Drug Screens
8/17/2018	Front Range Landfill	155991	505.78	Backup landfill fee for July 16-31
8/17/2018	Networkfleet Inc	156022	132.65	July GPS fee for trash trucks
8/17/2018	Vermeer Sales & Service of Colorado Inc	156046	7,250.00	Tub grinder rental
8/17/2018	Xcel Energy	156055	224.86	Electric Usage 53-1877559
8/17/2018	Xerox Corporation	156057	4.73	Monthly Leases
8/31/2018	BFI Waste Systems of North America	156101	7,982.13	Aug 1-15 landfill fee for residential trash disposal
8/31/2018	BFI Waste Systems of North America	156101	59.53	Aug 1-15 landfill fee for WWTP
8/31/2018	Delta Dental Plan of Colo	156119	657.85	Ee Dental insurance
8/31/2018	Front Range Landfill	156130	382.72	Back-up landfill fee for Aug 1-15
8/31/2018	Kaiser Permanente	156144	12,316.73	Ee Health Insurance
8/31/2018	Occupational Health Centers of the Southwest PA PC	156162	95.50	DOT Recert
8/31/2018	Rhinehart Oil Co Inc	156171	578.73	Diesel exhaust fluid

August 2018
Cash Disbursements

<u>Date</u>	<u>Vendor</u>	<u>Check Number</u>	<u>Amount</u>	<u>Description</u>
8/31/2018	The Lincoln National Life Ins Co	156185	298.26	Life and LTD Insurance
8/31/2018	The Lincoln National Life Ins Co	156185	293.54	Additional Life Insurance
8/31/2018	Toter Inc	156186	1,092.02	Trash cart lids
8/31/2018	WM Recycle America LLC	156194	3,133.69	July \$20.12/ton fee for residential recycling
		<u>Grand Total</u>	<u>\$ 2,905,604.80</u>	

CITY OF NORTHGLENN
MAYOR / CITY COUNCIL
2018 OPERATING EXPENDITURES

DATE	TYPE	VENDOR	TOTAL	Council Wide	COUNCILPERSON								Comment		
					Mayor	Dodge	Sauers	Leighty	Downing	Brown B	Whitman	Mullica		Esquibel	Willford
General Fund 10															
61100 Professional Services															
02/08/18	Check	Hoffmann, Parker, Wilson, & Carberry	22,602.10	22,602.10										City Attorney Fee for January 2018	
02/08/18	Check	Hoffmann, Parker, Wilson, & Carberry	3,000.00	3,000.00										Prosecuting Attorney for January 2018	
02/28/18	Check	Murray Dahl Kuchenmeister & Renaud	3,300.00	3,300.00										Lobbying Services	
03/06/18	Check	i3 Integration	7,000.00	7,000.00										Facilitators for 2018 City Council retreat	
03/07/18	Check	Hoffmann, Parker, Wilson, & Carberry	14,314.96	14,314.96										City Attorney Fee for February 2018	
03/07/18	Check	Hoffmann, Parker, Wilson, & Carberry	3,000.00	3,000.00										Prosecuting Attorney for February 2018	
03/13/18	Check	Murray Dahl Kuchenmeister & Renaud	3,300.00	3,300.00										Lobbying Services	
04/09/18	Check	Hoffmann, Parker, Wilson, & Carberry	13,651.51	13,651.51										City Attorney Fee for March 2018	
04/09/18	Check	Hoffmann, Parker, Wilson, & Carberry	3,000.00	3,000.00										Prosecuting Attorney for March 2018	
04/10/18	Check	Murray Dahl Kuchenmeister & Renaud	3,300.00	3,300.00										Lobbying Services	
05/07/18	Check	Hoffmann, Parker, Wilson, & Carberry	12,209.14	12,209.14										City Attorney Fee for April 2018	
05/07/18	Check	Hoffmann, Parker, Wilson, & Carberry	3,000.00	3,000.00										Prosecuting Attorney for April 2018	
05/08/18	Check	Murray Dahl Kuchenmeister & Renaud	3,300.00	3,300.00										Lobbying Services	
06/08/18	Check	Hoffmann, Parker, Wilson, & Carberry	10,434.00	10,434.00										City Attorney Fee for May 2018	
06/08/18	Check	Hoffmann, Parker, Wilson, & Carberry	3,000.00	3,000.00										Prosecuting Attorney for May 2018	
06/08/18	Check	Murray Dahl Kuchenmeister & Renaud	3,300.00	3,300.00										Lobbying Services	
07/10/18	Check	Murray Dahl Kuchenmeister & Renaud	3,300.00	3,300.00										Lobbying Services	
07/13/18	Check	Hoffmann, Parker, Wilson, & Carberry	16,168.80	16,168.80										City Attorney Fee for June 2018	
07/13/18	Check	Hoffmann, Parker, Wilson, & Carberry	3,000.00	3,000.00										Prosecuting Attorney for June 2018	
08/07/18	Check	Murray Dahl Kuchenmeister & Renaud	3,300.00	3,300.00										Lobbying Services	
08/13/18	Check	Hoffmann, Parker, Wilson, & Carberry	13,963.89	13,963.89										City Attorney Fee for July 2018	
08/13/18	Check	Hoffmann, Parker, Wilson, & Carberry	3,000.00	3,000.00										Prosecuting Attorney for July 2018	
Total Professional Services															
	Actual		154,444.40	154,444.40	-	-	-	-	-	-	-	-	-	-	
	Budget		280,000.00	280,000.00	-	-	-	-	-	-	-	-	-	-	
	Variance		125,555.60	125,555.60	-	-	-	-	-	-	-	-	-	-	
61500 Communication Services															
01/04/18	Check	Scudder Press	344.51	344.51										Legislative Policy Guides	
01/31/18	Pcard	Usps	49.00	49.00										Postage stamps	
02/01/18	Check	Scudder Press	624.97									312.48	312.49	Ward 4 Community meeting postcards	
03/31/18	Pcard	Scudder Press	542.87				271.44	271.43						Ward 1 Community meeting postcards	
04/30/18	Pcard	Scudder Press	668.33					334.17	334.16					Ward 2 Community meeting postcards	
06/30/18	Pcard	Scudder Press	1,091.18									545.59	545.59	Ward 4 Community meeting postcards	
Total Communication Services															
	Actual		3,320.86	393.51	-	271.44	271.43	334.17	334.16	-	-	858.07	858.08		
	Budget		20,100.00	20,100.00	-	-	-	-	-	-	-	-	-		
	Variance		16,779.14	19,706.49	-	(271.44)	(271.43)	(334.17)	(334.16)	-	-	(858.07)	(858.08)		
61600 Training/Registration															
01/31/18	Pcard	Frontier Airlines	941.20										470.60	470.60	NLC Spring Conference - airfare
01/31/18	Pcard	Colorado Municipal League	110.00					110.00							CML 2018 Legislative Workshop registration
01/31/18	Pcard	National League of Cities	970.00											970.00	NLC Spring Conference - registration
01/31/18	Pcard	Hotels.com	1,342.28									671.14	671.14	NLC Spring Conference - lodging	
01/31/18	Pcard	National League of Cities	1,160.00									1,160.00		NLC Spring Conference - registration	
01/31/18	Pcard	Colorado Municipal League	110.00			110.00								CML 2018 Legislative Workshop registration	
01/31/18	Pcard	Metro North Chamber of Commerce	35.00			35.00								MNCC Economic Forecast breakfast	
01/31/18	Pcard	Colorado Municipal League	110.00									110.00		CML 2018 Legislative Workshop registration	
02/15/18	Check	Julie Duran Mullica	250.00									250.00		NLC Spring Conference	
02/15/18	Check	Jenny Willford	250.00										250.00	NLC Spring Conference	
02/28/18	Pcard	Colorado Municipal League	85.00									85.00		Effective Governance for Municipal Officials registration	
02/28/18	Pcard	Metro North Chamber of Commerce	35.00					35.00						MNCC Economic Forecast breakfast meeting	
02/28/18	Pcard	Marriott Vail Mountain	199.84						199.84					CML Conference - lodging deposit	
02/28/18	Pcard	Marriott Vail Mountain	199.84									199.84		CML Conference - lodging deposit	
02/28/18	Pcard	Marriott Vail Mountain	199.84										199.84	CML Conference - lodging deposit	
02/28/18	Pcard	Marriott Vail Mountain	199.84						199.84					CML Conference - lodging deposit	
02/28/18	Pcard	Marriott Vail Mountain	199.84			199.84								CML Conference - lodging deposit	
02/28/18	Pcard	Marriott Vail Mountain	199.84											CML Conference - lodging deposit	
02/28/18	Pcard	Marriott Vail Mountain	199.84									199.84		CML Conference - lodging deposit	
02/28/18	Pcard	Marriott Vail Mountain	199.84											CML Conference - lodging deposit	
02/28/18	Pcard	Colorado Municipal League	299.00									299.00		CML Conference Registration	

CITY OF NORTHGLENN
MAYOR / CITY COUNCIL
2018 OPERATING EXPENDITURES

DATE	TYPE	VENDOR	TOTAL	COUNCILPERSON										Comment	
				Council Wide	Mayor										
				Dodge	Sauers	Leighty	Downing	Brown B	Whitman	Mullica	Esquibel	Willford			
02/28/18	Pcard	Colorado Municipal League	466.00				466.00								CML Conference Registration
02/28/18	Pcard	Colorado Municipal League	466.00					466.00							CML Conference Registration
02/28/18	Pcard	Colorado Municipal League	269.00						269.00						CML Conference Registration
02/28/18	Pcard	Colorado Municipal League	427.00									427.00			CML Conference Registration
03/31/18	Pcard	People for the American	300.00		300.00										Young Elected Officials Conference
03/31/18	Pcard	Colorado Municipal League	285.00										285.00		CML Conference Registration
03/31/18	Pcard	Sq* Taxi	40.00		40.00										NLC Conference - Washington DC
03/31/18	Pcard	Sq* Taxi	39.15		39.15										NLC Conference - Washington DC
03/31/18	Pcard	Sq* Taxi	26.00		26.00										NLC Conference - Washington DC
03/31/18	Pcard	Marriott Wardman Parking	1,057.87		1,057.87										NLC Conference - Washington DC
04/10/18	Check	Reimburse Dodge expenses	(1,163.02)		(1,163.02)										NLC Reimbursement for Mayor Dodge from CML
04/30/18	Pcard	Colorado Municipal League	789.00			372.00	417.00								CML Conference Registration
04/30/18	Pcard	PayPal	150.00			150.00									2018 LaRaza Gala/Dinner registration
05/21/18	Check	Julie Duran Mullica	(250.00)							(250.00)					NLC per diem never used
05/31/18	Pcard	US Conference of Mayors	875.00		875.00										US Conference of Mayors conference
05/31/18	Pcard	National League of Cities	1,005.00			545.00	460.00								NLC Conference - Los Angeles
05/31/18	Pcard	National League of Cities	800.00					800.00							NLC Conference - Los Angeles
05/31/18	Pcard	Dpac Garage	10.00		10.00										Prayer Day breakfast parking
06/07/18	Check	Joyce Downing	200.00					200.00							CML Conference
06/22/18	Check	Reimburse Whitman expenses	(50.00)						(50.00)						Cancellation conference registration fee
06/30/18	Pcard	AIPAC	199.00			199.00									Young Elected Officials Conference
06/30/18	Pcard	CASA Adams	60.00			30.00	30.00								CASA Indulge event
06/30/18	Pcard	Marriott Vail Mountain	(17.84)			(17.84)									CML Conference lodging tax reimbursement
06/30/18	Pcard	Marriott Vail Mountain	(17.84)						(17.84)						CML Conference lodging tax reimbursement
06/30/18	Pcard	Marriott Vail Mountain	164.16									164.16			CML Conference lodging
06/30/18	Pcard	Marriott Vail Mountain	346.16					346.16							CML Conference lodging
06/30/18	Pcard	Marriott Vail Mountain	433.16				433.16								CML Conference lodging
06/30/18	Pcard	Marriott Vail Mountain	352.59					352.59							CML Conference lodging
06/30/18	Pcard	Marriott Vail Mountain	392.18								392.18				CML Conference lodging
06/30/18	Pcard	Marriott Vail Mountain	347.24							347.24					CML Conference lodging
07/31/18	Pcard	Colorado Municipal League	(219.00)						(219.00)						Refund CML Conference registration
07/31/18	Pcard	Swa*earlybrd	15.00				15.00								NLC Conference Los Angeles - airfare
07/31/18	Pcard	Swa*earlybrd	15.00				15.00								NLC Conference Los Angeles - airfare
07/31/18	Pcard	Southwest	15.00				15.00								NLC Conference Los Angeles - airfare
07/31/18	Pcard	Swa*earlybrd	245.96				245.96								NLC Conference Los Angeles - airfare
07/31/18	Pcard	Swa*earlybrd	15.00				15.00								NLC Conference Los Angeles - airfare
07/31/18	Pcard	Southwest	245.96				245.96								NLC Conference Los Angeles - airfare
07/31/18	Pcard	Swa*earlybrd	15.00									15.00			Young Elected Officials Conference - Seattle
07/31/18	Pcard	Swa*earlybrd	15.00									15.00			Young Elected Officials Conference - Seattle
07/31/18	Pcard	Southwest	561.96									561.96			Young Elected Officials Conference - Seattle
08/31/18	Pcard	Colorado Municipal League	85.00		85.00										CML 2018 Mayors Summit
Total Training/Registration															
		Actual	16,306.89	-	1,115.00	1,778.00	1,540.00	2,708.92	1,018.43	182.00	3,342.82	1,019.02	3,602.70		
		<i>Budget</i>	<i>40,500.00</i>	-	<i>4,500.00</i>	<i>4,500.00</i>	<i>4,500.00</i>	<i>4,500.00</i>	<i>4,500.00</i>	<i>4,500.00</i>	<i>4,500.00</i>	<i>4,500.00</i>	<i>4,500.00</i>		
		<i>Variance</i>	<i>24,193.11</i>	-	<i>3,385.00</i>	<i>2,722.00</i>	<i>2,960.00</i>	<i>1,791.08</i>	<i>3,481.57</i>	<i>4,318.00</i>	<i>1,157.18</i>	<i>3,480.98</i>	<i>897.30</i>		
62100 Office Supplies															
01/31/18	Pcard	OfficeMax	39.34	39.34											Supplies for 2018 City Council Retreat
06/30/18	Pcard	OfficeDepot	4.30	4.30											Folders to put travel information in
06/30/18	Pcard	OfficeDepot	10.04	10.04											Folders to put travel information in
Total Office Supplies															
		Actual	53.68	53.68	-	-	-	-	-	-	-	-	-		
		<i>Budget</i>	<i>200.00</i>	<i>200.00</i>	-	-	-	-	-	-	-	-	-		
		<i>Variance</i>	<i>146.32</i>	<i>146.32</i>	-	-	-	-	-	-	-	-	-		
62300 Operating Supplies															
01/04/18	Check	Absolute Graphics	157.83							157.83					New logo apparel
01/31/18	Pcard	Ds Services	35.90	35.90											Water for general meeting use
01/31/18	Pcard	Facility Operations	120.00								60.00	60.00			Ward 4 Community meeting
01/31/18	Pcard	Hearttoheartsympathygive	59.99	59.99											Chime to the Downing family
01/31/18	Pcard	Wal-Mart	16.67	16.67											City Council snacks meeting on 1/22/18
01/31/18	Pcard	Bravos Italian Restaurant	471.65	471.65											2018 City Council Retreat - lunch

CITY OF NORTHGLENN
MAYOR / CITY COUNCIL
2018 OPERATING EXPENDITURES

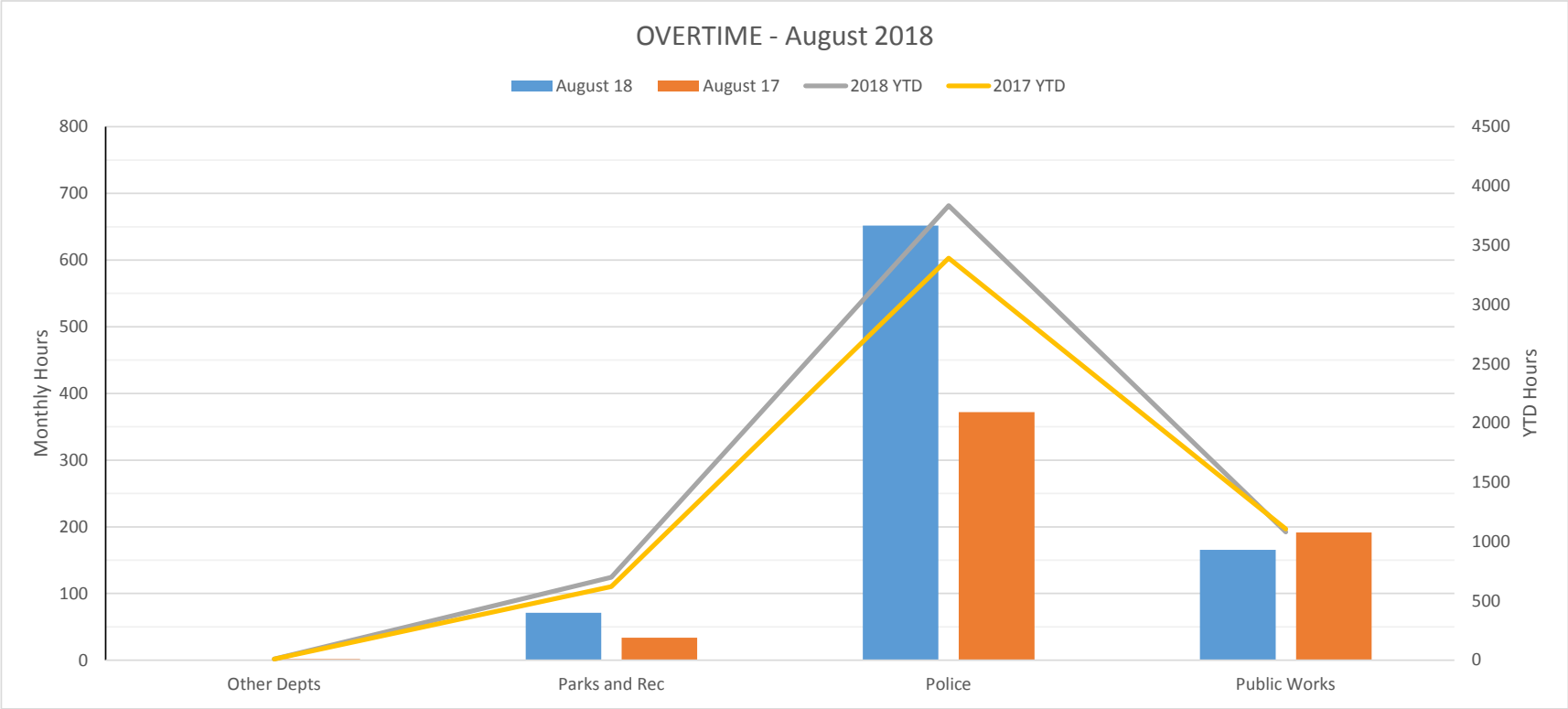
DATE	TYPE	VENDOR	TOTAL	COUNCILPERSON										Comment		
				Mayor												
				Council Wide	Dodge	Sauers	Leighty	Downing	Brown B	Whitman	Mullica	Esquibel	Willford			
01/31/18	Pcard	Office Depot	39.34	39.34												2018 City Council Retreat supplies
01/31/18	Pcard	Office Depot	63.16	63.16												2018 City Council Retreat supplies
02/08/18	Check	CPAAN	250.00	50.00			50.00	50.00	50.00		50.00					Annual award banquet for Police Department
02/15/18	Check	MiDo Printing	79.72				39.86		39.86							New business cards
02/16/18	Check	Absolute Graphics	32.82					32.82								New logo apparel
02/19/18	Check	Absolute Graphics	82.34	82.34												New logo apparel
02/28/18	Pcard	Santiago's Mexican Restaurant	45.00	45.00												2018 City Council Retreat - breakfast
02/28/18	Pcard	Safeway	125.55	125.55												2018 City Council Retreat - supplies
02/28/18	Pcard	Safeway	81.44	81.44												2018 City Council Retreat - coffee
02/28/18	Pcard	Wal-Mart	98.86	98.86												Meeting snacks
02/28/18	Pcard	Ds Services	31.88	31.88												Water general meeting use
02/28/18	Pcard	Wal-Mart	21.92	21.92												Meeting snacks
02/28/18	Pcard	Cinzettis:plaza Catering	300.00	50.00	25.00			50.00		50.00	25.00	25.00	50.00	25.00		ADCOG Dinner meeting - Northglenn host city
02/28/18	Pcard	Jnn Northglenn	327.46	327.46												2018 City Council Retreat - Friday night team building
03/01/18	Check	Petty Cash-City Manager	10.35	10.35												Fruit/snacks meeting on 1/8/18
03/01/18	Check	Petty Cash-City Manager	54.00					54.00								Parking charges - Historic Conference
03/31/18	Pcard	Artistic Flowers	125.00	125.00												Flowers to the family of Walt Stonehocker
03/31/18	Pcard	Wal-Mart	6.51	6.51												Fruit/snacks meeting on 3/5/18
03/31/18	Pcard	Wal-Mart	19.16	19.16												Study session snacks
03/31/18	Pcard	Creative Awards	28.17					28.17								Name badges
03/31/18	Pcard	Ds Services	33.97	33.97												Water general meeting use
03/31/18	Pcard	Walgreens	38.34	38.34												Easter candy for CC, CM, CA, CC meeting on 3/26/18
03/31/18	Pcard	Wal-Mart	55.63	55.63												Easter candy for CC, CM, CA, CC meeting on 3/26/18
03/31/18	Pcard	Artistic Flowers	125.00	125.00												Get Well - Mayor Steve Hogan
03/31/18	Pcard	Atlanta Bread	123.70		123.70											Coffee with the Mayor Saturday edition
04/30/18	Pcard	Adams Broomfield Bar Association	40.00					20.00					20.00			Law Day Breakfast event
04/30/18	Pcard	Eb Adams County Excel	100.00		100.00											Adams Count Excellence Awards luncheon
04/30/18	Pcard	Wal-Mart	27.23	27.23												Snacks/fruit city council meeting on 4/9/18
04/30/18	Pcard	Ds Services	40.00	40.00												Water for general meeting use
04/30/18	Pcard	OfficeMax	10.36	10.36												Batteries for microphone/speaker
04/30/18	Pcard	Wal-Mart	33.29	33.29												City Council meeting snacks
04/30/18	Pcard	Safeway	20.43					10.21	10.22							Ward 2 Community meeting snacks
04/30/18	Pcard	Colorado Municipal League	97.00	97.00												Steve Austin Hero Award General Lunch at CML
04/30/18	Pcard	The Glenn Bar & Grill	89.56		44.78		44.78									Ward 1 Community meeting snacks
05/31/18	Pcard	Artistic Flowers	125.00	125.00												Flowers to the family of Leslie Carrico
05/31/18	Pcard	Costco	298.47	298.47												Candy for Memorial Day Parade
05/31/18	Pcard	Ds Services	67.89	67.89												Water for general meeting use
05/31/18	Pcard	Wal-Mart	22.75	22.75												Meeting snacks
05/31/18	Pcard	PayPal	100.00	100.00												Donation in lieu of flowers - Mayor Stephen Hogan
05/31/18	Pcard	Target	50.72	50.72												Meeting snacks
06/07/18	Check	Petty Cash-finance	25.00										12.50	12.50		Room charge for Ward 4 community meeting
06/07/18	Check	Petty Cash-finance	30.88	30.88												City Council meeting snacks
06/30/18	Pcard	Wal-Mart	14.77	14.77												Meeting snacks for meeting on 6/11/18
06/30/18	Pcard	Ds Services	28.50	28.50												Water for general meeting use
06/30/18	Pcard	Wal-Mart	7.37	7.37												Meeting snacks for meeting on 6/18/18
06/30/18	Pcard	Wal-Mart	16.42	16.42												Meeting snacks for meeting on 6/25/18
06/30/18	Pcard	Safeway	17.48										8.74	8.74		Dry Ice to keep ice cream cold Ward 4 meeting
06/30/18	Pcard	Atlanta Bread	55.48		55.48											Pastries for Mingle with the Mayor
06/30/18	Pcard	Longhorn	32.06		32.06											Lunch meeting
06/30/18	Pcard	Costco	47.97										23.99	23.98		Ice cream for Ward 4 Community meeting
07/31/18	Pcard	Ds Services	36.60	36.60												Water general meeting use
07/31/18	Pcard	Wal-Mart	22.66	22.66												Fruit for council meeting on 7/9/18
07/31/18	Pcard	Walgreens	20.00	20.00												Meeting snacks
07/31/18	Pcard	Artistic Flowers	125.00	125.00												Flowers to the family of Sue May
07/31/18	Pcard	Wal-Mart	11.67	11.67												Fruit for city council meeting on 7/23/18
08/31/18	Check	Absolute Graphics	84.82		84.82											New logo apparel
08/31/18	Check	Absolute Graphics	31.70										31.70			New logo apparel
08/31/18	Pcard	Ds Services	34.55	34.55												Water for general meeting use
08/31/18	Pcard	Walgreens	25.04	25.04												Meeting snacks
08/31/18	Pcard	Wal-Mart	12.91	12.91												Fruit for meeting on 8/6/18
08/31/18	Pcard	Facility Operations	25.00										12.50	12.50		Ward 4 Community meeting room use fee
08/31/18	Pcard	Facility Operations	120.00										60.00	60.00		Ward 4 Community meeting room use fee
08/31/18	Pcard	Wal-Mart	93.10		93.10											Food and supplies for Mingle with the Mayor on 8/14/18
08/31/18	Pcard	Tlf'debbees Garden Flora	125.00	125.00												Flowers to the family of Mayor Carol Dodge

CITY OF NORTHGLENN
MAYOR / CITY COUNCIL
2018 OPERATING EXPENDITURES

DATE	TYPE	VENDOR	TOTAL	Council Wide	COUNCILPERSON								Comment		
					Mayor	Dodge	Sauers	Leighty	Downing	Brown B	Whitman	Mullica		Esquibel	Willford
08/31/18	Pcard	Target	43.06	43.06											Meeting snacks
08/31/18	Pcard	Mountain Man	33.55	33.55											Thank you to Rob Webber for Acting City Manager duties
08/31/18	Pcard	Wal-Mart	60.69	60.69											Meeting snacks
08/31/18	Pcard	Ds Services	69.09	69.09											Water general meeting use
08/31/18	Pcard	Snooze an AM Eatery	32.40		32.40										Breakfast meeting
Total Operating Supplies															
		Actual	5,466.83	3,605.59	591.34	134.64	160.99	174.07	60.22	25.00	232.83	279.43	202.72		
		<i>Budget</i>	<i>12,000.00</i>	<i>-</i>	<i>1,333.33</i>	<i>1,333.33</i>	<i>1,333.33</i>	<i>1,333.33</i>	<i>1,333.33</i>	<i>1,333.33</i>	<i>1,333.33</i>	<i>1,333.33</i>	<i>1,333.33</i>	<i>1,333.36</i>	
		<i>Variance</i>	<i>6,533.17</i>	<i>(3,605.59)</i>	<i>741.99</i>	<i>1,198.69</i>	<i>1,172.34</i>	<i>1,159.26</i>	<i>1,273.11</i>	<i>1,308.33</i>	<i>1,100.50</i>	<i>1,053.90</i>	<i>1,130.64</i>		
68100 Dues/Fees															
01/04/18	Check	Adams County Education Consortium	850.00	850.00											Annual membership dues
01/04/18	Check	Colorado Municipal League	20,659.00	20,659.00											Annual membership dues
01/11/18	Check	Civic Results	3,112.40	3,112.40											Annual membership dues
01/18/18	Check	Denver Regional Council of Governments	3,600.00	3,600.00											Annual membership dues
02/14/18	Check	City of Westminster	1,200.00	1,200.00											NATA Dues
02/15/18	Check	Regional Air Quality Council	2,000.00	2,000.00											Annual membership dues
02/22/18	Check	Adams County Economic Development	11,357.00	11,357.00											Annual membership dues
03/02/18	Check	Dues Rebate Co Municipal League	(826.36)	(826.36)											Annual rebate from CML
04/03/18	Check	Adams County Finance Dept.	8,150.00	8,150.00											Annual A-lift membership dues
04/03/18	Check	Adams County Finance Dept.	4,584.38	4,584.38											Annual A-lift membership dues
05/31/18	Pcard	US Conference of Mayors	3,489.00	3,489.00											Annual membership dues
06/12/18	Check	Metro North Chamber of Commerce	10,000.00	10,000.00											Annual membership dues
06/14/18	Check	Denver Regional Council of Governments	3,600.00	3,600.00											Annual membership dues
Total Dues/Fees															
		Actual	71,775.42	71,775.42	-	-	-	-	-	-	-	-	-	-	
		<i>Budget</i>	<i>72,000.00</i>	<i>72,000.00</i>	<i>-</i>	<i>-</i>	<i>-</i>	<i>-</i>	<i>-</i>	<i>-</i>	<i>-</i>	<i>-</i>	<i>-</i>	<i>-</i>	
		<i>Variance</i>	<i>224.58</i>	<i>224.58</i>	<i>-</i>	<i>-</i>	<i>-</i>	<i>-</i>	<i>-</i>	<i>-</i>	<i>-</i>	<i>-</i>	<i>-</i>	<i>-</i>	
68200 Grants/Donations															
01/31/18	Pcard	Ralston House Annual Dinner	1,250.00	1,250.00											Annual Ralston House Dinner
02/28/18	Pcard	Council OAF Sponsorship	380.00	380.00											ACCESS House Gala
03/01/18	Check	Northglenn Historic Preservation	5,000.00	5,000.00											Annual Contribution to Historic Preservation
03/31/18	Pcard	Adams County Education Consortium	250.00	250.00											Backpacks to Briefcase
03/31/18	Pcard	Ralston House	250.00	250.00											2018 Pinwheel Garden
04/03/18	Check	The Senior Hub	30.00	30.00											Volunteer Appreciation Senior Hub Flowers
04/30/18	Check	Northglenn Arts and Humanities	77,810.00	77,810.00											Annual Per Capita Funding
04/30/18	Pcard	School District 12 Education	1,250.00	1,250.00											Annual Gala
04/30/18	Pcard	Foodforhope	524.80	524.80											Annual Gala
04/30/18	Pcard	Almost Home Inc.	500.00	500.00											Annual Gala
06/14/18	Check	Smart Commute Metro North	500.00	500.00											OAF Funding
08/27/18	Check	Immaculate Heart of Mary	5,000.00	5,000.00											OAF Funding
08/27/18	Check	The Senior Hub	5,000.00	5,000.00											OAF Funding
08/27/18	Check	Foodforhope	2,500.00	2,500.00											OAF Funding
08/27/18	Check	Almost Home Inc.	1,250.00	1,250.00											OAF Funding
08/27/18	Check	Growing Home Inc.	1,250.00	1,250.00											OAF Funding
Total Grant/Donations															
		Actual	102,744.80	102,744.80	-	-	-	-	-	-	-	-	-	-	
		<i>Budget</i>	<i>113,905.00</i>	<i>113,905.00</i>	<i>-</i>	<i>-</i>	<i>-</i>	<i>-</i>	<i>-</i>	<i>-</i>	<i>-</i>	<i>-</i>	<i>-</i>	<i>-</i>	
		<i>Variance</i>	<i>11,160.20</i>	<i>11,160.20</i>	<i>-</i>	<i>-</i>	<i>-</i>	<i>-</i>	<i>-</i>	<i>-</i>	<i>-</i>	<i>-</i>	<i>-</i>	<i>-</i>	
68900 Contingency															
Total Contingency															
		Actual	-	-	-	-	-	-	-	-	-	-	-	-	
		<i>Budget</i>	<i>100,000.00</i>	<i>100,000.00</i>	<i>-</i>	<i>-</i>	<i>-</i>	<i>-</i>	<i>-</i>	<i>-</i>	<i>-</i>	<i>-</i>	<i>-</i>	<i>-</i>	
		<i>Variance</i>	<i>100,000.00</i>	<i>100,000.00</i>	<i>-</i>	<i>-</i>	<i>-</i>	<i>-</i>	<i>-</i>	<i>-</i>	<i>-</i>	<i>-</i>	<i>-</i>	<i>-</i>	
General Fund 10 Totals															
		Actual	354,112.88	333,017.40	1,706.34	2,184.08	1,972.42	3,217.16	1,412.81	207.00	3,575.65	2,156.52	4,663.50		
		<i>Budget</i>	<i>638,705.00</i>	<i>586,205.00</i>	<i>5,833.33</i>	<i>5,833.33</i>	<i>5,833.33</i>	<i>5,833.33</i>	<i>5,833.33</i>	<i>5,833.33</i>	<i>5,833.33</i>	<i>5,833.33</i>	<i>5,833.33</i>	<i>5,833.36</i>	
		<i>Variance</i>	<i>284,592.12</i>	<i>253,187.60</i>	<i>4,126.99</i>	<i>3,649.25</i>	<i>3,860.91</i>	<i>2,616.17</i>	<i>4,420.52</i>	<i>5,626.33</i>	<i>2,257.68</i>	<i>3,676.81</i>	<i>1,169.86</i>		
Water & Wastewater Fund 50															
61100 Professional Services															

CITY OF NORTHGLENN
MAYOR / CITY COUNCIL
2018 OPERATING EXPENDITURES

DATE	TYPE	VENDOR	TOTAL	Council Wide	COUNCILPERSON								Comment		
					Mayor	Dodge	Sauers	Leighty	Downing	Brown B	Whitman	Mullica		Esquibel	Willford
03/07/18	Check	Hoffmann, Parker, Wilson, & Carberry	610.50	610.50											City Attorney Fee for February 2018
04/09/18	Check	Hoffmann, Parker, Wilson, & Carberry	786.25	786.25											City Attorney Fee for March 2018
Total Professional Services															
		Actual	1,396.75	1,396.75	-	-	-	-	-	-	-	-	-	-	
		<i>Budget</i>	<i>60,000.00</i>	<i>60,000.00</i>	-	-	-	-	-	-	-	-	-	-	
		<i>Variance</i>	<i>58,603.25</i>	<i>58,603.25</i>	-	-	-	-	-	-	-	-	-	-	
Water & Wastewater Fund 50 Totals															
		Actual	1,396.75	1,396.75	-	-	-	-	-	-	-	-	-	-	
		<i>Budget</i>	<i>60,000.00</i>	<i>60,000.00</i>	-	-	-	-	-	-	-	-	-	-	
		<i>Variance</i>	<i>58,603.25</i>	<i>58,603.25</i>	-	-	-	-	-	-	-	-	-	-	



CITY OF NORTHGLENN
Capital Improvement Program

Project Description	2018 Adopted Budget	YTD August 2018 Actuals		2019 Estimate	2020 Estimate	2021 Estimate	2022 Estimate	5-Year Total	Funding Source
		YTD Expenditures	Amount Remaining						
CONSERVATION TRUST FUND									
Greenway Trail Replacement	\$ 350,000		\$ 350,000	\$ 50,000	\$ 200,000	\$ 50,000	\$ 50,000	\$ 700,000	CTF
Sensory Playground Repair	-		-	-	250,000		-	250,000	CTF
Kiwanis Splash Pad	290,907	13,494	277,413	-				290,907	CTF
Kiwanis Splash Pad - Grant	294,907	18,181	276,726	-				294,907	CTF
Pedestrian Bridge Repair	57,385	58,248		-	-	-	-	57,385	CTF
NW Open Space Facility Improvement	1,000,000		1,000,000	-	-	-	-	1,000,000	CTF
Jaycee Ballfield Lights			-	-	220,000			220,000	CTF
Bocce Ball Court	-		-	-	-	20,000		20,000	CTF
Total	\$ 1,993,199	\$ 89,923	\$ 1,904,139	\$ 50,000	\$ 670,000	\$ 70,000	\$ 50,000	\$ 2,833,199	

CITY OF NORTHGLENN
Capital Improvement Program

Project Description	2018 Adopted Budget	YTD August 2018 Actuals		2019 Estimate	2020 Estimate	2021 Estimate	2022 Estimate	5-Year Total	Funding Source
		YTD Expenditures	Amount Remaining						
CDBG FUND									
Pedestrian Mobility	\$ -		\$ -	\$ 200,000	\$ 200,000	\$ 200,000	\$ 200,000	\$ 800,000	CDBG
Total	\$ -	\$ -	\$ -	\$ 200,000	\$ 200,000	\$ 200,000	\$ 200,000	\$ 800,000	

CITY OF NORTHGLENN
Capital Improvement Program

Project Description	2018 Adopted Budget	YTD August 2018 Actuals		2019 Estimate	2020 Estimate	2021 Estimate	2022 Estimate	5-Year Total	Funding Source
		YTD Expenditures	Amount Remaining						
CAPITAL PROJECTS FUND									
Emergency Park Repairs	\$ 25,000		\$ 25,000	\$ 25,000	\$ 25,000	\$ 25,000	\$ 25,000	\$ 125,000	ADCOO
Irrigation Central Control	25,000	3,038	21,962	-	-	-	-	25,000	ADCOO
NWOS Facilities Improvement	33,651	20,892	12,759	-	-	-	-	33,651	ADCOO
NWOS Facilities Improvement	34,204	14,392	19,812					34,204	GRANT
NWOS Phase I	2,040,000							2,040,000	ADCOO
Parks Barn Replacement	721,430	118,810	602,620	-	-	-	-	721,430	1/2% Sales Tax
Fox Run Open Space	-	2,827	(2,827)	-	-	-	-	-	GENERAL
Theatre & Rec Center Marquee	151,407	136,958	14,449					151,407	ADCOO
Tennis Court Repair & Construction	-		-	170,000				170,000	ADCOO
Kiwanis Bath House Renovation	492,268	23,139	469,129					492,268	ADCOO
Kiwanis Bath House Renovation	492,268	11,418						492,268	GRANT
Rotary Park Dugouts	30,000	17,357	12,643					30,000	ADCOO
Village Greens Park I&II	35,000	34,144	856					35,000	ADCOO
E.B. Rains Renovation			-	-	-	750,000		750,000	ADCOO
Residential Street Program	972,160	234,631	737,529	750,000	750,000	750,000	750,000	3,972,160	ADCOT
Traffic Signal Program	201,950	85,558	116,393	100,000	100,000	100,000	100,000	601,950	ADCOT
Concrete Program	100,000		100,000	100,000	100,000	100,000	100,000	500,000	ADCOT
Huron Street Rehabilitation	-		-	600,000	1,200,000	-		1,800,000	4.000 MILLS
120th Ave Widening Design	-		-	500,000				500,000	1/2% Sales Tax
School Zone Safety Assessment	158,725	17,233	141,492	100,000	50,000	100,000	50,000	458,725	GENERAL
Civic Center Master Plan project	4,939,542	53,909	4,885,633	8,000,000				12,939,542	1/2% Sales Tax
Justice Center	13,226,856	9,441,399	3,785,457	1,500,000	1,500,000	1,500,000	1,500,000	19,226,856	1/2% Sales Tax
99th Ave Reconstruction	-	77,993	(77,993)					-	GENERAL
Marketplace Ped Bridge Assessment	386,817	227,988	158,829					386,817	NURA
Utility Studies	78,040		78,040					78,040	GENERAL/NURA
Ralston House Development	-	937,546	(937,546)					-	GENERAL
112th North Metro Rail	804,000	81,879	722,121					804,000	GENERAL
112th North Metro Rail	207,647	24,458	183,189					207,647	GRANT
South Huron landscape	225,000		225,000					225,000	4.000 MILLS
City Hall Space Assessment	40,000	21,292	18,708					40,000	GENERAL
Justice Center West Park	300,000	24,016	275,984					300,000	GENERAL
City Hall Roof Replacement	90,000							90,000	GENERAL
Total	\$ 25,810,965	\$ 11,610,877	\$ 11,589,238	\$ 11,845,000	\$ 3,725,000	\$ 3,325,000	\$ 2,525,000	\$ 47,230,965	

CITY OF NORTHGLENN
Capital Improvement Program

Project Description	2018 Adopted Budget	YTD August 2018 Actuals		2019 Estimate	2020 Estimate	2021 Estimate	2022 Estimate	5-Year Total	Funding Source
		YTD Expenditures	Amount Remaining						
WATER AND WASTEWATER FUND									
Water Line Replacement	\$ 279,444	\$ 9,852	\$ 269,592	\$ 100,000	\$ 100,000	\$ 100,000	\$ 100,000	\$ 679,444	WF
Standley Lake Pipeline	175,000	137,500	37,500	150,000	150,000	150,000	150,000	775,000	WF
Berthoud Pass Ditch Maintenance	350,000		350,000					350,000	1/2% Tax
North Low Zone Tank Painting	171,597		171,597					171,597	WF
Terminal Reservoir Phase II	781,160		781,160					781,160	WF
Farmers Highline Flume Gate	62,583	91,425	(28,842)					62,583	WF
Flume at Lupton Bottom	15,000		15,000					15,000	WF
WTP Filter Media Replacement	185,000	82,458	102,542	185,000				370,000	WF
Lab Information Management	180,000		180,000					180,000	WF
WTP Clarifier Rehabilitation	170,000	5,635	164,365	170,000				340,000	WF
WTP Waste Handling Improvements	300,000	-	300,000	2,700,000				3,000,000	WF
Collection System Rehab	323,200	-	323,200	250,000	250,000	250,000	250,000	1,323,200	WWF
Bunker Hill Lift Station	100,000	6,400	93,600					100,000	WWF
Lift Station B Assessment	250,000		250,000	250,000				500,000	WWF
WWTP Headworks & Clarifier	681,362	472,545	208,817					681,362	WWF
WWTP UV Upgrades	835,000	12,238	822,762					835,000	WWF
Lift Station A & Forcemain Replacement	-		-	3,500,000	25,000,000			28,500,000	WWF
Lift Station Flow Meters	-		-		500,000			500,000	WWF
Total	\$ 4,859,346	\$ 818,052	\$ 4,041,294	\$ 7,305,000	\$ 26,000,000	\$ 500,000	\$ 500,000	\$ 39,164,346	

CITY OF NORTHGLENN
Capital Improvement Program

Project Description	2018 Adopted Budget	YTD August 2018 Actuals		2019 Estimate	2020 Estimate	2021 Estimate	2022 Estimate	5-Year Total	Funding Source
		YTD Expenditures	Amount Remaining						
STORMWATER FUND									
Grange Hall Creek MDP & FHAD	\$ 100,000		\$ 100,000	\$ -	\$ -	\$ -	\$ -	\$ 100,000	SWF
Brantner Gulch MPD & FHAD	100,000	5,000	95,000					100,000	SWF
Storm Drainage System Improvement	28,637	45,664	(17,027)	100,000	100,000	100,000	100,000	428,637	SWF
Total	\$ 228,637	\$ 50,664	\$ 177,974	\$ 100,000	\$ 100,000	\$ 100,000	\$ 100,000	\$ 628,637	
CITY-WIDE TOTAL	\$ 32,892,147	\$ 12,569,516	\$ 17,712,644	\$ 19,500,000	\$ 30,695,000	\$ 4,195,000	\$ 3,375,000	\$ 90,657,147	

Executed Contracts (below \$50,000) for August 2018

<u>Vendor</u>	<u>Contract Executed Date</u>	<u>Contract Dates</u> <u>Start</u> <u>End</u>	<u>Total Amount</u>	<u>Purpose</u>
J&T Consulting	8/9/2018		\$ 16,720.00	2018-076 Bull Reservoir Pump Station Improvements
JR Engineering	8/14/2018		\$ 1,775.00	2018-060A Huron Center Waterline - Addendum #1
Brown and Caldwell	8/15/2018		\$ 4,999.75	2018-085 Water Quality Assessment Update
W2 Engineering	8/17/2018		\$ 3,072.00	2018-043A Bunker Hill Lift Station Assessment - Addendum 1
			<u>\$ 26,566.75</u>	