



November 2017

Monthly Financial Packet

City of Northglenn

Financial Packet

Packet Contents

<u>Description</u>	<u>Page #</u>
Executive Summary	1
Financial Statements	2
Cash Reserves	7
Marketplace Sales Tax Chart	8
Citywide Sales Tax Comparison	9
Geo Code Tax Data	10
Accounts Payable Disbursement Listing	11
City Council Operating Expenditures	19
Overtime Report	24
CIP Report	25
Summary of Executed Contracts	26



CITY OF
Northglenn

City of Northglenn
Interim Financial Statements
For the Period Ending
November 2017

Executive Summary:

- Sales/Use Tax
 - Year-to-date sales and use tax reported an increase of \$538,530.80 or 3%, when compared to the previous year.

- General Fund
 - Year-to-date revenues within the General Fund total \$21,985,665, an increase over last year's collections by 1.4% or \$306,437. Revenue collection differences from the prior year were caused from the timing of receipts.

 - General Fund year-to-date expenditures total \$20,339,295 accounting for 77% of the annual appropriation. Expenditures within the fund have increased approximately 3.3% or \$647,524 over the prior year.

- Water and Wastewater Fund
 - Water & Wastewater Fund year-to-date revenues total \$12,770,817. This is a decrease of approximately 1.4% as compared to the prior year. Revenues restricted for water resources are \$49,583 or 2.3%, more than in the prior year. The restricted revenue for debt service is up approximately 5%, or \$39,669.

 - Year-to-date expenditures within the Water & Wastewater Fund total \$14,523,248 and account for 73% of the annual appropriation. Fund expenditures increased \$1,868,492 or 15% when compared to the same period of 2016.

- Stormwater Fund
 - Year-to-date revenues within the Stormwater Fund total \$378,638, an increase over last year's collections by 2.5% or \$9,213.

 - Stormwater Fund year-to-date expenditures total \$1,722,604 and account for 96% of the annual appropriation. Fund expenditures increased \$1,573,532 when compared to the same period of 2016.

- Sanitation Fund
 - Sanitation Fund year-to-date revenues total \$1,662,854, an increase of approximately 36% as compared to the prior year. While a significant portion of the fees associated with sanitation services are assessed at a flat amount and remain extremely consistent, the rate increase approved in 2016 accounts for the increased revenue. The rate increase was approximately 30% for the base rate and fees for other services also increased.

 - Year-to-date expenditures within the Sanitation Fund total \$1,034,624 and account for 55% of the annual appropriation. Expenditures within the fund decreased 20% or \$257,841 from the prior year.

**Revenue Report
November 30, 2017
General Fund**

	2017 Adopted Budget	Actuals as of November 30, 2017	Over/(Under) Projected	Collection Rate	Prior Year Actual as of November 30, 2016	Over/(Under) Prior Year	Percent Difference
REVENUES							
Taxes							
Property Taxes	\$ 2,341,565	\$ 2,289,675	\$ (51,890)	97.78%	\$ 2,274,539	\$ 15,136	0.67%
Sales Taxes	13,879,436	11,185,173	(2,694,263)	80.59%	10,723,949	461,224	4.30%
Use Tax	2,856,765	2,329,352	(527,413)	81.54%	2,346,899	(17,547)	-0.75%
Other Tax	267,704	258,621	(9,083)	96.61%	254,159	4,462	1.76%
Total Taxes*	19,345,470	16,062,821	(3,282,649)	83.03%	15,599,546	463,275	2.97%
Intergovernmental Revenues	2,559,200	1,721,480	(837,720)	67.27%	1,747,710	(26,230)	-1.50%
Licenses and Permits	672,737	625,324	(47,413)	92.95%	627,741	(2,417)	-0.39%
Charges for Services	2,517,741	2,326,764	(190,977)	92.41%	2,226,186	100,578	4.52%
Fines and Forfeitures	1,036,404	896,597	(139,807)	86.51%	914,723	(18,126)	-1.98%
Other Revenues	145,930	352,679	206,749	241.68%	235,768	116,911	49.59%
Total Revenues	26,277,482	21,985,665	(4,291,817)	83.67%	21,351,674	633,991	2.97%
Other Financing Sources	-	-	-	N/A	327,554	(327,554)	-100.00%
Total Revenue	\$ 26,277,482	\$ 21,985,665	\$ (4,291,817)	83.67%	\$ 21,679,228	\$ 306,437	1.41%

*Due to normal collection cycles, the tax revenues presented in the above statement represent amounts collected as of the prior month and not of that of the period being reported.

**Expenditure Report
November 30, 2017
General Fund**

	2017 Adopted Budget	Actual as of November 30, 2017	Over/(Under) Adopted Budget	Spending Rate	Prior Year Actual as of November 30, 2016	Over/(Under) Prior Year	Percent Difference
Legislative	\$ 712,789	\$ 504,210	\$ (208,579)	70.74%	\$ 504,570	\$ (360)	-0.07%
City Manager	1,341,597	891,869	(449,728)	66.48%	768,606	123,263	16.04%
City Clerk	360,453	282,780	(77,673)	78.45%	227,216	55,564	24.45%
Management Services	1,848,667	1,572,943	(275,724)	85.09%	1,525,092	47,851	3.14%
Technology	961,355	846,198	(115,157)	88.02%	731,128	115,070	15.74%
Finance	474,991	414,817	(60,174)	87.33%	411,973	2,844	0.69%
Planning & Development	1,654,065	1,345,440	(308,625)	81.34%	1,237,890	107,550	8.69%
Parks, Recreation and Cultural	4,015,989	3,458,374	(557,615)	86.12%	3,428,867	29,507	0.86%
Police	9,969,117	8,268,879	(1,700,238)	82.94%	7,916,578	352,301	4.45%
Public Works	2,677,474	2,191,477	(485,997)	81.85%	2,015,748	175,729	8.72%
Total Operating Expenditures	24,016,497	19,776,987	(4,239,510)	82.35%	18,767,668	1,009,319	5.38%
Other Financing Uses	2,280,000	562,308	(1,717,692)	24.66%	924,103	(361,795)	-39.15%
Total Expenditures	\$ 26,296,497	\$ 20,339,295	\$ (5,957,202)	77.35%	\$ 19,691,771	\$ 647,524	3.29%

Revenue and Expenditure Report
November 30, 2017
Water and Wastewater Fund

	2017 Adopted Budget	Actual as of November 30, 2017	Over/(Under) Budget	Collection/ Spending Rates	Prior Year Actual as of November 30, 2016	Current Year Over/(Under) Prior Year	Percent Difference
Revenue							
Operating Revenue	\$ 11,002,164	\$ 9,709,028	\$ (1,293,136)	88.25%	\$ 9,978,380	\$ (269,352)	-2.70%
Water Resources Revenue	2,716,915	2,227,249	(489,666)	81.98%	2,177,666	49,583	2.28%
Debt Service Revenue	1,065,299	834,540	(230,759)	78.34%	794,871	39,669	4.99%
Total Water Fund Revenues	14,784,378	12,770,817	(2,013,561)	86.38%	12,950,917	(180,100)	-1.39%
Expenditures							
Operating Expenditures	18,883,084	13,546,264	(5,336,820)	71.74%	12,590,027	956,237	7.60%
Water Resources Expenditures	-	-	-	N/A	-	-	N/A
Debt Service Expenditures	977,033	976,984	(49)	99.99%	64,729	912,255	1409.35%
Total Water Fund Expenditures	19,860,117	14,523,248	(5,336,869)	73.13%	12,654,756	1,868,492	14.77%
Revenues Over/(Under) Expenditures	\$ (5,075,739)	\$ (1,752,431)	\$ 3,323,308	N/A	\$ 296,161	\$ (2,048,592)	-691.72%

<i>Operating Revenue:</i>							
<i>Water Usage</i>	\$ 6,858,780	\$ 6,057,415	\$ (801,365)	88.32%	\$ 6,500,145	\$ (442,730)	-6.81%
<i>Sewer Usage</i>	\$ 3,889,274	\$ 3,137,078	\$ (752,196)	80.66%	\$ 3,135,612	\$ 1,466	0.05%
<i>Water Resources Revenue:</i>							
<i>Non-Food Sales/Use Tax*</i>	\$ 2,716,915	\$ 2,227,249	\$ (489,666)	81.98%	\$ 2,177,666	\$ 49,583	2.28%
<i>Debt Service:</i>							
<i>Food Taxes*</i>	\$ 1,065,299	\$ 834,540	\$ (230,759)	78.34%	\$ 794,871	\$ 39,669	4.99%

*Due to normal collection cycles, the tax revenues presented in the above statement represent amounts collected as of the prior month and not of that of the period being reported.

Revenue and Expenditure Report
November 30, 2017
Stormwater Fund

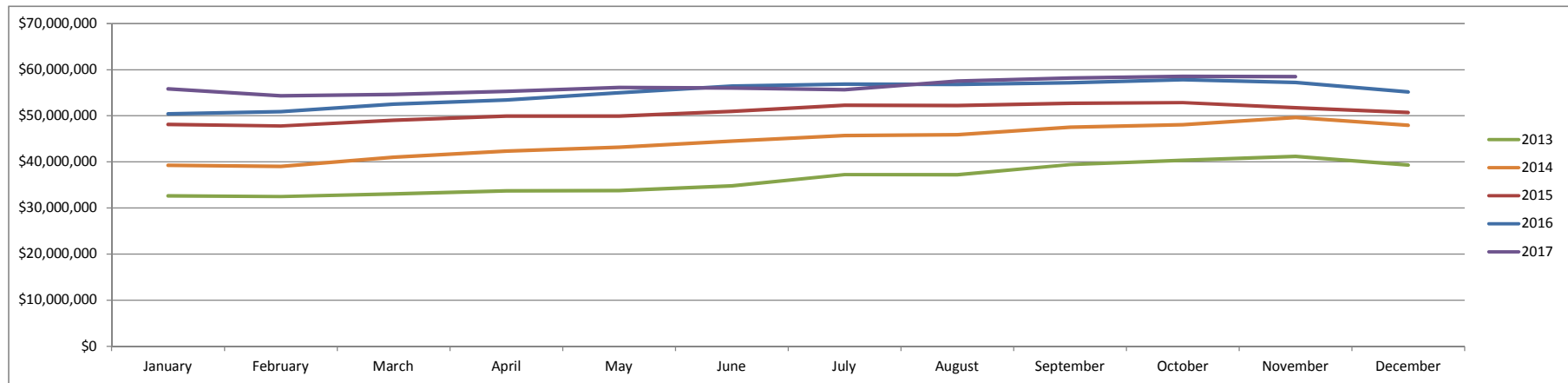
	<u>2017 Adopted Budget</u>	<u>Actual as of November 30, 2017</u>	<u>Over/(Under) Budget</u>	<u>Collection/ Spending Rates</u>	<u>Prior Year Actual as of November 30, 2016</u>	<u>Current Year Over/(Under) Prior Year</u>	<u>Percent Difference</u>
Operating Revenues							
Charges for Services							
Stormwater Charges	\$ 415,609	\$ 373,422	\$ (42,187)	89.85%	\$ 363,656	\$ 9,766	2.69%
Miscellaneous Revenues							
Investment Earnings	3,500	5,216	1,716	149.03%	5,769	(553)	-9.59%
Total Operating Revenues	419,109	378,638	(40,471)	90.34%	369,425	9,213	2.49%
Operating Expenditures							
Stormwater Collection	1,788,338	1,722,604	(65,734)	96.32%	149,072	1,573,532	1055.55%
Total Operating Expenditures	1,788,338	1,722,604	(65,734)	96.32%	149,072	1,573,532	1055.55%
Total Operating Revenues Over/(Under) Expenditures	(1,369,229)	(1,343,966)	25,263	N/A	220,353	(1,564,319)	-709.92%
Other Financing Sources	-	-	-	N/A	-	-	N/A
Revenues Over/(Under) Expenditures	\$ (1,369,229)	\$ (1,343,966)	\$ 25,263	N/A	\$ 220,353	\$ (1,564,319)	-709.92%

Revenue and Expenditure Report
November 30, 2017
Sanitation Fund

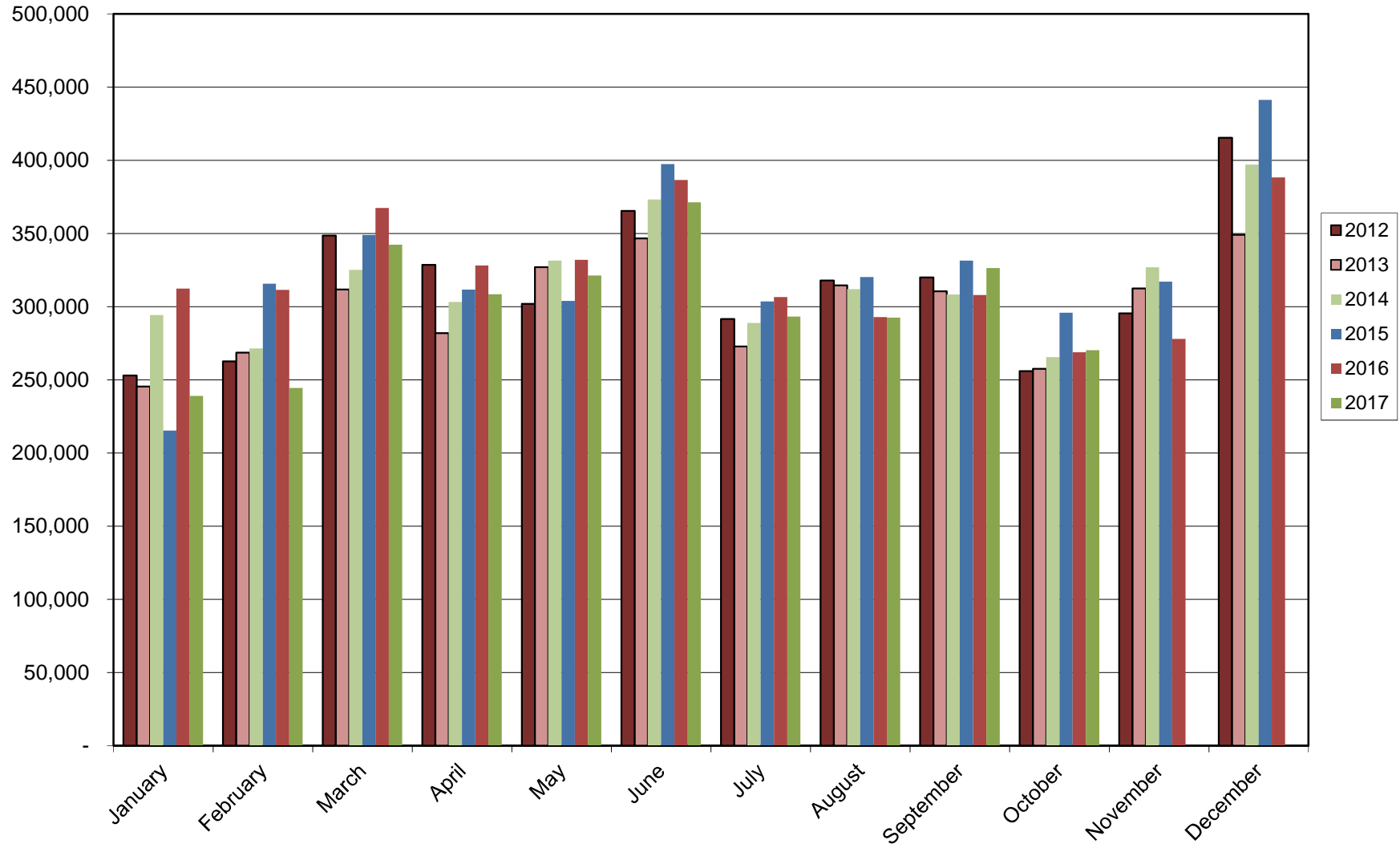
	<u>2017 Adopted Budget</u>	<u>Actual as of November 30, 2017</u>	<u>Over/(Under) Adopted Budget</u>	<u>Collection/ Spending Rates</u>	<u>Prior Year Actual as of November 30, 2016</u>	<u>Current Year Over/(Under) Prior Year</u>	<u>Percent Difference</u>
Operating Revenues							
Charges for Services							
Trash Charges	\$ 1,846,781	\$ 1,612,609	\$ (234,172)	87.32%	\$ 1,110,734	\$ 501,875	45.18%
Recycling Revenue	3,422	21,686	18,264	633.72%	2,517	19,169	761.58%
Polycart Revenue	16,169	17,116	947	105.86%	17,108	8	0.05%
Total Charges for Services	<u>1,866,372</u>	<u>1,651,411</u>	<u>(214,961)</u>	<u>88.48%</u>	<u>1,130,359</u>	<u>521,052</u>	<u>46.10%</u>
Miscellaneous Revenues							
Investment Earnings	7,500	11,443	3,943	152.57%	6,744	4,699	69.68%
Sale of Assets	-	-	-	N/A	87,933	(87,933)	-100.00%
Total Operating Revenues	<u>1,873,872</u>	<u>1,662,854</u>	<u>(211,018)</u>	<u>88.74%</u>	<u>1,225,036</u>	<u>437,818</u>	<u>35.74%</u>
Operating Expenditures							
Solid Waste Collection	1,866,451	1,034,624	(831,827)	55.43%	1,292,465	(257,841)	-19.95%
Total Operating Revenues Over/(Under) Expenditures	<u>7,421</u>	<u>628,230</u>	<u>620,809</u>	<u>8465.57%</u>	<u>(67,429)</u>	<u>695,659</u>	<u>N/A</u>
Other Financing Sources	<u>-</u>	<u>-</u>	<u>-</u>	<u>N/A</u>	<u>-</u>	<u>-</u>	<u>N/A</u>
Revenues Over/(Under) Expenditures	<u>\$ 7,421</u>	<u>\$ 628,230</u>	<u>\$ 620,809</u>	<u>8465.57%</u>	<u>\$ (67,429)</u>	<u>\$ 695,659</u>	<u>N/A</u>

Cash Reserves

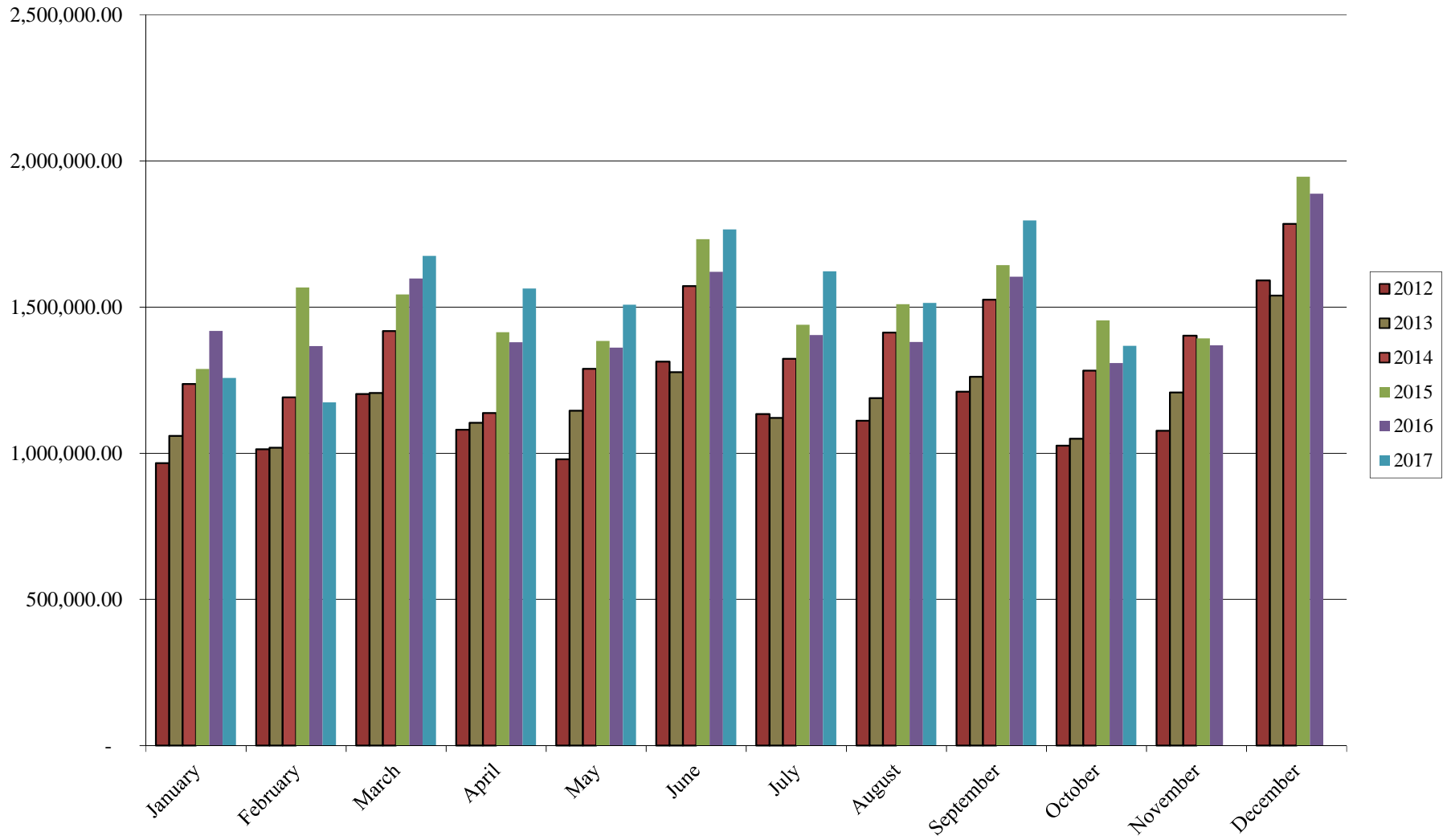
	2017											
	January	February	March	April	May	June	July	August	September	October	November	December
General Fund	\$20,367,421.54	\$19,752,014.80	\$20,271,069.60	\$21,094,772.76	\$21,484,452.97	\$21,171,391.95	\$21,878,900.86	\$22,316,646.17	\$22,251,474.36	\$22,606,568.75	\$22,879,877.22	
CTF	\$1,145,894.54	\$1,146,340.25	\$1,227,187.79	\$1,227,417.93	\$1,228,810.76	\$1,323,791.97	\$1,324,451.81	\$1,325,107.77	\$1,419,797.60	\$1,420,528.01	\$1,416,780.20	
CDBG	\$0.00	\$0.00	\$0.00	\$0.00	\$0.00	\$0.00	\$0.00	\$0.00	\$0.00	\$0.00	\$0.00	(\$20.76)
Capital Projects Fund	\$17,182,383.43	\$17,215,996.92	\$17,714,147.27	\$17,849,063.37	\$18,062,455.36	\$18,429,690.80	\$18,957,765.75	\$19,246,941.52	\$19,774,543.96	\$19,273,030.61	\$19,506,481.50	
Water Fund	\$14,855,350.13	\$14,762,039.93	\$14,840,546.22	\$15,100,559.97	\$15,397,545.75	\$14,974,954.82	\$15,673,223.46	\$16,754,241.24	\$17,210,199.71	\$17,867,342.40	\$17,501,151.48	
Wastewater Fund	(\$191,385.09)	(\$1,088,541.21)	(\$2,009,335.90)	(\$2,688,937.46)	(\$2,877,373.21)	(\$2,843,673.14)	(\$3,762,610.33)	(\$3,779,038.25)	(\$4,226,476.73)	(\$4,464,587.46)	(\$4,765,348.09)	
Stormwater Fund	\$1,273,446.22	\$1,299,502.05	\$1,293,319.30	\$1,319,142.33	\$1,353,319.10	\$1,455,703.33	\$25,235.63	\$22,902.16	\$28,573.95	\$61,836.49	\$84,896.92	
Sanitation Fund	\$1,200,930.43	\$1,236,729.92	\$1,296,909.31	\$1,366,033.24	\$1,440,037.39	\$1,504,622.51	\$1,567,801.10	\$1,648,973.87	\$1,686,773.88	\$1,764,010.33	\$1,830,587.44	
Total	\$55,834,041.20	\$54,324,082.66	\$54,633,843.59	\$55,268,052.14	\$56,089,248.12	\$56,016,482.24	\$55,664,768.28	\$57,535,774.48	\$58,144,886.73	\$58,528,729.13	\$58,454,405.91	



Marketplace Sales Tax History



Northglenn Sales Tax History



**Tax Collected by Geographic Code
through October 2017**

Ranking	Area	YTD		\$ Change	% Change	Sample of Area Businesses
		2017	2016			
1	Marketplace	\$ 3,008,108	\$ 3,204,264	\$ (196,157)	-6.52%	Ross Dress for Less, Lowes, Cinzettis, Texas Roadhouse
2	NG Greens	\$ 1,600,812	\$ 1,586,007	\$ 14,805	0.92%	Best Buy, Boot Barn, Applebees
3	Malley	\$ 1,489,487	\$ 1,461,991	\$ 27,496	1.85%	Sherwin Williams, The Green Solution, Vitamin Cottage
4	City Center	\$ 1,093,764	\$ 1,112,310	\$ (18,546)	-1.70%	Boondocks, Ramada, Damon's, Longhorn Steakhouse
5	Washington Pointe	\$ 1,005,474	\$ 961,538	\$ 43,936	4.37%	O'Reilly, Albertsons, Petco, Burger King
6	Huron Crossing	\$ 908,723	\$ 830,183	\$ 78,540	8.64%	Peerless Tire, Cracker Barrel, Botanacare
7	Irma	\$ 864,860	\$ 736,103	\$ 128,757	14.89%	Pioneer Sand, Gulfeagle Supply, Family Dollar
8	Marketplace Annex	\$ 789,363	\$ 753,882	\$ 35,481	4.49%	McDonald, Car Toys, Taco Bell
9	Huron at 104th	\$ 438,629	\$ 372,381	\$ 66,247	15.10%	Tamale Kitchen, Natural Selections
10	Hillcrest	\$ 345,558	\$ 359,344	\$ (13,786)	-3.99%	Red Lobster, Santiagos, Fastsigns
11	Washington East	\$ 345,501	\$ 355,532	\$ (10,031)	-2.90%	Walgreens, Tires Plus, Sonic, Pizza Hut
12	Eastlake	\$ 166,330	\$ 149,259	\$ 17,070	10.26%	Circle K, Santiagos
13	Office Plaza	\$ 35,320	\$ 34,654	\$ 666	1.88%	Diamond Shamrock, A Hair Never There
14	Home Business	\$ 21,079	\$ 16,542	\$ 4,538	21.53%	



**November 2017
Cash Disbursements**

<u>Date</u>	<u>Vendor</u>	<u>Check Number</u>	<u>Amount</u>	<u>Description</u>
<u>General Fund</u>				
11/3/2017	Cimplx Compliance Services	153378	\$ 715.50	ACA Compliance
11/3/2017	Colorado Bureau of Investigation	153379	39.50	Background check
11/3/2017	Cordova Terry	153381	400.00	Retiree Stipend
11/3/2017	Family Support Registry	153382	463.78	Employee Withholding
11/3/2017	Family Support Registry	153382	238.00	Employee Withholding
11/3/2017	Family Support Registry	153382	838.62	Employee Withholding
11/3/2017	Family Support Registry	153382	301.00	Employee Withholding
11/3/2017	Fantasia Angelina	153383	258.69	Employee Withholding
11/3/2017	Hill Enterprises Inc	153384	13,758.67	Invoice #27687 - Diesel Fuel Delivered to M&O Facility 10-24-17
11/3/2017	Geyer Kacey	153385	150.00	Balance Due After Equipment Return
11/3/2017	McNutt Michele	153387	85.00	Noel NG-Flyer
11/3/2017	National CineMedia LLC	153388	64.08	Pirate-Marketing
11/3/2017	North End Sound Inc	153389	1,650.00	Replacment Equipmnet for Theatre Trailer
11/3/2017	Party Time Rental Inc	153390	1,115.10	Pirate-Tents
11/3/2017	Schafer Nicole	153391	150.00	Balance Due After Equipment Return
11/3/2017	US Bank NA	153392	8,618.95	#869364174743 - Fuel Purchased By City Vehicles Thru 10-23-17
11/9/2017	5400 Gray Ct LLC	153393	3,336.80	NWOS top dress
11/9/2017	A & A Languages LLC	153394	240.00	Invoice 804701 Interpreters Spanish and Cantonese
11/9/2017	A&E Tire Inc	153395	218.50	Invoice #432847-00 - Tire Service On Unit #130
11/9/2017	A&E Tire Inc	153395	288.50	Invoice #435607-00 - Tire Service On Unit #130
11/9/2017	A&E Tire Inc	153395	576.36	Invoice #435035-00 - Tires for Unit #531-06
11/9/2017	Access Housing Inc	153396	2,952.06	Reimbursement for 3rd quarter expense report
11/9/2017	Adams County Finance Dept	153397	400.00	Range on 10/16 & 10/17/2017.
11/9/2017	Adams County Finance Dept	153397	400.00	10/23/17 and 10/28/17 Range.
11/9/2017	Adams County Finance Dept	153397	2,808.33	Records Terminal Guard for October 2017.
11/9/2017	Adams County Finance Dept	153397	3,015.00	Animal Control Fees - September 2017.
11/9/2017	Adams Twelve Five Star Schools	153398	25.00	CARA Lacrosse Field Rentals
11/9/2017	Advance Stores Company Inc	153399	20.80	Invoice #2194-479093 - Part for Unit #538-06
11/9/2017	Advance Stores Company Inc	153399	3.59	Invoice #2194-479105 - Part Return & Part for Unit #594
11/9/2017	Advance Stores Company Inc	153399	18.06	Invoice #2194-479506 - Part for Stock #1042
11/9/2017	Advance Stores Company Inc	153399	7.13	Invoice #2194-480456 - Parts for Unit #195
11/9/2017	Advance Stores Company Inc	153399	34.78	Invoice #2194-480407 - Part for Unit #195
11/9/2017	Angel Productions Inc	153401	250.00	Voice over and Emcee 2017 Business Appreciation Breakfast
11/9/2017	Aqueous Solution Inc	153402	199.00	NRC Chemicals
11/9/2017	Aragon Juana Montes	153403	50.00	Partial Restitution T331821
11/9/2017	Arising Hope	153404	4,000.00	Reimbursement for 3rd quarter expense report
11/9/2017	Autozone Inc	153405	35.47	Invoice #0830249701 - Parts for Unit #283-12
11/9/2017	Autozone Inc	153405	13.67	Invoice #0830257549 - Part for Unit #217
11/9/2017	Boondocks Fun Center	153407	100.00	Restitution for CE006593
11/9/2017	Brannan Sand & Gravel Co	153408	170.69	Asphalt for street repairs
11/9/2017	Brettillo Valerie Langston	153409	15.00	Essentrics Class
11/9/2017	Brothers Plumbing & Heating	153410	28.56	Building Permit Refund
11/9/2017	Capital One Commercial	153411	164.94	Wellness Fair Snacks
11/9/2017	Capital One Commercial	153411	46.49	HEAL Meeting
11/9/2017	Capital One Commercial	153411	32.57	NRC Concessions
11/9/2017	Capital One Commercial	153411	69.34	Breakroom Supplies
11/9/2017	Capital One Commercial	153411	159.96	Flash Drives for Investigations
11/9/2017	CASA of Adams & Broomfield Counties	153412	1,250.00	Reimbursement for 3rd quarter expense report
11/9/2017	Catholic Health Initiatives Colorado Foundation	153413	388.42	Reimbursement for 3rd Quarter Expense Report
11/9/2017	Century 1 Chevrolet Inc	153414	49.00	#46064546/1 - Alignment on Unit #528
11/9/2017	Chavez Eric	153415	100.00	Partial Restitution T332506
11/9/2017	Cheer Central Inc	153416	364.00	October classes
11/9/2017	City and County of Broomfield	153417	25.00	ADCOG Dinner meeting - James A. Hayes AICP City Manager
11/9/2017	Cochran Zachary	153419	140.00	Balance due after equipment returned
11/9/2017	Colorado Asphalt Services Inc	153420	840.00	Cold mix for street repairs
11/9/2017	Colorado Community Media	153421	12.00	Legal Notices CB1899
11/9/2017	Colorado Community Media	153421	12.44	Legal Notice
11/9/2017	Colorado Dept of Human Service	153422	28.00	Background check
11/9/2017	Colorado Dept of Labor & Emplo	153423	40.00	Invoice #641066 - State Boiler Certificate NRC Main Boiler
11/9/2017	Cook Collette	153424	33.54	Mileage reimbursement
11/9/2017	Core & Main LP	153425	285.55	Backflow

**November 2017
Cash Disbursements**

<u>Date</u>	<u>Vendor</u>	<u>Check Number</u>	<u>Amount</u>	<u>Description</u>
11/9/2017	CPS Distributors Inc	153426	5.79	Irrigation
11/9/2017	CPS Distributors Inc	153426	38.31	Irrigation
11/9/2017	CPS Distributors Inc	153426	86.04	Bulbs
11/9/2017	CPS Distributors Inc	153426	101.29	Irrigation
11/9/2017	CPS Distributors Inc	153426	8.16	Irrigation
11/9/2017	CPS Distributors Inc	153426	415.79	Bulbs
11/9/2017	Cromley Juliet Lane-Spradley	153427	787.50	Belly dancing
11/9/2017	Cromley Juliet Lane-Spradley	153427	15.00	Belly Dance Class
11/9/2017	Cummins Rocky Mountain Inc	153428	1,405.05	Invoice #001-68673 - Repair On Unit #132-13
11/9/2017	Efficiency Integrated Systems LLC	153430	180.00	Invoice #NGM-17-06 - City Panic Alarm Monitoring for 2018
11/9/2017	Ensey Eric	153432	10.70	Round trip to Adams Cty to record a Plat used personal car
11/9/2017	Envirotest Systems Corp	153433	50.00	Invoice #CO-905 - September Emissions Tests
11/9/2017	First Light Video Productions Inc	153434	1,850.00	Videos City Council mtgs;water;Historic Preservation
11/9/2017	First Light Video Productions Inc	153434	6,462.25	2017 Business Appreciation Breakfast videos
11/9/2017	G & K Services	153436	34.83	Mat rental for M&O
11/9/2017	G & K Services	153436	34.83	Mat rental for M&O
11/9/2017	Garcia Chrissy	153437	50.00	Partial Restitution C211723
11/9/2017	Genuine Parts Company	153438	110.05	Invoice #3394-337323 - Part for Unit #727
11/9/2017	Glove Wagon Inc	153439	93.85	Invoice #109801 - Shop Rags & Pads for Fleet Shop
11/9/2017	Gomez Alina	153440	80.00	Partial Restitution TE003853
11/9/2017	Goodyear Tire & Rubber Co	153441	30.95	Invoice #174-1077355 - Tire For Stock #1078
11/9/2017	Goodyear Tire & Rubber Co	153441	518.85	Invoice #174-1077308 - Tires for Unit #166
11/9/2017	Goodyear Tire & Rubber Co	153441	1,366.25	Invoice #174-1077442 - Tires for Stock #1030
11/9/2017	Hager Collin Andrew	153442	250.00	Assistant cross country coach
11/9/2017	Hayes James	153443	361.57	Expense Reimbursement
11/9/2017	HD Northglenn LLC	153444	92,853.99	2017 ESTIP
11/9/2017	High Class Auto Glass Inc	153445	35.00	#W020365 - Windshield Repair On Unit #232-14
11/9/2017	Hoffman Parker Wilson & Carberry PC	153446	10,383.88	Legal fees month ending October 2017 split with water fund
11/9/2017	Honnen Equipment Co	153447	939.57	Invoice #896159 - Repair on Unit #130
11/9/2017	Honnen Equipment Co	153447	(470.00)	Credit Invoice #902996 - Part Credit from Invoice #896159
11/9/2017	Hot Shot Sports Colorado	153448	246.40	Mighty mites
11/9/2017	Integral Recoveries Inc	153458	4,352.50	Collections payment for October 2017
11/9/2017	Kone Inc	153460	204.28	949750337- Monthly Elevator Service for City Hall/NRC Elevators
11/9/2017	Kroenke Sports Holdings LLC	153461	6,120.00	Jr Nuggets
11/9/2017	Language Line Services Inc	153462	9.10	Invoice 4185207
11/9/2017	Lucas Dylan	153463	224.00	Building Permint Refund
11/9/2017	Lucas Dylan	153463	167.40	Building Permint Refund
11/9/2017	Marketing Guide LLC	153464	2,352.95	Memo Button Business Appreciation Breakfast gift
11/9/2017	Meeke Lillian	153465	274.00	Restitution C212491
11/9/2017	Mera Franklin	153466	486.50	Karate
11/9/2017	Moyer David	153467	540.00	Classes Musical Theatre
11/9/2017	Mudge Dennis M	153468	20.00	Partial Restitution C211916 & C212166
11/9/2017	Mudge Dennis M	153468	100.00	Partial Restitution CE000082
11/9/2017	Muenchow Timothy	153469	50.00	Partial Restitution C212048
11/9/2017	Muller Karin	153470	950.00	Travel Film "Cuba"
11/9/2017	Murphy Mary	153471	229.80	Chair massage
11/9/2017	Murphy Mary	153471	183.80	Chair Massage
11/9/2017	Networkfleet Inc	153472	113.70	GPS code vehicles Oct fees
11/9/2017	Networkfleet Inc	153472	56.85	GPS sweeper/graffiti truck Oct fees
11/9/2017	Noble Stuart J	153473	6,372.00	A/V Production for 2017 Business Appreciation Breakfast
11/9/2017	Northglenn Heating and AC	153474	72.00	Building Permit Refund
11/9/2017	Northglenn Senior Organization	153475	840.00	Fund to NSO Organization
11/9/2017	O'meara Ford Center Inc	153476	348.60	Invoice #921720 - Parts for Unit #229-15 & Stock #1475 & #5055
11/9/2017	O'meara Ford Center Inc	153476	32.26	Invoice #922076 - Part for Unit #318-15
11/9/2017	O'meara Ford Center Inc	153476	32.26	Invoice #922653 - Part for Unit #404-15
11/9/2017	O'meara Ford Center Inc	153476	24.83	Invoice #923901 - Part for Unit #229-15
11/9/2017	O'meara Ford Center Inc	153476	410.46	Invoice #923417 - Parts for Stock #1475 & #5058
11/9/2017	O'Reilly Automotive Stores Inc	153477	71.96	Invoice #2816-242645 - Part for Stock #9012
11/9/2017	O'Reilly Automotive Stores Inc	153477	17.05	Invoice #2816-242515 - Part for Stock #3548
11/9/2017	Ostby Rosemary	153478	75.00	Partial Restitution T330873
11/9/2017	Output Services Inc	153479	975.00	2018 Tax License renewal mailing
11/9/2017	Output Services Inc	153482	2,775.00	2018 Tax booklet mailing
11/9/2017	Performance Radiator Pacific LLC	153483	205.99	Invoice #6365897 - Radiator for Unit #727

**November 2017
Cash Disbursements**

<u>Date</u>	<u>Vendor</u>	<u>Check Number</u>	<u>Amount</u>	<u>Description</u>
11/9/2017	Plumblin Services	153484	100.00	Building Permit Refund
11/9/2017	Plumblin Services	153484	92.00	Building Permit Refund
11/9/2017	Potter David	153485	115.00	July yoga
11/9/2017	Project Safeguard	153486	1,391.87	Reimbursement for 3rd Quarter expense report
11/9/2017	Ralston House	153487	5,270.12	Reimbursement for 3rd quarter expense report
11/9/2017	RCSolar-Arvada LLC	153488	218.32	Community Solar Subscription
11/9/2017	RCSolar-Arvada LLC	153488	201.63	Community Solar Subscription
11/9/2017	Ridgeline Construction Inc	153489	424.57	Playground bubble
11/9/2017	Safe Built Colorado Inc	153490	26,300.35	October 2017 Billing
11/9/2017	Safety Kleen Corp	153491	278.46	Invoice #74866107 - Parts Cleaner Service
11/9/2017	Scharfenberg Kelli	153492	58.57	Expense Reimbursement
11/9/2017	Scudder Press Inc	153493	642.70	Shop Local information
11/9/2017	Signature Offset LLC	153494	1,264.53	8 pg tabloid
11/9/2017	Skattum Paul	153495	181.81	Wood to build graveyard for Safe Street Halloween.
11/9/2017	Small Johanna	153496	96.19	Mileage Reimbursement
11/9/2017	Small Johanna	153496	126.26	Mileage Reimbursement
11/9/2017	SolarCity Corporation-Denver	153497	77.79	Building Permit Refund
11/9/2017	SolarCity Corporation-Denver	153497	77.80	Building Permit Refund
11/9/2017	Solsbury Hill LLC	153498	30.20	Irrigation
11/9/2017	Strzalkowski Thomas	153499	864.00	Fencing Class
11/9/2017	Sturgeon Electric Company Inc	153500	3,455.00	September Billing
11/9/2017	Swart's Flower Bulbs Inc	153501	522.50	Bulbs for Flowerbeds
11/9/2017	United Site Services	153504	870.00	NWOS restrooms
11/9/2017	United Site Services	153504	55.00	Wyco restroom
11/9/2017	United Site Services	153504	835.00	Cross country meet
11/9/2017	United States Postal Service	153505	4,928.00	Postage December 17 Northglenn Connection
11/9/2017	Vti Security Integrators	153506	3,152.50	Upgrade existing security system panels and software per proposa
11/9/2017	Vti Security Integrators	153506	4,988.88	Upgrade existing security system panels and software per proposa
11/9/2017	Waldman Angila	153507	504.00	Classes - Dance for the Actor
11/9/2017	Walker William	153508	50.00	Partial Restitution T330973
11/9/2017	Watts Gabriela	153509	180.00	Spanish Interpreter for 10/17 & 10/24
11/9/2017	Wee Bee Costumes LLC	153510	1,250.00	Costuming services for NYT and NP
11/9/2017	Whitesides Boots & Clothing	153512	149.99	Invoice #284724 - Safety Boots Public Works
11/9/2017	Xcel Energy	153513	98.74	Electric Usage
11/9/2017	Xerox Corporation	153514	73.76	Monthly Leases
11/9/2017	Xerox Corporation	153514	57.58	Monthly Leases
11/9/2017	Xerox Corporation	153514	189.20	Monthly Leases
11/9/2017	Xerox Corporation	153514	124.95	Monthly Leases
11/9/2017	Xerox Corporation	153514	173.72	Monthly Leases
11/9/2017	Xerox Corporation	153514	115.38	Monthly Leases
11/9/2017	Xerox Corporation	153514	203.50	Monthly Leases
11/9/2017	Xerox Corporation	153514	32.39	Monthly Leases
11/9/2017	Xerox Corporation	153514	122.01	Monthly Leases
11/9/2017	Xerox Corporation	153514	10.26	Monthly Leases
11/9/2017	Xerox Corporation	153514	85.18	Monthly Leases
11/9/2017	Xerox Corporation	153514	137.69	Monthly Leases
11/9/2017	Xerox Corporation	153514	136.90	Monthly Leases
11/9/2017	Xerox Corporation	153514	737.32	Monthly Leases
11/9/2017	Xerox Corporation	153514	333.85	Monthly Leases
11/9/2017	Xerox Corporation	153514	134.61	Monthly Leases
11/9/2017	Xerox Corporation	153514	7.08	Monthly Leases
11/9/2017	Xerox Corporation	153514	4.31	Monthly Leases
11/9/2017	Xerox Corporation	153514	50.35	Monthly Leases
11/9/2017	Xerox Corporation	153514	3.98	Monthly Leases
11/17/2017	CIRSA	153520	216.00	Property/Vehicle change 3rd Quarter
11/17/2017	CMM Law LLC	153521	4,500.00	Judge Magid's salary for October 2017
11/17/2017	Damage Factory	153523	2,171.00	SW Loan
11/17/2017	Dean Jessica	153524	140.00	Balance due after equipment returned
11/17/2017	Delta Dental Plan of Colo	153525	132.60	COBRA Dental
11/17/2017	Delta Dental Plan of Colo	153525	10,238.39	Employees Dental Insurance
11/17/2017	Earth Green Soil Amenities Inc	153527	2,721.32	Northwest corner 104th/Quivas
11/17/2017	Earth Green Soil Amenities Inc	153527	1,373.16	Northeast corner 104th/Washington
11/17/2017	Earth Green Soil Amenities Inc	153527	150.00	11189 Melody Dr

**November 2017
Cash Disbursements**

<u>Date</u>	<u>Vendor</u>	<u>Check Number</u>	<u>Amount</u>	<u>Description</u>
11/17/2017	Family Support Registry	153529	463.78	Employee Withholding
11/17/2017	Family Support Registry	153529	238.00	Employee Withholding
11/17/2017	Family Support Registry	153529	838.62	Employee Withholding
11/17/2017	Family Support Registry	153529	301.00	Employee Withholding
11/17/2017	Fantasia Angelina	153530	258.69	Employee Withholding
11/17/2017	Jones Ryan	153535	64.00	2017-060
11/17/2017	Kaiser Permanente	153536	597.14	Retiree Insurance
11/17/2017	Kaiser Permanente	153536	597.14	COBRA
11/17/2017	Kaiser Permanente	153536	179,112.97	Employee Health Insurance
11/17/2017	Kaiser Permanente	153536	298.57	Retiree Insurance
11/17/2017	Koppenheffer Shiela	153538	400.00	Sidewalk Repair
11/17/2017	Logan William	153539	400.00	Retiree Stipend
11/17/2017	NPD Benevolence Fund	153544	264.00	Flower Fund
11/22/2017	A&E Tire Inc	153547	474.40	Invoice #439444-00 - Tires for Unit #249-11
11/22/2017	A&E Tire Inc	153547	486.16	Invoice #440038-00 - Tires for Unit #534-12
11/22/2017	A&E Tire Inc	153547	70.00	Invoice #438608-00 - Tires for Stock #1078
11/22/2017	Absolute Graphics	153548	41.02	Custodial jackets
11/22/2017	Absolute Graphics	153548	23.85	Gildan
11/22/2017	Accela Inc #774375	153549	595.35	Annual maintenance custom AP checks Aug17-Aug18
11/22/2017	Advance Stores Company Inc	153551	(1.36)	Invoice #2194-480516 - Part Return
11/22/2017	Advance Stores Company Inc	153551	(8.68)	Invoice #2194-479266 - Part Return
11/22/2017	Advance Stores Company Inc	153551	15.96	Invoice #2194-481363 - Part for Stock #1348
11/22/2017	Advance Stores Company Inc	153551	2.29	Invoice #2194-481477 - Shop Supplies
11/22/2017	Advance Stores Company Inc	153551	8.46	Invoice #2194-479078 - Part Return
11/22/2017	Advance Stores Company Inc	153551	31.61	Invoice #2194-481602 - Parts for Stock #386 & #7181
11/22/2017	Advance Stores Company Inc	153551	64.34	Invoice #2194-481563 - Part for Unit #165-12
11/22/2017	Advance Stores Company Inc	153551	2.02	Invoice #2194-481601 - Part for Unit #534-12
11/22/2017	Advance Stores Company Inc	153551	(22.00)	Invoice #2194-482188 - Core Credit
11/22/2017	Advance Stores Company Inc	153551	45.99	Invoice #2194-482426 - Part for Unit #124-17
11/22/2017	Advance Stores Company Inc	153551	42.00	Invoice #2194-482674 - Part for Stock #7502
11/22/2017	Advanced Design Auto Body	153552	1,527.10	RO #19506 - Repair On Unit #280-10
11/22/2017	Alta Planning & Design Inc	153554	8,498.36	Professional Services through 10/27/2017
11/22/2017	Asphalt Specialties Co	153555	149.97	Asphalt for street patching
11/22/2017	Autozone Inc	153556	29.99	Invoice #0830268213 - Part for Unit #249-11
11/22/2017	Ayres Associates Inc	153557	14,502.17	Hazaradous Substances
11/22/2017	Ayres Associates Inc	153557	3,229.70	Petroleum Substances
11/22/2017	Biggins James	153559	507.92	Post Employment Benefits
11/22/2017	Brannan Sand & Gravel Co	153560	169.00	Asphalt for street repairs
11/22/2017	Brannan Sand & Gravel Co	153560	186.32	Asphalt for street repairs
11/22/2017	Bruckner Truck Sales	153562	40.51	Invoice #132649V - Part for Stock #8274
11/22/2017	Century 1 Chevrolet Inc	153565	49.00	#46065901/1 - Alignment on Unit #249-11
11/22/2017	Century 1 Chevrolet Inc	153565	49.00	Invoice #46065971/1 - Alignment on Unit #231-13
11/22/2017	Century 1 Chevrolet Inc	153565	49.00	Invoice #46066285/1 - Alignment on Unit #534-12
11/22/2017	Choratch Alexandra K	153568	100.00	Partial Restitution T325721
11/22/2017	Clarion Associates LLC	153569	8,485.00	Professional Services rendered as of 10/31/17
11/22/2017	CMM Law LLC	153570	4,500.00	Judge Magid's salary for November 2017
11/22/2017	Colorado Community Media	153573	11.56	Legal Notices CB 1897
11/22/2017	Colorado Outdoor Inc	153574	450.00	Programming fee for digital sign
11/22/2017	Colorado Parks and Recreation Association	153575	448.00	AnnuaK CARA Swim Meet Fees
11/22/2017	Conn Eugene	153576	377.00	Officiating Adult Softball
11/22/2017	Cruz Beatrix Cha Cha	153578	244.80	Zumba Class
11/22/2017	Cruz Beatrix Cha Cha	153578	103.70	Zumba Class
11/22/2017	Cummins Rocky Mountain Inc	153579	590.50	Invoice #001-69948 - Repair on Unit #744-15
11/22/2017	Cummins Rocky Mountain Inc	153579	34.86	Invoice #001-70164 - Part for Unit #170-13
11/22/2017	Dell Marketing LP	153580	8,579.76	Dell Optiplex 7050
11/22/2017	Dell Marketing LP	153580	656.96	Dell 20" Monitor P2017H
11/22/2017	Dell Marketing LP	153580	933.70	Dell 22" Monitor P2217H
11/22/2017	Dell Marketing LP	153580	224.24	Dell 24" Monitor P2417H
11/22/2017	Dunbar Armored Inc	153582	193.04	Courier Services
11/22/2017	Flint Trading Inc	153586	615.94	Materials for thermal work
11/22/2017	G & K Services	153587	34.83	Mat rental for M&O
11/22/2017	G & K Services	153587	34.83	Invoice 6008350507 - Mat Rental for M&O Bldg.
11/22/2017	G & K Services	153587	34.83	#6008353580 - Mat Rental for M&O Bldg.

**November 2017
Cash Disbursements**

<u>Date</u>	<u>Vendor</u>	<u>Check Number</u>	<u>Amount</u>	<u>Description</u>
11/22/2017	Genuine Parts Company	153590	6.73	Invoice #3394-338967 - Prt for Unit #546-12
11/22/2017	Genuine Parts Company	153590	14.06	Invoice #3394-339662 - Part for Unit #551-14
11/22/2017	Goodyear Tire & Rubber Co	153591	163.00	Mount & Dismount tires
11/22/2017	Heaton Corporation	153592	434.50	October Janitorial Services for M&O
11/22/2017	Hinkle Andrew	153593	250.00	Restitution TE008632
11/22/2017	Hyland Hills Park & Recreation	153595	160.00	COYA Youth Trip
11/22/2017	Jankowski Katrina	153597	48.00	Rec Center Refund
11/22/2017	KECI Colorado Inc	153598	1,690.45	Street repair for water break on Bonita Pl
11/22/2017	KECI Colorado Inc	153598	4,400.00	Sidewalk replacement on E. 111th pl.
11/22/2017	KECI Colorado Inc	153598	7,809.55	Street repair for water break on Bonita Pl
11/22/2017	Korf Continental	153599	75,645.00	2017 Ford F550 Sign Truck to include OJ Watson Sign Body Package
11/22/2017	Look Paul	153600	50.00	Partial Restitution TE011035
11/22/2017	Magnett Brian	153601	161.36	Mileage reimbursement
11/22/2017	Martinez Ken	153602	9.94	Expense reimbursement
11/22/2017	Martinez Ken	153602	83.67	Mileage reimbursement
11/22/2017	McNeilus Financial Inc	153603	128.57	Invoice #3165178 - Stock Parts #1412760
11/22/2017	McNeilus Financial Inc	153603	39.24	Invoice #3825536 - Part for Stock #0126033
11/22/2017	Moore Pamela A	153604	142.50	Essentrics Class
11/22/2017	Motorsport Concepts Inc	153605	4,929.00	Invoice #6340 - Restoration of Police Motor Cycle
11/22/2017	Murray Dahl Kuchenmeister & Renaud	153607	3,000.00	Lobbying Services month ending October 2017
11/22/2017	Nicoletti-Flater Assoc	153609	1,200.00	Pre-employment Polygraph
11/22/2017	O'meara Ford Center Inc	153610	(31.54)	CM921464 - Part Return
11/22/2017	O'meara Ford Center Inc	153610	51.28	Invoice #921464 - Part for Unit #247-12
11/22/2017	O'meara Ford Center Inc	153610	255.62	Invoice #924720 - Parts for Unit #231-13
11/22/2017	O'Reilly Automotive Stores Inc	153611	13.99	Invoice #2816-246012 - Shop Supplies
11/22/2017	Online Solutions LLC	153612	17,325.00	Citizenserve user subscriptions & citizen access 1-1 to 12-31-18
11/22/2017	Pioneer Sand Co Inc	153613	70.50	Propane for street repairs
11/22/2017	Potter David	153614	125.00	Yoga Class
11/22/2017	Potter David	153614	285.00	Yoga Class
11/22/2017	RMS Cranes LLC	153615	300.00	Invoice #1720000347 - Annual Inspection on Unit #750
11/22/2017	Rosen & Rosen Industries Inc	153616	312.71	Safety rain gear
11/22/2017	Royal Supply Inc	153617	239.62	Invoice #701117 - Shop Supplies
11/22/2017	Saucedo Juana	153618	300.00	Partial Restitution T326823
11/22/2017	Scudder Press Inc	153619	502.40	Water bill inserts
11/22/2017	Seneca Companies	153620	852.63	Invoice #1270778 - Shock Treatment & Clean Diesel Tank @ M&O
11/22/2017	Slate Communications	153621	2,282.50	Water Quality Posterboard Tap Poster
11/22/2017	Trujillo Renee	153624	50.00	Partial Restitution T327447
11/22/2017	United Site Services	153625	120.00	Danahy restroom
11/22/2017	United Site Services	153625	390.00	EB Rains restrooms
11/22/2017	University of Colorado Hospital Authority	153626	680.00	Account #2026261746;
11/22/2017	Vonage Business Inc	153627	665.50	November telephone & voicemail svcs - NRC
11/22/2017	Vonage Business Inc	153627	342.26	November telephone & voicemail svcs - WTP
11/22/2017	Vonage Business Inc	153627	1,188.92	November telephone & voicemail svcs - M&O
11/22/2017	Vonage Business Inc	153627	4,109.67	November telephone & voicemail svcs - CHall & WWTP
11/22/2017	Weinrauch Paul D	153628	1,200.00	Photography service Croke / Winburn Park
11/22/2017	Weinrauch Paul D	153628	800.00	Photography Service; Croke Bridge; Danahy Park; Boat House
11/22/2017	Xcel Energy	153630	98.63	Electric Usage
11/22/2017	Xcel Energy	153630	125.75	Electric Usage
11/22/2017	Xcel Energy	153630	894.06	Electric Usage
11/22/2017	Xcel Energy	153630	4,391.67	Electric Usage
11/22/2017	Xcel Energy	153630	104.75	Electric Usage
11/22/2017	Xcel Energy	153630	7,422.00	Electric Usage
11/22/2017	Xcel Energy	153630	34,092.36	Electric Usage
11/22/2017	Xcel Energy	153630	62.28	Electric Usage
11/22/2017	Xcel Energy	153630	2,771.13	Electric Usage
11/22/2017	Xcel Energy	153630	13.96	Electric Usage
11/22/2017	Xcel Energy	153630	68.37	Electric Usage
11/22/2017	Xcel Energy	153630	105.90	Electric Usage

Conservation Trust Fund

11/9/2017	DHM Design Corporation	153429	3,771.70	City portion- splash pad
11/22/2017	DHM Design Corporation	153581	1,058.17	City portion- splash pad

**November 2017
Cash Disbursements**

<u>Date</u>	<u>Vendor</u>	<u>Check Number</u>	<u>Amount</u>	<u>Description</u>
<u>CDBG Fund</u>				
11/3/2017	Keene Concrete Inc	153386	179,800.00	2017 CDBG Concrete Replacement Project
11/3/2017	Keene Concrete Inc	153386	6,163.21	Change Order #1 See attachment for details
11/9/2017	Colorado Community Media	153421	20.76	Final Settlement with Keene Concrete for CDBG Concrete Replace.
11/17/2017	Keene Concrete Inc	153537	9,787.54	2017 CDBG Concrete Replacement
<u>Capital Ptojects Fund</u>				
11/9/2017	DHM Design Corporation	153429	2,958.00	City CIP for NWOS Design
11/9/2017	DHM Design Corporation	153429	2,958.00	ADOS Grant for NWOS Design
11/9/2017	DHM Design Corporation	153429	6,286.18	City portion- bath house
11/9/2017	Safe Built Colorado Inc	153490	1,288.07	October 2017 Billing-Relocation of Generator Ralston CIP
11/17/2017	Felsburg Holt & Ullevig Inc	153531	15,248.61	Professional Services from 04/01/17 to 09/30/2017
11/17/2017	Matrix Design Group Inc	153540	2,532.50	Marketplace Pedisttrain Bridge Rehab
11/22/2017	Barker Rinker Seacat Architecture	153558	4,496.32	Rec Center Study
11/22/2017	Barker Rinker Seacat Architecture	153558	1,303.93	Rec Center Study
11/22/2017	Barker Rinker Seacat Architecture	153558	36,316.36	Rec Center Study
11/22/2017	Bryan Power Generation Solutions Group LLC	153563	26,505.88	Water Treatment Plant Generator Relocation Project
11/22/2017	BSC Signs Company	153564	607.00	Huron Heights sign replacement- emergency
11/22/2017	BSC Signs Company	153564	700.00	Huron Heights sign replacement
11/22/2017	DHM Design Corporation	153581	10,664.75	City CIP for NWOS Design
11/22/2017	DHM Design Corporation	153581	10,664.75	ADOS Grant for NWOS Design
11/22/2017	DHM Design Corporation	153581	1,763.63	City portion- bath house
11/22/2017	Eidos Architects PC	153583	1,140.14	Professional Services 10/01/17 to 10/31/17
11/22/2017	Hoefler Wysocki Architects LLC	153594	45,514.89	Professional Services Oct. 01-October 31, 2017
<u>Water and Wastewater Fund</u>				
11/3/2017	Colorado State Treasurer	153380	6,348.00	Claim
11/9/2017	Albert Frei and Sons Inc	153400	431.38	Invoice #288658 - Squeegee
11/9/2017	Albert Frei and Sons Inc	153400	803.60	#288797 - Squeegee for Stock
11/9/2017	Brannan Sand & Gravel Co	153408	300.82	Asphalt for street repair
11/9/2017	Brannan Sand & Gravel Co	153408	305.47	Asphalt patch for water break
11/9/2017	City of Northglenn	153418	75.00	Water Rebate - 14949
11/9/2017	City of Northglenn	153418	75.00	Water Rebate - 9363
11/9/2017	City of Northglenn	153418	75.00	Water Rebate - 14016
11/9/2017	City of Northglenn	153418	75.00	Water Rebate - 20177
11/9/2017	City of Northglenn	153418	100.00	Water Rebate - 7924
11/9/2017	City of Northglenn	153418	100.00	Water Rebate - 24470
11/9/2017	Core & Main LP	153425	4,035.26	#H878521 - Sample Meters for WTP
11/9/2017	Core & Main LP	153425	44.00	#I001061 - Bolt Kit for 12" Valve Replacement
11/9/2017	Core & Main LP	153425	4,793.64	Invoice #H902820 - Valve Replacement For Larson Dr. & Irma Dr.
11/9/2017	Core & Main LP	153425	4,137.80	#H941275 - 12" Valve for Ralston House Water Line Replacement
11/9/2017	Endeavor Exteriors	153431	4,876.00	#6593 - Roof Replacement On the Low Zone Pump House
11/9/2017	Hoffman Parker Wilson & Carberry PC	153446	666.00	Legal fees month ending October 2017 split with general fund
11/9/2017	HQ8-10410-10450 MELODY LN LLC	153449	74.68	Refund Check
11/9/2017	HQ8-10410-10450 MELODY LN LLC	153450	62.86	Refund Check
11/9/2017	HQ8-10410-10450 MELODY LN LLC	153451	209.90	Refund Check
11/9/2017	HQ8-10410-10450 MELODY LN LLC	153452	1,326.53	Refund Check
11/9/2017	HQ8-10410-10450 MELODY LN LLC	153453	225.17	Refund Check
11/9/2017	HQ8-10410-10450 MELODY LN LLC	153454	83.56	Refund Check
11/9/2017	HQ8-10410-10450 MELODY LN LLC	153455	618.09	Refund Check
11/9/2017	HQ8-10410-10450 MELODY LN LLC	153456	47.71	Refund Check
11/9/2017	HQ8-10410-10450 MELODY LN LLC	153457	13,215.18	Refund Check
11/9/2017	J & T Consulting Inc	153459	930.00	Bypass Review
11/9/2017	Kone Inc	153460	204.28	949750337- Monthly Elevator Service for City Hall/NRC Elevators
11/9/2017	Networkfleet Inc	153472	37.90	GPS utilities trucks Oct fees
11/9/2017	Output Services Inc	153479	325.00	2018 Tax License renewal mailing
11/9/2017	Output Services Inc	153480	4,000.00	UB Annual Postage 2017
11/9/2017	Output Services Inc	153481	939.89	UB Annual Printing 2017
11/9/2017	Output Services Inc	153482	925.00	2018 Tax booklet mailing

**November 2017
Cash Disbursements**

<u>Date</u>	<u>Vendor</u>	<u>Check Number</u>	<u>Amount</u>	<u>Description</u>
11/9/2017	RCSolar-Arvada LLC	153488	3,663.08	Community Solar Subscription
11/9/2017	RCSolar-Arvada LLC	153488	914.66	Community Solar Subscription
11/9/2017	Safe Built Colorado Inc	153490	57.50	October 2017 Billing-Langendeckers Lift Station
11/9/2017	Teledyne Instruments Inc	153502	113.00	Invoice #S020151165 - 15" Mounting Ring for Flow Monitoring
11/9/2017	UNCC	153503	651.05	#217100633/Member ID #54170 - RTL Transmissions Thru 10-31-17
11/9/2017	Xcel Energy	153513	372.91	Gas Usage
11/9/2017	Xerox Corporation	153514	18.18	Monthly Leases
11/9/2017	Xerox Corporation	153514	293.61	Monthly Leases
11/9/2017	Xerox Corporation	153514	107.54	Monthly Leases
11/9/2017	Xerox Corporation	153514	41.14	Monthly Leases
11/9/2017	Xerox Corporation	153514	67.37	Monthly Leases
11/9/2017	Xerox Corporation	153514	3.97	Monthly Leases
11/9/2017	Xerox Corporation	153514	6.70	Monthly Leases
11/9/2017	Xerox Corporation	153514	84.74	Monthly Leases
11/9/2017	Xerox Corporation	153514	0.88	Monthly Leases
11/9/2017	Xerox Corporation	153514	6.90	Monthly Leases
11/17/2017	Browns Hill Engineering & Controls Inc	153519	1,013.30	NTU Reading to SCADA Oct 17 & 20.
11/17/2017	Browns Hill Engineering & Controls Inc	153519	746.60	Turbidity MCP UPS Basin Temp
11/17/2017	Colorado Analytical Lab	153522	42.40	Cyanide-Weak Acid Diss. & Potentially Diss. Metals.
11/17/2017	Delta Dental Plan of Colo	153525	1,780.19	Employees Dental Insurance
11/17/2017	Delta Dental Plan of Colo	153525	905.70	Employees Dental Insurance
11/17/2017	Ditch and Reservoir Company Alliance (DARCA)	153526	250.00	Annual Membership Dues
11/17/2017	Evoqua Water Technologies LLC	153528	15,068.30	10/26/17 Bioxide+71 3753 gal @ \$4.015.
11/17/2017	General Air Service & Supply Co	153532	111.93	Cylinder Rentals. Nitrogen Helium
11/17/2017	HD Supply Facilities Maintenance LTD	153533	4,433.85	Endress + Hauser Prosonic Flow
11/17/2017	Hill Enterprises Inc	153534	2,281.19	Generator Diesel 995 gal @ \$2.217 per gal
11/17/2017	Kaiser Permanente	153536	34,078.02	Employee Health Insurance
11/17/2017	Kaiser Permanente	153536	298.57	Retiree Insurance
11/17/2017	Kaiser Permanente	153536	17,039.01	Employee Health Insurance
11/17/2017	McCauley Constructors Inc	153541	2,000.00	Construction Water Meter Deposit Refund
11/17/2017	Moltz Construction Inc	153542	309,073.63	Period from 09/01/2017 to 09/30/17
11/17/2017	Moltz Construction Inc	153542	154,886.29	Period from 10/1/17 to 10/31/2017
11/17/2017	Mountain Man Welding and Fabrication Inc	153543	1,495.00	Repair Alum Columns & added Gusets
11/17/2017	Pure Water Solutions LLC	153545	389.55	Salt 49 bags @ \$7.95 for treatment process.
11/17/2017	Bates Engineering Inc	153546	3,530.00	Bidding and Construction Phase Services for the 3-MG Water Stora
11/17/2017	Bates Engineering Inc	153546	1,215.00	Bidding and Construction Phase Services for the 3-MG Water Stora
11/22/2017	Accela Inc #774375	153549	198.45	Annual maintenance custom AP checks Aug17-Aug18
11/22/2017	Alreco: Aluminum Surplus Supply	153553	259.00	Operating Supplies
11/22/2017	Alreco: Aluminum Surplus Supply	153553	315.00	Operating Supplies
11/22/2017	Browns Hill Engineering & Controls Inc	153561	1,130.60	Finish RAS Flow Readings & Service Lines
11/22/2017	Browns Hill Engineering & Controls Inc	153561	565.30	Radio Path Study for Lift Stations
11/22/2017	Certified Balance Service Inc	153566	99.00	Balance/Scale Service & Calibration.
11/22/2017	CH Diagnostic & Consulting Ser	153567	620.00	Surface MPA & Wound Filter Cartridge
11/22/2017	CoCal Landscape Services Inc	153571	2,970.00	WWTP - Mowing & Landscaping Services 2017.
11/22/2017	Colorado Analytical Lab	153572	96.80	Cyanide Weak Acid Diss. & Potentially Diss. Metals
11/22/2017	Core & Main LP	153577	3,370.00	2 Backflow Devices for Water Ops Building.
11/22/2017	Dell Marketing LP	153580	6,434.82	Dell Optiplex 7050
11/22/2017	Dell Marketing LP	153580	1,307.18	Dell 22" Monitor P2217H
11/22/2017	Dunbar Armored Inc	153582	289.56	Courier Services
11/22/2017	Eurofins Eaton Analytical Inc	153584	270.00	Suitability Metals Analysis.
11/22/2017	Fischer Brown & Gunn PC	153585	1,094.60	17CW3070-City of Golden-Diligence Guanella Reservoir
11/22/2017	Fischer Brown & Gunn PC	153585	265.20	Wilson Trust Shares
11/22/2017	Fischer Brown & Gunn PC	153585	532.95	Carnicello Church Ditch Inches Purchase
11/22/2017	GE Analytical Instrument Inc	153588	387.48	Oxidizer Cartridge Purchase
11/22/2017	General Air Service & Supply Co	153589	675.49	Cylinder Purchase. Nitrogen Helium
11/22/2017	Heaton Corporation	153592	434.50	October Janitorial Services for M&O
11/22/2017	Heaton Corporation	153592	524.00	October Janitorial Services for WTF
11/22/2017	Heaton Corporation	153592	99.00	October Janitorial Services for WWTF
11/22/2017	Mountain View Water Users	153606	52.00	Water Usage 804000-813000
11/22/2017	National Meter & Automation In	153608	(2,724.96)	Credit Invoice #S1090676.001 - Part Return
11/22/2017	National Meter & Automation In	153608	2,721.81	Credit Invoice #S1091539.001 - Residential Water Meters
11/22/2017	National Meter & Automation In	153608	4,955.09	Invoice #S1091540.001 - Residential Water Meters
11/22/2017	Online Solutions LLC	153612	5,775.00	Citizenserve user subscriptions & citizen access 1-1 to 12-31-18

**November 2017
Cash Disbursements**

<u>Date</u>	<u>Vendor</u>	<u>Check Number</u>	<u>Amount</u>	<u>Description</u>
11/22/2017	Seneca Companies	153620	852.62	Invoice #1270778 - Shock Treatment & Clean Diesel Tank @ M&O
11/22/2017	Teledyne Instruments Inc	153622	232.00	Pump Tubing for Sampler
11/22/2017	Thermo Electron North America LLC	153623	2,498.00	IC Annual Preventative Maintenance.
11/22/2017	Vonage Business Inc	153627	221.83	November telephone & voicemail svcs - NRC
11/22/2017	Vonage Business Inc	153627	114.09	November telephone & voicemail svcs - WTP
11/22/2017	Vonage Business Inc	153627	396.30	November telephone & voicemail svcs - M&O
11/22/2017	Vonage Business Inc	153627	1,369.89	November telephone & voicemail svcs -CHall & WWTP
11/22/2017	Xcel Energy	153630	12,440.40	Electric Usage
11/22/2017	Xcel Energy	153630	44.67	Electric Usage
11/22/2017	Xcel Energy	153630	3,759.46	Electric Usage
11/22/2017	Xcel Energy	153630	60.65	Gas Usage

Stormwater Fund

11/9/2017	Xerox Corporation	153514	23.28	Monthly Leases
11/17/2017	Delta Dental Plan of Colo	153525	146.69	Employees Dental Insurance
11/17/2017	Kaiser Permanente	153536	446.46	Employee Health Insurance
11/22/2017	Ace Equipment & Supply	153550	2,600.00	Gutter brooms
11/22/2017	J & T Consulting Inc	153596	6,974.00	City-Wide Minor Drainage Program - Final Design & Construction

Sanitation Fund

11/9/2017	BFI Waste Systems of North America	153406	7,224.28	Oct 1-15 landfill fee for residential trash disposal
11/9/2017	BFI Waste Systems of North America	153406	7,935.75	Oct 16-31 landfill fee for residential trash disposal
11/9/2017	Front Range Landfill	153435	1,522.77	Backup landfill fee for Oct 16-31
11/9/2017	Networkfleet Inc	153472	132.65	GPS trash trucks Oct fees
11/9/2017	Western Trading Co	153511	130.49	Workboots for Public Works
11/9/2017	Xerox Corporation	153514	4.67	Monthly Leases
11/17/2017	Delta Dental Plan of Colo	153525	646.93	Employees Dental Insurance
11/17/2017	Kaiser Permanente	153536	12,170.72	Employee Health Insurance
11/22/2017	WM Recycle America LLC	153629	126.57	Oct \$0.90/ton fee for residential recycling
11/22/2017	Xcel Energy	153630	467.97	Electric Usage

Total \$ 1,780,962.18

CITY OF NORTHGLENN
MAYOR / CITY COUNCIL
2017 OPERATING EXPENDITURES

		COUNCILPERSON												
		Mayor												
DATE	TYPE	VENDOR	TOTAL	Council Wide	Downing	Sauers	Dodge	Brown J	Brown B	Whitman	Mullica	Esquibel	Snetzinger	Comment
General Fund 10														
61100 Professional Services														
01/09/17	Check	Hoffmann, Parker, Wilson, & Carberry PC	10,941.90	10,941.90										City Attorney Fee for December 2016
01/09/17	Check	Prosecuting Attorney	3,000.00	3,000.00										Prosecuting Attorney for December 2016
01/12/17	Check	Murray Dahl Kuchenmeister & Renaud	3,659.05	3,659.05										Lobbying Services December 2016
01/01/17	GL	Reverse 2017 Accrual	(10,941.90)	(10,941.90)										Reverse 2017accrual
01/01/17	GL	Reverse 2017 Accrual	(3,000.00)	(3,000.00)										Reverse 2017accrual
01/01/17	GL	Reverse 2017 Accrual	(3,659.05)	(3,659.05)										Reverse 2017accrual
02/07/17	Check	Murray Dahl Kuchenmeister & Renaud	3,000.00	3,000.00										Lobbying Services January 2017
02/09/17	Check	Hoffmann, Parker, Wilson, & Carberry PC	22,590.19	22,590.19										City Attorney Fee for January 2017
02/09/17	Check	Prosecuting Attorney	3,000.00	3,000.00										Prosecuting Attorney for January 2017
03/07/17	Check	Hoffmann, Parker, Wilson, & Carberry PC	19,235.86	19,235.86										City Attorney Fee for February 2017
03/07/17	Check	Prosecuting Attorney	3,000.00	3,000.00										Prosecuting Attorney for February 2017
03/08/17	Check	Murray Dahl Kuchenmeister & Renaud	3,000.00	3,000.00										Lobbying Services February 2017
04/11/17	Check	Hoffmann, Parker, Wilson, & Carberry PC	24,044.53	24,044.53										City Attorney Fee for March 2017
04/11/17	Check	Prosecuting Attorney	3,000.00	3,000.00										Prosecuting Attorney for March 2017
04/11/17	Check	Murray Dahl Kuchenmeister & Renaud	3,057.00	3,057.00										Lobbying Services March 2017
05/03/17	Check	i3 Integration	5,000.00	5,000.00										Council Retreat facilitator
05/09/17	Check	Hoffmann, Parker, Wilson, & Carberry PC	22,861.38	22,861.38										City Attorney Fee for April 2017
05/09/17	Check	Hoffmann, Parker, Wilson, & Carberry PC	3,000.00	3,000.00										Prosecuting Attorney for April 2017
06/09/17	Check	Hoffmann, Parker, Wilson, & Carberry PC	17,116.88	17,116.88										City Attorney Fee for May 2017
06/09/17	Check	Hoffmann, Parker, Wilson, & Carberry PC	3,000.00	3,000.00										Prosecuting Attorney for May 2017
06/09/17	Check	Murray Dahl Kuchenmeister & Renaud	3,004.40	3,004.40										Lobbying Services April 2017
06/09/17	Check	Murray Dahl Kuchenmeister & Renaud	3,001.80	3,001.80										Lobbying Services May 2017
07/12/17	Check	Hoffmann, Parker, Wilson, & Carberry PC	11,258.78	11,258.78										City Attorney Fee for June 2017
07/12/17	Check	Hoffmann, Parker, Wilson, & Carberry PC	3,000.00	3,000.00										Prosecuting Attorney for June 2017
07/12/17	Check	Murray Dahl Kuchenmeister & Renaud	3,000.00	3,000.00										Lobbying Services June 2017
08/08/17	Check	Hoffmann, Parker, Wilson, & Carberry PC	14,075.19	14,075.19										City Attorney Fee for July 2017
08/08/17	Check	Hoffmann, Parker, Wilson, & Carberry PC	3,000.00	3,000.00										Prosecuting Attorney for July 2017
08/08/17	Check	Murray Dahl Kuchenmeister & Renaud	3,000.00	3,000.00										Lobbying Services July 2017
09/08/17	Check	Hoffmann, Parker, Wilson, & Carberry PC	12,325.23	12,325.23										City Attorney Fee for August 2017
09/08/17	Check	Hoffmann, Parker, Wilson, & Carberry PC	3,000.00	3,000.00										Prosecuting Attorney for August 2017
09/11/17	Check	Murray Dahl Kuchenmeister & Renaud	3,000.00	3,000.00										Lobbying Services August 2017
10/05/17	Check	Hoffmann, Parker, Wilson, & Carberry PC	10,554.95	10,554.95										City Attorney Fee for September 2017
10/05/17	Check	Hoffmann, Parker, Wilson, & Carberry PC	3,000.00	3,000.00										Prosecuting Attorney for September 2017
10/12/17	Check	Murray Dahl Kuchenmeister & Renaud	3,000.00	3,000.00										Lobbying Services September 2017
11/07/17	Check	Hoffmann, Parker, Wilson, & Carberry PC	7,383.88	7,383.88										City Attorney Fee for October 2017
11/07/17	Check	Hoffmann, Parker, Wilson, & Carberry PC	3,000.00	3,000.00										Prosecuting Attorney for October 2017
11/09/17	Check	Murray Dahl Kuchenmeister & Renaud	3,000.00	3,000.00										Lobbying Services October 2017
Total Professional Services														
		Actual	226,510.07	226,510.07	-	-	-	-	-	-	-	-	-	
		Budget	255,000.00	255,000.00	-	-	-	-	-	-	-	-	-	
		Variance	28,489.93	28,489.93	-	-	-	-	-	-	-	-	-	
61500 Communication Services														
05/31/17	GL	Scudder Press	631.00									315.50	315.50	Ward 4 Community meeting post cards
05/31/17	GL	Scudder Press	675.44					337.72	337.72					Ward 2 Community meeting post cards
05/31/17	GL	Scudder Press	844.95							422.47	422.48			Ward 3 Community meeting post cards
05/31/17	GL	Scudder Press	83.00	83.00										Northglenn Justice Center Open House post cards
05/31/17	GL	Safeway	15.74					7.87	7.87					Snacks for Ward 2 community meeting
05/31/17	GL	Jimmy Johns	55.99					28.00	27.99					Snacks for Ward 2 community meeting
05/31/17	GL	Scudder Press	618.40			309.20	309.20							Ward 1 Community meeting post cards
08/25/17	Check	Scudder Press	665.00							332.50	332.50			Ward 3 Community meeting post cards
09/08/17	Check	Yankee Peddler	1,400.00	1,400.00										Delivery of water restriction information flyer
09/11/17	Check	Scudder Press	633.00									316.50	316.50	Ward 4 Community meeting post cards
09/18/17	Check	Scudder Press	1,113.00	1,113.00										Printing of water restriction information
Total Communication Services														
		Actual	6,735.52	2,596.00	-	309.20	309.20	373.59	373.58	754.97	754.98	632.00	632.00	
		Budget	20,100.00	20,100.00	-	-	-	-	-	-	-	-	-	
		Variance	13,364.48	17,504.00	-	(309.20)	(309.20)	(373.59)	(373.58)	(754.97)	(754.98)	(632.00)	(632.00)	
61600 Training/Registration														
01/31/17	Pcard	National League of Cities	505.00											NLC Conference registration - Mayor Pro tem Dodge
01/31/17	Pcard	Colorado Municipal League	110.00						110.00					2017 Legislative workshop - Mayor Pro tem Dodge

CITY OF NORTHGLENN
MAYOR / CITY COUNCIL
2017 OPERATING EXPENDITURES

DATE	TYPE	VENDOR	TOTAL	COUNCILPERSON										Comment	
				Mayor											
				Council Wide	Downing	Sauers	Dodge	Brown J	Brown B	Whitman	Mullica	Esquibel	Snetzinger		
01/31/17	Pcard	DIA Parking Operations	21.00		21.00										Rocky Flats Stewardship Executive Council parking charge - Mayor Downing
01/31/17	Pcard	Boulder Parking	1.25		1.25										Rocky Flats Stewardship Council parking charge - Mayor Downing
01/31/17	Pcard	United Airlines	318.40				318.40								NLC Conference air fare - Mayor Pro tem Dodge
01/31/17	Pcard	Supershuttle Exec awards	57.07				57.07								NLC Conference ground transportation - Mayor Pro tem Dodge
02/08/17	Pcard	Expedia	33.00									33.00			NLC Conference air fare - Council member Esquibel
02/08/17	Pcard	National League of Cities	535.00									535.00			NLC Conference registration - Council member Esquibel
02/08/17	Pcard	National League of Cities	462.41									462.41			NLC Conference air fare - Council member Esquibel
02/08/17	Pcard	Beaver Run Resort	194.00				194.00								CML Conference lodging deposit - Mayor Pro tem Dodge
02/08/17	Pcard	Beaver Run Resort	180.00										180.00		CML Conference lodging deposit - Council member Snetzinger
02/08/17	Pcard	Beaver Run Resort	180.00								180.00				CML Conference lodging deposit - Council member Mullica
02/08/17	Pcard	Beaver Run Resort	299.00		100.00			100.00	99.00						CML Conference lodging deposit - Mayor Downing/Brown
02/08/17	Pcard	Beaver Run Resort	180.00			180.00									CML Conference lodging deposit - Council member Sauers
02/08/17	Pcard	Colorado Municipal League	379.00		379.00										CML Conference Registration - Mayor Downing
02/08/17	Pcard	Colorado Municipal League	262.00					262.00							CML Conference registration - Council member J. Brown
02/08/17	Pcard	Colorado Municipal League	292.00						292.00						CML Conference registration - Council member B. Brown
02/08/17	Pcard	Colorado Municipal League	299.00										299.00		CML Conference registration - Council member Snetzinger
02/08/17	Pcard	Colorado Municipal League	262.00								262.00				CML Conference registration - Council member Mullica
02/08/17	Pcard	Colorado Municipal League	25.00			25.00									CML Conference registration - Council member Sauers
02/08/17	Pcard	Colorado Municipal League	292.00			292.00									CML Conference registration - Council member Sauers
02/28/17	Pcard	National League of Cities	(380.00)		(380.00)										NLC Conference refund for cancellation of conference - Mayor Downing
02/08/17	Pcard	National League of Cities	(380.00)			(380.00)									NLC Conference refund for cancellation of conference - Sauers
03/28/17	Check	Adams Broomfield Bar Association	20.00		20.00										Law Day Breakfast
03/30/17	Check	Amanda Peterson	71.44				71.44								NLC Conference - Mayor Pro Tem Dodge
03/30/17	Check	Antonio Esquibel	1,396.98									1,396.98			NLC Conference - Lodging, Transportation, food - Esquibel
03/31/17	Pcard	ACED Executive Showcase	110.00		110.00										ACED Showcase - Humanology - Mayor Downing
03/31/17	Pcard	Colorado Municipal League	104.00				104.00								CML Conference Registration - Mayor Pro Tem Dodge
03/31/17	Pcard	United Airlines	25.00				25.00								NLC Conference - baggage - Mayor Pro Tem Dodge
03/31/17	Pcard	Nandos Woodley Park	18.00				18.00								NLC Conference - Meal - Mayor Pro Tem Dodge
03/31/17	Pcard	Metro 007	10.00				10.00								NLC Conference - transportation - Mayor Pro Tem Dodge
03/31/17	Pcard	Lebanese Tavern	25.54				25.54								NLC Conference - Meal - Mayor Pro Tem Dodge
03/31/17	Pcard	New Big Wong Restaurant	16.53				16.53								NLC Conference - Meal - Mayor Pro Tem Dodge
03/31/17	Pcard	United Airlines	25.00				25.00								NLC Conference - baggage - Mayor Pro Tem Dodge
03/31/17	Pcard	Metro 041	5.00				5.00								NLC Conference - transportation - Mayor Pro Tem Dodge
03/31/17	Pcard	Metro 041	5.00				5.00								NLC Conference - transportation - Mayor Pro Tem Dodge
03/31/17	Pcard	Marriott Wardman Park	1,232.04				1,232.04								NLC Conference - lodging - Mayor Pro Tem Dodge
05/31/17	Pcard	Colorado Municipal League	(37.00)										(37.00)		CML General luncheon cancellation
06/30/17	Pcard	National League of Cities	545.00							545.00					NLC Conference - conference registration
06/30/17	Pcard	Southwest	60.00		60.00										Small Cities Conference airfare
06/30/17	Pcard	Southwest	811.92		811.92										Small Cities Conference airfare
06/30/17	Pcard	Beaver Run Resort	389.73										389.73		CML Conference lodging
06/30/17	Pcard	Beaver Run Resort	199.82			199.82									CML Conference lodging
06/30/17	Pcard	Beaver Run Resort	199.82								199.82				CML Conference lodging
06/30/17	Pcard	Beaver Run Resort	647.32		215.77			215.78	215.77						CML Conference lodging
06/30/17	Pcard	Beaver Run Resort	420.01				420.01								CML Conference lodging
07/06/17	Check	Joyce Downing	200.00		200.00										NLC - Small Cities Conference - Florida
07/31/17	Pcard	Hertz Rent-A-Car	232.27		232.27										NLC - Small Cities Conference - Florida
07/31/17	Pcard	Exxonmobil	6.01		6.01										NLC - Small Cities Conference - Florida
07/31/17	Pcard	Fairfield Inn	540.00		540.00										NLC - Small Cities Conference - Florida
08/31/17	Pcard	Hertz Rent-A-Car	23.05		23.05										NLC - Small Cities Conference - Florida
09/30/17	Pcard	National League of Cities	635.00			635.00									NLC - Fall Conference - Charlotte, NC
09/30/17	Pcard	United Airlines	396.90			396.90									NLC - Fall Conference - Charlotte, NC
09/30/17	Pcard	Travel Insurance Policy	22.82			22.82									NLC - Fall Conference - Charlotte, NC
10/31/17	Pcard	American Airlines	20.16							20.16					NLC - Fall Conference - Charlotte, NC
10/31/17	Pcard	American Airlines	195.70							195.70					NLC - Fall Conference - Charlotte, NC
10/31/17	Pcard	American Airlines	104.20							104.20					NLC - Fall Conference - Charlotte, NC
10/31/17	Pcard	American Airlines	33.52							33.52					NLC - Fall Conference - Charlotte, NC
11/30/17	Pcard	Travel Guard Group	14.18			14.18									Policy Conference - airfare
11/30/17	Pcard	United Airlines	236.40			236.40									Policy Conference - airfare
11/30/17	Pcard	Aipac Acs	199.00			199.00									Policy Conference - airfare
11/30/17	Pcard	United Airlines	200.00			200.00									NLC - Fall Conference - Charlotte, NC
11/30/17	Pcard	United Airlines	578.00			578.00									NLC - Fall Conference - Charlotte, NC
11/30/17	Pcard	Marriott Charlotte	806.84							806.84					NLC - Fall Conference - Charlotte, NC - lodging
11/30/17	Pcard	Westin Charlotte	797.70				797.70								NLC - Fall Conference - Charlotte, NC - lodging
11/30/17	Pcard	American Airlines	(20.16)							(20.16)					NLC - Fall Conference - Charlotte, NC - refund
11/30/17	Pcard	Hyatt Place Charlotte	584.31			584.31									NLC - Fall Conference - Charlotte, NC - lodging
		Total Training/Registration													

CITY OF NORTHGLENN
MAYOR / CITY COUNCIL
2017 OPERATING EXPENDITURES

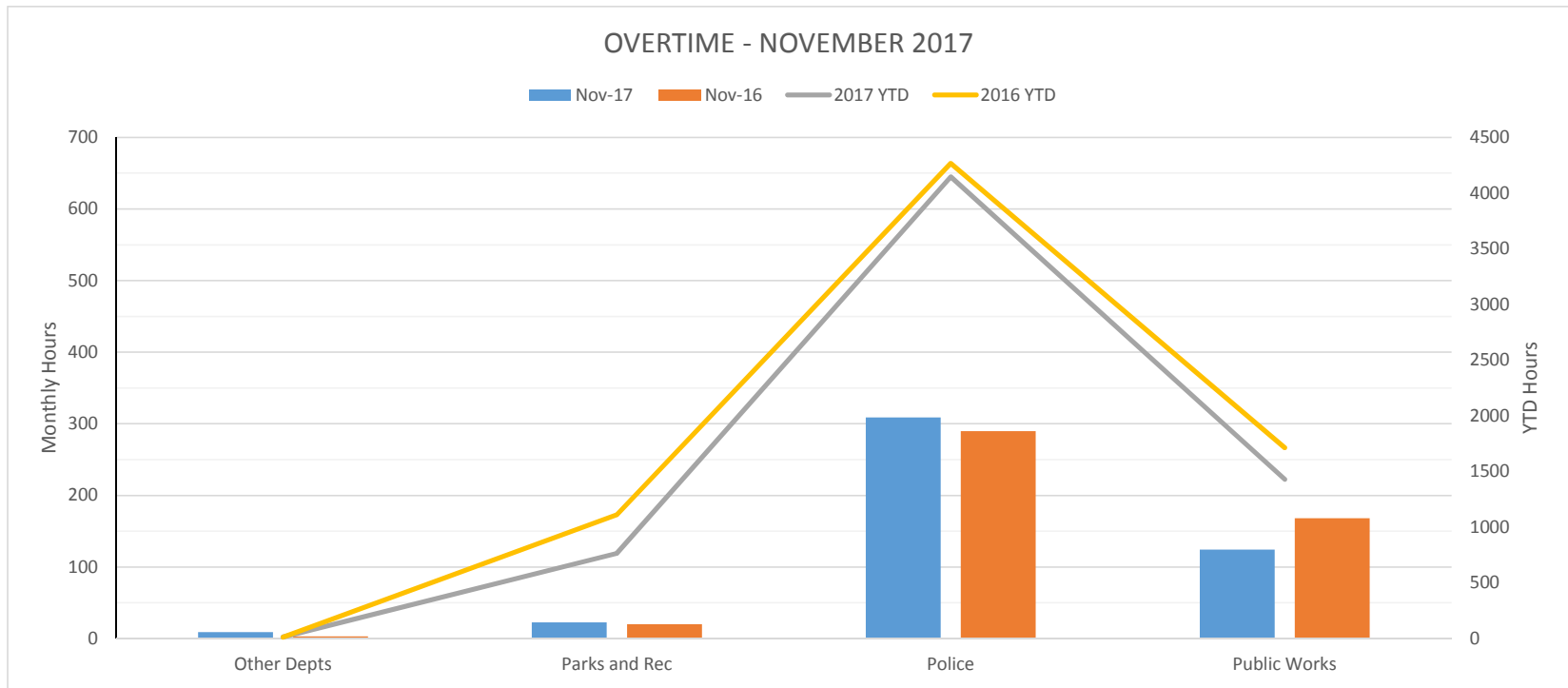
DATE	TYPE	VENDOR	TOTAL	COUNCILPERSON										Comment	
				Mayor	Downing	Sauers	Dodge	Brown J	Brown B	Whitman	Mullica	Esquibel	Snetzinger		
			Actual	16,234.18	-	2,340.27	3,183.43	3,939.73	577.78	606.77	1,685.26	641.82	2,427.39	831.73	
			Budget	40,500.00	-	4,500.00	4,500.00	4,500.00	4,500.00	4,500.00	4,500.00	4,500.00	4,500.00	4,500.00	*Approved budget increase March 28, 2016
			Variance	24,265.82	-	2,159.73	1,316.57	560.27	3,922.22	3,893.23	2,814.74	3,858.18	2,072.61	3,668.27	
61700-0005 Mileage/Travel CM Search															
			Total Mileage/Travel												
			Actual	-	-										
			Budget	-	-										
			Variance	-	-										
62100 Office Supplies															
08/31/17	Pcard	Officemax		36.97	36.97										Office Supplies, thank you cards, pens
			Total Office Supplies												
			Actual	36.97	36.97	-	-	-	-	-	-	-	-	-	
			Budget	200.00	200.00	-	-	-	-	-	-	-	-	-	
			Variance	163.03	163.03	-	-	-	-	-	-	-	-	-	
62300 Operating Supplies															
01/04/17	Check	DP Trading Inc		1,382.50	1,382.50										New logo lapel pins
01/09/17	Check	Capital One Commercial		72.33	72.33										Healthy meeting snacks for study session
01/31/17	Pcard	City of Brighton		50.00				25.00		25.00					ADCOG Quarterly Dinner meeting - Dodge/Whitman
01/31/17	Pcard	Safeway		31.46	31.46										Meeting snacks 1/23/17
01/31/17	Pcard	Scudder Press		565.50	565.50										Legislative Policy Books
01/31/17	Pcard	First Watch		31.16		31.16									Breakfast meeting Mayor Downing / City Manager Hayes
01/01/17	GL	Reverse 2017 accrual		(1,382.50)	(1,382.50)										Reverse 2017 accrual
01/01/17	GL	Reverse 2017 accrual		(72.33)	(72.33)										Reverse 2017 accrual
02/08/17	Pcard	Branded Image Apparel		38.00				38.00							New logo shirt - Mayor Pro tem Dodge
02/08/17	Pcard	Office Depot		208.73	208.73										Supplies for City Council Retreat
02/08/17	Pcard	Costco		160.00	160.00										General meeting / retreat meeting - healthy snacks
02/08/17	Pcard	Target		73.46	73.46										City Council Retreat
02/08/17	Pcard	Atlanta Bread		310.77	310.77										City Council Retreat
02/08/17	Pcard	Atlanta Bread		30.00	30.00										City Council Retreat
02/08/17	Pcard	Starbucks		96.85	96.85										City Council Retreat
02/08/17	Pcard	Ds Services		43.15	43.15										Water for general meeting use
02/08/17	Pcard	Creative Awards		74.90	74.90										New logo name badges
02/08/17	Pcard	First Watch		30.26		30.26									Breakfast meeting Mayor Downing / City Manager Hayes
03/31/17	Pcard	In *branded Image Apparel		140.00								140.00			New logo apparel for Council member Esquibel
03/31/17	Pcard	Ds Services		41.55	41.55										Water for general meeting use
03/31/17	Pcard	Longhorn		38.68		38.68									Adams Cultural Council lunch meeting - Mayor Downing
03/31/17	Pcard	Longhorn		33.79		33.79									NATA Board candidate lunch meeting - Mayor Downing
03/31/17	Pcard	Ihop		30.16		30.16									Breakfast meeting Mayor Downing/Hayes
03/31/17	Pcard	Artistic Flowers & Gifts		105.00	105.00										Flowers to the family of Susan Baca passing of her mother
03/31/17	Pcard	Artistic Flowers & Gifts		(10.00)	(10.00)										Refund - Flowers to the family of Susan Baca
04/30/17	Pcard	Vispronet		121.82	121.82										New logo table cloth for study session meetings
04/30/17	Pcard	Safeway Store		(12.07)	(12.07)										Credit from Safeway for weekly savings
04/30/17	Pcard	Walgreens		73.24	73.24										Special Easter treats city council, city manager, city attorney, city clerk
04/30/17	Pcard	Safeway Store		46.26	46.26										Meeting snacks
04/30/17	Pcard	Deep Rock Water		17.58	17.58										Water for general meeting use
04/30/17	Pcard	Scudder Press		280.00			40.00	40.00	40.00	40.00	40.00	40.00	40.00		New logo business cards
04/30/17	Pcard	Walmart Neighborhood Market		57.34	57.34										Council meeting and study session meeting snacks
04/30/17	Pcard	Ihop		30.19		30.19									Breakfast meeting Mayor Downing / City Manager Hayes
05/04/17	Check	City of Federal Heights		25.00										25.00	ADCOG Quarterly Dinner meeting - Snetzinger
05/18/17	Check	Morgan Awards		615.13				615.13							CML Board retreat Northglenn highlighted city - jump drives
05/31/17	Pcard	Safeway		30.86	30.86										City Council meeting snacks
05/31/17	Pcard	Pp*smart Commute		60.00		60.00									5th Annual Transportation Forum registration - Mayor
05/31/17	Pcard	Ds Services		29.57	29.57										Water for general meeting use
05/31/17	Pcard	Wm Supercenter		50.50	50.50										City Council meeting snacks
05/31/17	Pcard	American Pennant Co		815.00	815.00										New ornamental City Flag for council chambers
06/19/17	Check	Absolute Graphics		21.64			10.82			10.82					New logo apparel
06/19/17	Check	Absolute Graphics		11.80				11.80							New logo apparel
06/22/17	Check	Absolute Graphics		289.97	141.41			43.05		105.51					New logo apparel
06/28/17	Check	Absolute Graphics		116.42			116.42								New logo apparel
06/30/17	Pcard	Ds Services		43.15	43.15										Water for general meeting use
06/30/17	Pcard	Creative Awards		252.15			36.03	36.02	36.02	36.02	36.02	36.02	36.02		New logo name badge

CITY OF NORTHGLENN
MAYOR / CITY COUNCIL
2017 OPERATING EXPENDITURES

DATE	TYPE	VENDOR	TOTAL	COUNCILPERSON								Comment		
				Mayor	Downing	Sauers	Dodge	Brown J	Brown B	Whitman	Mullica		Esquibel	Snetzinger
06/30/17	Pcard	Creative Awards	81.69			11.67	11.67	11.67	11.67	11.67	11.67	11.67		New logo name badge
07/12/17	Check	Morgan Awards	209.50	209.50										New logo swag
07/28/17	Check	Absolute Graphics	170.06	106.20		34.69			29.17					New logo apparel
07/31/17	Pcard	Ds Services	43.15	43.15										Water for general meeting use
07/31/17	Pcard	Safeway	14.96											City Council meeting snacks for 7/10/17
07/31/17	Pcard	Mountain Man Northglenn	129.93				129.93							CML Board Retreat candy
07/31/17	Pcard	Wash Me	45.00	45.00										Detail and wash 15 passenger Van
07/31/17	Pcard	Atlanta Bread	300.00				300.00							CML Board Retreat boxed lunches
07/31/17	Pcard	Safeway	40.67	40.67										City Council meeting snacks for 7/24/17
07/31/17	Pcard	Ihop	122.44			122.44								Metro Mayor's lunch
07/31/17	Pcard	First Watch	35.36			35.36								Breakfast meeting Mayor Downing / City Manager Hayes
08/23/17	Check	Scudder Press	55.00							55.00				Poster Board
08/23/17	Check	Absolute Graphics	129.18					64.59	64.59					New logo jacket
08/31/17	Check	Absolute Graphics	(15.26)			(3.81)		(3.81)	(3.82)	(3.82)				Refund of shipping charges
08/31/17	Pcard	Ds Services	25.00	25.00										Water for general meeting use
08/31/17	Pcard	Wal-Mart	81.03	81.03										City Council meeting snacks / fruit for September
08/31/17	Pcard	Newports Flowers	139.75	139.75										Flowers to the family of James A. Hayes, AICP, City Manager
08/31/17	Pcard	Target	35.76	35.76										City Council meeting snacks
08/31/17	Pcard	Ihop	20.14			20.14								Breakfast meeting Mayor Downing / City Manager Hayes
08/31/17	Pcard	Panera Bread	14.18			14.18								Breakfast meeting Mayor Downing / City Manager Hayes
09/27/17	Check	Absolute Graphics	58.25					58.25						New logo apparel
09/30/17	Pcard	Ds Services	30.05	30.05										Water for general meeting use
09/30/17	Pcard	Wal-Mart	62.70											Meeting snacks
09/30/17	Pcard	Ds Services	31.14	31.14										Water for general meeting use
09/30/17	Pcard	First Watch	32.16			32.16								Breakfast meeting Mayor Downing / City Manager Hayes
10/31/17	Pcard	Jimmy Johns	138.74			138.74								Colorado Historic Preservation Required Training - dinner
10/31/17	Pcard	Safeway	13.15	13.15										Fresh fruit meeting on 10/9/17
10/31/17	Pcard	Wal-Mart	63.92	63.92										Study session and meeting snacks
10/31/17	Pcard	Safeway	12.04	12.04										Fresh fruit and snacks meeting on 0/23/17
10/31/17	Pcard	Co School of Mines	100.00	100.00										Donation in lieu of flowers - passing of Lee Brown
10/31/17	Pcard	Ds Services	43.79	43.79										Water for general meeting use
10/31/17	Pcard	Cracker Barrel	21.56	21.56										Breakfast meeting Mayor Downing / City Manager Hayes
10/31/17	Pcard	Panera Bread	11.66			11.66								Breakfast meeting Mayor Downing / City Manager Hayes
10/31/17	Pcard	Cinzettis	215.55	215.55										2017 Legislative Dinner
11/30/17	Pcard	Walgreens	25.74	25.74										Meeting snacks
11/30/17	Pcard	Safeway	6.42	6.42										Cookies and fruit meeting on 11/13/17
11/30/17	Pcard	Wal-Mart	3.85	3.85										Fruit for council meeting on 11/20/17
11/30/17	Pcard	Ds Services	51.78	51.78										Water for general meeting use
11/30/17	Pcard	Joann Stores	22.47	22.47										Ribbon for outgoing city council pictures
11/30/17	Pcard	Atlanta Bread	20.96						20.96					Lunch meeting City Manager Hayes / Council member Whitman
11/30/17	Pcard	Panera Bread	12.66			12.66								Breakfast meeting City Manager Hayes / Mayor Downing
11/30/17	Pcard	Cakes by Karen	156.00	156.00										Swearing In and Outgoing Council reception
11/30/17	Pcard	Til'debbees Garden Floral	319.60	319.60										Swearing In and Outgoing Council reception
Total Operating Supplies														
		Actual	8,230.70	5,066.81	641.58	245.82	1,195.75	261.57	188.45	235.34	142.69	227.69	25.00	
		<i>Budget</i>	<i>12,000.00</i>	<i>-</i>	<i>1,333.33</i>	<i>1,333.33</i>	<i>1,333.33</i>	<i>1,333.33</i>	<i>1,333.33</i>	<i>1,333.33</i>	<i>1,333.33</i>	<i>1,333.33</i>	<i>1,333.33</i>	
		<i>Variance</i>	<i>3,769.30</i>	<i>(5,066.81)</i>	<i>691.75</i>	<i>1,087.51</i>	<i>137.58</i>	<i>1,071.76</i>	<i>1,144.88</i>	<i>1,097.99</i>	<i>1,190.64</i>	<i>1,105.64</i>	<i>1,308.36</i>	
68100 Dues/Fees														
01/05/17	Check	Adams County Education Consortium	850.00	850.00										2017 Annual Membership Dues
01/12/17	Check	Civic Results	3,127.12	3,127.12										2017 Annual Membership Dues
01/12/17	Check	Colorado Municipal League	20,058.00	20,058.00										2017 Annual Membership Dues
01/25/17	Check	Adams County Economic Development	11,357.00	11,357.00										2017 Annual Membership Dues
01/27/17	Check	Adams County Finance Department	10,187.50	10,187.50										2017 Annual Membership Dues
02/24/17	Check	Regional Air Quality Council	2,000.00	2,000.00										2017 Annual Membership Dues
03/03/17	Check	Colorado Municipal League	(601.74)	(601.74)										Rebate Check from Colorado Municipal League
03/10/17	Check	Denver Regional Council of Governments	3,550.00	3,550.00										2017 First Half of Membership Dues
05/30/17	Check	City of Westminster	1,200.00	1,200.00										2017 NATA Dues
06/22/17	Check	Metro North Chamber of Commerce	2,000.00	2,000.00										2017 Annual Membership Dues
07/17/17	Check	Denver Regional Council of Governments	3,550.00	3,550.00										2017 Annual Membership Dues
07/20/17	Check	National League of Cities	3,258.00	3,258.00										2017 Annual Membership Dues
Total Dues/Fees														
		Actual	60,535.88	60,535.88	-	-	-	-	-	-	-	-	-	
		<i>Budget</i>	<i>62,000.00</i>	<i>62,000.00</i>	<i>-</i>	<i>-</i>	<i>-</i>	<i>-</i>	<i>-</i>	<i>-</i>	<i>-</i>	<i>-</i>	<i>-</i>	
		<i>Variance</i>	<i>1,464.12</i>	<i>1,464.12</i>	<i>-</i>	<i>-</i>	<i>-</i>	<i>-</i>	<i>-</i>	<i>-</i>	<i>-</i>	<i>-</i>	<i>-</i>	

CITY OF NORTHGLENN
MAYOR / CITY COUNCIL
2017 OPERATING EXPENDITURES

DATE	TYPE	VENDOR	TOTAL	COUNCILPERSON										Comment
				Mayor										
				Council Wide	Downing	Sauers	Dodge	Brown J	Brown B	Whitman	Mullica	Esquibel	Snetzinger	
68200 Grants/Donations														
02/16/17	Check	Northglenn Historic Preservation	5,000.00	5,000.00										Annual contribution for historic Stonehocker house
04/12/17	Check	Northglenn Arts and Humanities	39,089.00	39,089.00										Per Capita 2017 contribution Ralston House Dinner, Senior Hub RSVP, Homer and Me Book Program, Almost Home Spring Out of Homelessness, Backpack to Briefcases, Ralston House Pinwheel Garden
09/25/17	GL	Council Sponsors	5,780.00	5,780.00										Annual contribution to Adams County Youth Initiative
09/26/17	Check	Adams County Youth Initiative	2,500.00	2,500.00										PAALS for Life animal sanctuary
09/30/17	Pcard	Paypal	500.00	500.00										Career Expo Event
09/30/17	Pcard	Adams County Education Consortium	530.00	530.00										Annual CASA Breakfast
10/31/17	Pcard	Casa Adams&Broomfield	1,000.00	1,000.00										
Total Grant/Donations														
		Actual	54,399.00	54,399.00	-	-	-	-	-	-	-	-	-	-
		Budget	60,000.00	60,000.00	-	-	-	-	-	-	-	-	-	-
		Variance	5,601.00	5,601.00	-	-	-	-	-	-	-	-	-	-
68900 Contingency														
Total Contingency														
		Actual	-	-	-	-	-	-	-	-	-	-	-	-
		Budget	100,000.00	100,000.00	-	-	-	-	-	-	-	-	-	-
		Variance	100,000.00	100,000.00	-	-	-	-	-	-	-	-	-	-
General Fund 10 Totals														
		Actual	372,682.32	349,144.73	2,981.85	3,738.45	5,444.68	1,212.94	1,168.80	2,675.57	1,539.49	3,287.08	1,488.73	
		Budget	549,800.00	497,300.00	5,833.33	5,833.33	5,833.33	5,833.33	5,833.33	5,833.33	5,833.33	5,833.33	5,833.33	5,833.36
		Variance	177,117.68	148,155.27	2,851.48	2,094.88	388.65	4,620.39	4,664.53	3,157.76	4,293.84	2,546.25	4,344.63	
Water & Wastewater Fund 50														
61100 Professional Services														
01/09/17	Check	Hoffmann, Parker, Wilson, & Carberry PC	1,501.50	1,501.50										City Attorney Fee for December 2016
01/01/17	GL	Reverse 2017 accrual	(1,501.50)	(1,501.50)										Reverse 2017 accrual
02/09/17	Check	Hoffmann, Parker, Wilson, & Carberry PC	1,128.50	1,128.50										City Attorney Fee for January 2017
02/28/17	Check	Kaplan Kirsch & Rockwell	7,186.10	7,186.10										Wastewater infrastructure
03/07/17	Check	Hoffmann, Parker, Wilson, & Carberry PC	730.75	730.75										City Attorney Fee for February 2017
03/31/17	Check	Kaplan Kirsch & Rockwell	3,560.55	3,560.55										Wastewater infrastructure
04/11/17	Check	Hoffmann, Parker, Wilson, & Carberry PC	693.75	693.75										City Attorney Fee for March 2017
04/25/17	Check	Kaplan Kirsch & Rockwell	1,924.68	1,924.68										Wastewater infrastructure
05/09/17	Check	Kaplan Kirsch & Rockwell	12,027.88	12,027.88										Wastewater infrastructure
05/09/17	Check	Hoffmann, Parker, Wilson, & Carberry PC	1,840.75	1,840.75										City Attorney Fee for April 2017
06/09/17	Check	Hoffmann, Parker, Wilson, & Carberry PC	721.50	721.50										City Attorney Fee for May 2017
06/14/17	Check	Kaplan Kirsch & Rockwell	2,224.19	2,224.19										Wastewater infrastructure
07/12/17	Check	Hoffmann, Parker, Wilson, & Carberry PC	212.75	212.75										City Attorney Fee for June 2017
07/25/17	Check	Kaplan Kirsch & Rockwell	1,637.72	1,637.72										Wastewater infrastructure
08/08/17	Check	Hoffmann, Parker, Wilson, & Carberry PC	370.00	370.00										City Attorney Fee for July 2017
08/22/17	Check	Kaplan Kirsch & Rockwell	661.50	661.50										Wastewater infrastructure
09/08/17	Check	Hoffmann, Parker, Wilson, & Carberry PC	712.25	712.25										City Attorney Fee for August 2017
09/26/17	Check	Kaplan Kirsch & Rockwell	4,322.21	4,322.21										Wastewater infrastructure
10/05/17	Check	Hoffmann, Parker, Wilson, & Carberry PC	629.00	629.00										City Attorney Fee for September 2017
10/23/17	Check	Kaplan Kirsch & Rockwell	2,230.50	2,230.50										Wastewater infrastructure
11/07/17	Check	Hoffmann, Parker, Wilson, & Carberry PC	666.00	666.00										City Attorney Fee for October 2017
Total Professional Services														
		Actual	43,480.58	43,480.58	-	-	-	-	-	-	-	-	-	-
		Budget	10,000.00	10,000.00	-	-	-	-	-	-	-	-	-	-
		Variance	(33,480.58)	(33,480.58)	-	-	-	-	-	-	-	-	-	-
Water & Wastewater Fund 50 Totals														
		Actual	43,480.58	43,480.58	-	-	-	-	-	-	-	-	-	-
		Budget	10,000.00	10,000.00	-	-	-	-	-	-	-	-	-	-
		Variance	(33,480.58)	(33,480.58)	-	-	-	-	-	-	-	-	-	-



CITY OF NORTHGLENN
Capital Improvement Program

Project Description	2017 Adopted Budget	YTD November 2017 Actuals		2018 Estimate	2019 Estimate	2020 Estimate	2021 Estimate	5-Year Total	Funding Source
		YTD Expenditures	Amount Remaining						
CONSERVATION TRUST FUND									
Greenway Trail Replacement	\$ 50,000		\$ 50,000	\$ 350,000	\$ 50,000	\$ 200,000	\$ 50,000	\$ 700,000	CTF
Pedestrian Bridge Repair	35,000		35,000	-	-	-	-	35,000	CTF
Kiwanis Splash Pad	296,000	5,519	290,481	-	-	-	-	296,000	CTF
Kiwanis Splash Pad	300,000		300,000						CTF
NW Open Space Facility Improvement	1,000,000		1,000,000	-	-	-	-	1,000,000	CTF
Webster Lake Fountain Replacement	15,000	9,235	5,765					15,000	CTF
Total	\$ 1,696,000	\$ 14,754	\$ 1,681,246	\$ 350,000	\$ 50,000	\$ 670,000	\$ 70,000	\$ 2,536,000	

CITY OF NORTHGLENN
Capital Improvement Program

Project Description	2017 Adopted Budget	YTD November 2017 Actuals		2018 Estimate	2019 Estimate	2020 Estimate	2021 Estimate	5-Year Total	Funding Source
		YTD Expenditures	Amount Remaining						
CDBG FUND									
Pedestrian Mobility	\$ 205,347	\$ 195,772	\$ 9,575	\$ 200,000	\$ 200,000	\$ 200,000	\$ 200,000	\$ 1,005,347	CDBG
Total	\$ 205,347	\$ 195,772	\$ 9,575	\$ 200,000	\$ 200,000	\$ 200,000	\$ 200,000	\$ 1,005,347	

CITY OF NORTHGLENN
Capital Improvement Program

Project Description	2017 Adopted Budget	YTD November 2017 Actuals		2018 Estimate	2019 Estimate	2020 Estimate	2021 Estimate	5-Year Total	Funding Source
		YTD Expenditures	Amount Remaining						
CAPITAL PROJECTS FUND									
Emergency Park Repairs	25,000	16,003	8,997	25,000	25,000	25,000	25,000	125,000	ADCOO
NWOS Facilities Improvement	114,445	66,913	47,532	-	-	-	-	114,445	ADCOO
NWOS Facilities Improvement	114,445	66,361	48,084					114,445	GRANT
Parks Barn Replacement	725,000	3,570	721,430	-	-	-	-	725,000	1/2% Sales Tax
Fox Run Open Space	73,817	70,924	2,893	-	-	-	-	73,817	GENERAL
Fox Run Open Space	76,910	70,685	6,225					76,910	GRANT
Citywide Fence Maintnance	172,000	172,000	-	-				172,000	GENERAL
Theatre & Rec Center Marquee	152,625		152,625					152,625	ADCOO
Tennis Court Repair & Construction	-		-	-	-	170,000		170,000	ADCOO
Kiwanis Bath House Renovation	500,000	9,336	490,664	-				500,000	ADCOO
Kiwanis Bath House Renovation	500,000								
Rotary Park Dugouts	30,000		30,000					30,000	ADCOO
Village Greens Park I&II	35,000		35,000					35,000	ADCOO
WLP Sculpture	35,000	35,000	-					35,000	GENERAL
Senior Fitness Equipment	-		-	-	100,000	-		100,000	ADCOO
E.B. Rains Renovation	-		-	-	-	-	750,000	750,000	ADCOO
Residential Street Program	577,403	7,317	570,086	450,000	450,000	450,000	450,000	2,377,403	ADCOT
Traffic Signal Program	192,990	91,310	101,680	100,000	100,000	100,000	100,000	592,990	ADCOT
Concrete Program	50,000		50,000	50,000	50,000	50,000	50,000	250,000	ADCOT
Huron Street Rehabilitatio	-		-	-	600,000	1,200,000	-	1,800,000	4.000 MILLS
120th Ave Widening Design	-		-	-	500,000			500,000	1/2% Sales Tax
Civic Center Master Plan project	201,901	87,910	113,991					201,901	1/2% Sales Tax
Justice Center	22,020,445	6,761,292	15,259,153	1,500,000	1,500,000	1,500,000	1,500,000	28,020,445	1/2% Sales Tax
School Zone Safety Assessment	200,042	89,182	110,860	50,000	100,000	50,000	100,000	500,042	GENERAL
99th Ave Reconstruction	350,000		350,000					350,000	GENERAL
Marketplace Ped Bridge Assessment	-	12,255	(12,255)					-	NURA
Utility Studies	89,885	61,845	28,040					89,885	GENERAL/NURA
Ralston House Development	242,413	93,641	148,772					242,413	GENERAL
104th and Grant Intersection Analysis	-	320	(320)					-	GENERAL
112th North Metro Rail	285,860		285,860					285,860	GENERAL
112th North Metro Rail	728,000		728,000					728,000	GRANT
South Huron landscape	160,000		160,000					160,000	4.000 MILLS
City Hall Roof Replacement	90,000		90,000					90,000	
Total	\$ 27,743,181	\$ 7,715,863	\$ 19,527,318	\$ 2,175,000	\$ 3,425,000	\$ 3,545,000	\$ 2,975,000	\$ 39,363,181	

CITY OF NORTHGLENN
Capital Improvement Program

Project Description	2017 Adopted Budget	YTD November 2017 Actuals		2018 Estimate	2019 Estimate	2020 Estimate	2021 Estimate	5-Year Total	Funding Source
		YTD Expenditures	Amount Remaining						
WATER AND WASTEWATER FUND									
Water Line Replacement	259,691	67,195	192,496	100,000	100,000	100,000	100,000	659,691	WF
Standley Lake Pipeline	151,192	137,500	13,692	150,000	150,000	150,000	150,000	751,192	WF
Install PLC for SCADA	-	-	-	-	-	-	-	-	WF
High Zone Storage Tank Painting	-	-	-	-	-	-	-	-	WF
Berthoud Pass Ditch Maintenance	20,000	-	20,000	350,000	-	-	-	370,000	1/2% Tax
North Low Zone Tank Painting	180,000	7,295	172,705	-	-	-	-	180,000	WF
Terminal Reservoir Phase II	800,000	18,840	781,161	-	-	-	-	800,000	WF
Farmers Highline Flume Gate	80,000	7,285	72,715	-	-	-	-	80,000	WF
Flume at Lupton Bottom	15,000	-	15,000	-	-	-	-	15,000	WF
WTP Filter Media Replacement	185,000	124,255	60,745	185,000	185,000	-	-	555,000	WF
Collection System Rehab	515,979	337,439	178,540	250,000	250,000	250,000	250,000	1,515,979	WWF
Bunker Hill Lift Station	-	-	-	100,000	-	-	-	100,000	WWF
Lift Station A Assessment	-	-	-	-	-	-	-	-	WWF
Lift Station B Assessment	-	-	-	-	250,000	250,000	-	500,000	WWF
WWTP Headworks & Clarifier	5,651,871	4,519,589	1,132,282	-	-	-	-	5,651,871	WWF
Decommission Southern Lagoon	-	-	-	1,440,000	-	-	-	1,440,000	WWF
Lift Station A & Forcemain Replacement	-	-	-	-	3,500,000	25,000,000	-	28,500,000	WWF
Lift Station Flow Meters	-	-	-	-	-	-	500,000	500,000	WWF
Total	\$ 7,858,733	\$ 5,219,397	\$ 2,639,336	\$ 2,575,000	\$ 4,435,000	\$ 25,750,000	\$ 1,000,000	\$ 41,618,733	

CITY OF NORTHGLENN
Capital Improvement Program

Project Description	2017 Adopted Budget	YTD November 2017 Actuals		2018 Estimate	2019 Estimate	2020 Estimate	2021 Estimate	5-Year Total	Funding Source
		YTD Expenditures	Amount Remaining						
STORMWATER FUND									
Grange Hall Creek MDP & FHAD	\$ 100,000	\$ -	\$ 100,000	\$ -	\$ -	\$ -	\$ -	\$ 100,000	SWF
Grange Hall Creek Phase I - Larson	1,500,000	1,463,465	36,535	-	-	-	-	1,500,000	SWF
Brantner Gulch MPD & FHAD	-	-		-	100,000	-	-	100,000	SWF
Storm Drainage System Improvement	54,829	126,192	(71,363)	100,000	100,000	100,000	100,000	454,829	SWF
Total	\$ 1,654,829	\$ 1,589,657	\$ 65,172	\$ 100,000	\$ 200,000	\$ 100,000	\$ 100,000	\$ 2,154,829	
CITY-WIDE TOTAL	\$ 39,158,090	\$ 14,735,443	\$ 23,922,647	\$ 5,400,000	\$ 8,310,000	\$ 30,265,000	\$ 4,345,000	\$ 86,678,090	

Executed Contracts (below \$50,000) for November 2017

<u>Vendor</u>	<u>Contract Executed Date</u>	<u>Contract Dates Start End</u>	<u>Total Amount</u>	<u>Purpose</u>
HD Northglenn, LLC	11/1/2017		\$ 10.00	Webster Lake Promenade Public Art Easement Agreement
J&T Consulting	11/6/2017		\$ 20,000.00	2017-114 2018 On-Call Engineering Services for Water/Wastewater 2014-112G Addendum #7 - WWTP Headworks & Clarifier - CDPHE PDR Addendum
Providence Infrastructure Consultants, Inc.	11/8/2017		\$ 34,219.00	and State Engineers Office Design Submittal
Cutwater Investor Services dba Insight Investment	11/13/2017		\$ 36,000.00	2017-158 Investment Advisory Agreement Renewal
ICLEI-Local Governments for Sustainability USA	11/15/2017		\$ 47,456.00	2017-130 Sustainability Audit
KECI Colorado	11/21/2017		\$ 20,000.00	2017-128 2018 On-Call Street Maintenance & Snow Removal 2017-163 112th Avenue & York Street/Fox Run Parkway Roadway & Signal Improvements
Stanley Consultants, Inc.	11/21/2017		\$ 40,000.00	
CTL Thompson, Inc.	11/29/2017		\$ 25,000.00	2017-127 2018 On-Call Geotechnical Engineering Services 2017-165 Architecture & MEP Engineering Services for WWTP Headworks
ALM2S	11/29/2017		\$ 46,300.00	Operations Building
			<u>\$ 268,985.00</u>	