



November 2018

Monthly Financial Packet

City of Northglenn

Financial Packet

Packet Contents

<u>Description</u>	<u>Page #</u>
Executive Summary	1
Financial Statements	2
Cash and Investments	8
Marketplace Sales Tax Chart	9
Citywide Sales Tax Comparison	10
Geographic Code Tax Data	11
Accounts Payable Disbursement Listing	12
City Council Operating Expenditures	21
Overtime Report	27
CIP Report	28
Summary of Executed Contracts	33



CITY OF
Northglenn

City of Northglenn
Interim Financial Statements
For the Period Ending
November 2018

Executive Summary:

- **Sales/Use Tax**
 - Year-to-date sales and use tax reported an increase of \$636,095, or approximately 3.5%, when compared to the previous year.
 - Year-to-date details behind overall sales and use tax include: Accommodations Tax +1.2%; Auto Use Tax -1.9%; Sales Tax +5.1%; Food Tax -1.6%; Marijuana Tax -1.6%

- **General Fund**
 - Year-to-date revenues within the General Fund total \$23,095,856, an increase over last year's collections by 5.1% or \$1,110,191. The increase is largely due to property tax increases seen from the most recent assessed valuation of 30%.
 - General Fund year-to-date expenditures total \$21,646,639 accounting for 80.6% of the annual appropriation. Expenditures within the fund are consistent with the planned budget.

- **Water Fund**
 - Water Fund year-to-date revenues total \$10,287,390. This is an increase of 7.6% when compared to the prior year. Revenues restricted for water resources are \$2,309,628, and up 3.7% versus the prior year. The restricted revenue for debt service, which comes from the food for home consumption sales tax is down 1.6%, and totals \$821,174 year-to-date.
 - Year-to-date expenditures within the Water Fund total \$6,546,384 and accounts for 60.7% of the annual appropriation. Fund expenditures decreased \$440,724 or 6.3% when compared to the same period of 2017 due to the purchase of water rights in the previous year.

- **Wastewater Fund**
 - Wastewater Fund year-to-date revenues total \$3,435,262. This is an increase of approximately 7.2% as compared to the prior year.
 - Year-to-date expenditures within the Wastewater Fund total \$3,051,394 and account for 54.4% of the annual appropriation. Fund expenditures decreased \$4,484,746 or 59.5% when compared to the same period of 2017 due to capital projects being completed in that year.

- **Stormwater Fund**
 - Year-to-date revenues within the Stormwater Fund total \$380,377, an increase over last year by approximately .5% or \$1,739.
 - Stormwater Fund year-to-date expenditures total \$187,749 and account for 51.6% of the annual appropriation. Fund expenditures decreased \$1,534,855 or 89.1% when compared to the same period of 2017 due to capital projects being completed in the prior year.

- **Sanitation Fund**
 - Sanitation Fund year-to-date revenues total \$1,638,918, a decrease of 1.4%, attributable to a decrease of 1.8% in trash charges as compared to the prior year. This is a result of the timing of billing cycles within the year-end accrual.
 - Year-to-date expenditures within the Sanitation Fund total \$1,402,351 and account for 89.2% of the annual appropriation. Expenditures within the fund increased 35.5% or \$367,727 from the prior year due to the increase in landfill fees and the purchase of a new trash truck.

Revenue Report
November 30, 2018
General Fund

	2018 Adopted Budget	Actual as of November 30, 2018	Over/(Under) Projected	Collection Rate	Prior Year Actual as of November 30, 2017	Over/(Under) Prior Year	Percent Difference
REVENUES							
Taxes							
Property Taxes	\$ 2,936,487	\$ 2,883,091	\$ (53,396)	98.18%	\$ 2,289,675	\$ 593,416	25.92%
Sales Taxes	13,928,677	11,501,733	(2,426,944)	82.58%	11,185,173	316,560	2.83%
Use Tax	2,997,701	2,399,651	(598,050)	80.05%	2,329,352	70,299	3.02%
Other Tax	269,695	242,663	(27,032)	89.98%	258,621	(15,958)	-6.17%
Total Taxes*	20,132,560	17,027,138	(3,105,422)	84.58%	16,062,821	964,317	6.00%
Intergovernmental Revenues	2,067,341	1,889,606	(177,735)	91.40%	1,721,480	168,126	9.77%
Licenses and Permits	692,272	829,936	137,664	119.89%	625,324	204,612	32.72%
Charges for Services	2,543,454	2,269,093	(274,361)	89.21%	2,326,764	(57,671)	-2.48%
Fines and Forfeitures	1,201,901	692,362	(509,539)	57.61%	896,597	(204,235)	-22.78%
Other Revenues	239,718	377,915	138,197	157.65%	352,679	25,236	7.16%
Total Revenues	26,877,246	23,086,050	(3,791,196)	85.89%	21,985,665	1,100,385	5.01%
Other Financing Sources	-	9,806	9,806	N/A	-	9,806	N/A
Total Revenue	\$ 26,877,246	\$ 23,095,856	\$ (3,781,390)	85.93%	\$ 21,985,665	\$ 1,110,191	5.05%

*Due to normal collection cycles, the tax revenues presented in the above statement represent amounts collected as of the prior month and not of that of the period being reported.

**Expenditure Report
November 30, 2018
General Fund**

	2018 Adopted Budget	Actual as of November 30, 2018	Over/(Under) Adopted Budget	Spending Rate	Prior Year Actual as of November 30, 2017	Over/(Under) Prior Year	Percent Difference
Legislative	\$ 781,879	\$ 546,302	\$ (235,577)	69.87%	\$ 504,210	\$ 42,092	8.35%
City Manager	1,114,605	916,240	(198,365)	82.20%	891,869	24,371	2.73%
City Clerk	369,440	301,576	(67,864)	81.63%	282,780	18,796	6.65%
Management Services	1,800,309	1,617,969	(182,340)	89.87%	1,572,943	45,026	2.86%
Technology	920,372	851,221	(69,151)	92.49%	846,198	5,023	0.59%
Finance	488,920	438,451	(50,469)	89.68%	414,817	23,634	5.70%
Planning & Development	1,550,869	1,438,856	(112,013)	92.78%	1,345,440	93,416	6.94%
Parks, Recreation and Cultural	4,109,136	3,773,399	(335,737)	91.83%	3,458,374	315,025	9.11%
Police	10,375,854	8,751,866	(1,623,988)	84.35%	8,268,879	482,987	5.84%
Public Works	3,007,204	2,568,081	(439,123)	85.40%	2,191,477	376,604	17.18%
Total Operating Expenditures	24,518,588	21,203,961	(3,314,627)	86.48%	19,776,987	1,426,974	7.22%
Other Financing Uses	2,322,238	442,678	(1,879,560)	19.06%	562,308	(119,630)	-21.27%
Total Expenditures	\$ 26,840,826	\$ 21,646,639	\$ (5,194,187)	80.65%	\$ 20,339,295	\$ 1,307,344	6.43%

Revenue and Expenditure Report
November 30, 2018
Water Fund

	2018 Adopted Budget	Actual as of November 30, 2018	Over/(Under) Budget	Collection/ Spending Rates	Prior Year Actual as of November 30, 2017	Current Year Over/(Under) Prior Year	Percent Difference
Revenue							
Operating Revenue	\$ 8,165,097	\$ 7,156,588	\$ (1,008,509)	87.65%	\$ 6,503,474	\$ 653,114	10.04%
Water Resources Revenue	2,769,498	2,309,628	(459,870)	83.40%	2,227,248	82,380	3.70%
Debt Service Revenue	1,001,722	821,174	(180,548)	81.98%	834,540	(13,366)	-1.60%
Total Water Fund Revenues	11,936,317	10,287,390	(1,648,927)	86.19%	9,565,262	722,128	7.55%
Expenditures							
Operating Expenditures	9,797,022	5,567,281	(4,229,741)	56.83%	6,010,124	(442,843)	-7.37%
Water Resources Expenditures	-	-	-	N/A	-	-	N/A
Debt Service Expenditures	979,300	979,103	(197)	99.98%	976,984	2,119	0.22%
Total Water Fund Expenditures	10,776,322	6,546,384	(4,229,938)	60.75%	6,987,108	(440,724)	-6.31%
Revenues Over/(Under) Expenditures	\$ 1,159,995	\$ 3,741,006	\$ 2,581,011	322.50%	\$ 2,578,154	\$ 1,162,852	45.10%

<i>Operating Revenue:</i>							
<i>Water Usage</i>	\$ 7,920,450	\$ 6,658,426	\$ (1,262,024)	84.07%	\$ 6,057,415	\$ 601,011	9.92%
<i>Water Resources Revenue:</i>							
<i>Non-Food Sales/Use Tax*</i>	\$ 2,769,498	\$ 2,309,628	\$ (459,870)	83.40%	\$ 2,227,248	\$ 82,380	3.70%
<i>Debt Service:</i>							
<i>Food Taxes*</i>	\$ 1,001,722	\$ 821,174	\$ (180,548)	81.98%	\$ 834,540	\$ (13,366)	-1.60%

*Due to normal collection cycles, the tax revenues presented in the above statement represent amounts collected as of the prior month and not of that of the period being reported.

Revenue and Expenditure Report
November 30, 2018
Wastewater Fund

	<u>2018 Adopted Budget</u>	<u>Actual as of November 30, 2018</u>	<u>Over/(Under) Budget</u>	<u>Collection/ Spending Rates</u>	<u>Prior Year Actual as of November 30, 2017</u>	<u>Current Year Over/(Under) Prior Year</u>	<u>Percent Difference</u>
Revenue							
Operating Revenue	\$ 3,978,202	\$ 3,435,262	\$ (542,940)	86.35%	\$ 3,205,555	\$ 229,707	7.17%
Total Water Fund Revenues	3,978,202	3,435,262	(542,940)	86.35%	3,205,555	229,707	7.17%
Expenditures							
Operating Expenditures	5,605,653	3,051,394	(2,554,259)	54.43%	7,536,140	(4,484,746)	-59.51%
Total Water Fund Expenditures	5,605,653	3,051,394	(2,554,259)	54.43%	7,536,140	(4,484,746)	-59.51%
Revenues Over/(Under) Expenditures	\$ (1,627,451)	\$ 383,868	\$ 2,011,319	N/A	\$ (4,330,585)	\$ 4,714,453	N/A

*Due to normal collection cycles, the tax revenues presented in the above statement represent amounts collected as of the prior month and not of that of the period being reported.

Revenue and Expenditure Report
November 30, 2018
Stormwater Fund

	<u>2018 Adopted Budget</u>	<u>Actual as of November 30, 2018</u>	<u>Over/(Under) Budget</u>	<u>Collection/ Spending Rates</u>	<u>Prior Year Actual as of November 30, 2017</u>	<u>Current Year Over/(Under) Prior Year</u>	<u>Percent Difference</u>
Operating Revenues							
Charges for Services							
Stormwater Charges	\$ 464,185	\$ 376,542	\$ (87,643)	81.12%	\$ 373,422	\$ 3,120	0.84%
Miscellaneous Revenues							
Investment Earnings	1,500	3,835	2,335	255.67%	5,216	(1,381)	-26.48%
Total Operating Revenues	465,685	380,377	(85,308)	81.68%	378,638	1,739	0.46%
Operating Expenditures							
Stormwater Collection	364,080	187,749	(176,331)	51.57%	1,722,604	(1,534,855)	-89.10%
Total Operating Expenditures	364,080	187,749	(176,331)	51.57%	1,722,604	(1,534,855)	-89.10%
Total Operating Revenues Over/(Under) Expenditures	101,605	192,628	91,023	189.59%	(1,343,966)	1,536,594	N/A
Other Financing Sources	-	-	-	N/A	-	-	N/A
Revenues Over/(Under) Expenditures	\$ 101,605	\$ 192,628	\$ 91,023	189.59%	\$ (1,343,966)	\$ 1,536,594	N/A

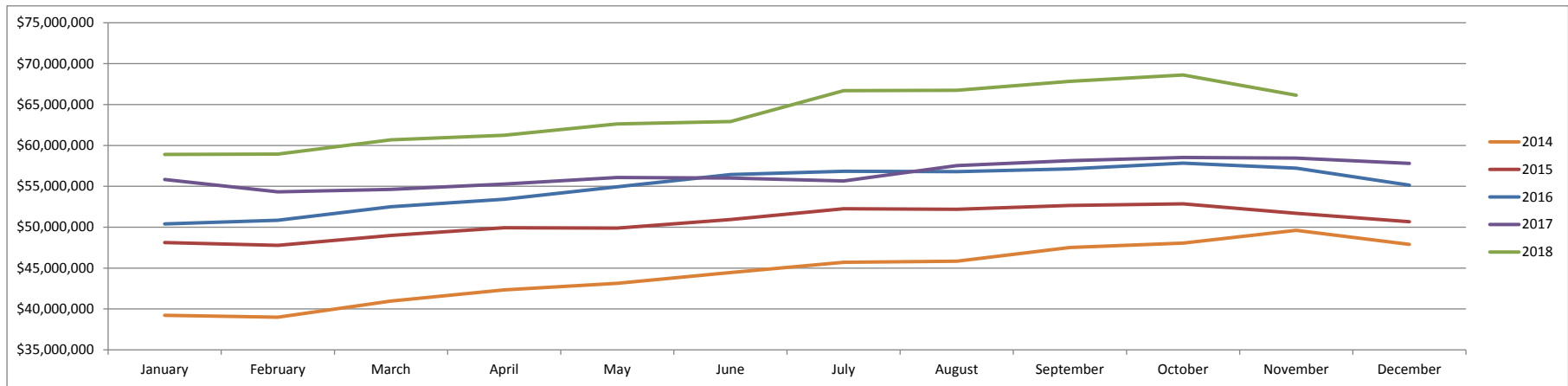
Revenue and Expenditure Report
November 30, 2018
Sanitation Fund

	<u>2018 Adopted Budget</u>	<u>Actual as of November 30, 2018</u>	<u>Over/(Under) Adopted Budget</u>	<u>Collection/ Spending Rates</u>	<u>Prior Year Actual as of November 30, 2017</u>	<u>Current Year Over/(Under) Prior Year</u>	<u>Percent Difference</u>
Operating Revenues							
Charges for Services							
Trash Charges	\$ 1,873,034	\$ 1,583,567	\$ (289,467)	84.55%	\$ 1,612,609	\$ (29,042)	-1.80%
Recycling Revenue	28,987	10,876	(18,111)	37.52%	21,686	(10,810)	-49.85%
Polycart Revenue	15,245	22,216	6,971	145.73%	17,116	5,100	29.80%
Total Charges for Services	<u>1,917,266</u>	<u>1,616,659</u>	<u>(300,607)</u>	<u>84.32%</u>	<u>1,651,411</u>	<u>(34,752)</u>	<u>-2.10%</u>
Miscellaneous Revenues							
Investment Earnings	6,000	22,259	16,259	370.98%	11,443	10,816	94.52%
Sale of Assets	-	-	-	N/A	-	-	N/A
Total Operating Revenues	<u>1,923,266</u>	<u>1,638,918</u>	<u>(284,348)</u>	<u>85.22%</u>	<u>1,662,854</u>	<u>(23,936)</u>	<u>-1.44%</u>
Operating Expenditures							
Solid Waste Collection	1,571,882	1,402,351	(169,531)	89.21%	1,034,624	367,727	35.54%
Total Operating Revenues Over/(Under) Expenditures	<u>351,384</u>	<u>236,567</u>	<u>(114,817)</u>	<u>67.32%</u>	<u>628,230</u>	<u>(391,663)</u>	<u>-62.34%</u>
Other Financing Sources	<u>-</u>	<u>-</u>	<u>-</u>	<u>N/A</u>	<u>-</u>	<u>-</u>	<u>N/A</u>
Revenues Over/(Under) Expenditures	<u>\$ 351,384</u>	<u>\$ 236,567</u>	<u>\$ (114,817)</u>	<u>67.32%</u>	<u>\$ 628,230</u>	<u>\$ (391,663)</u>	<u>-62.34%</u>

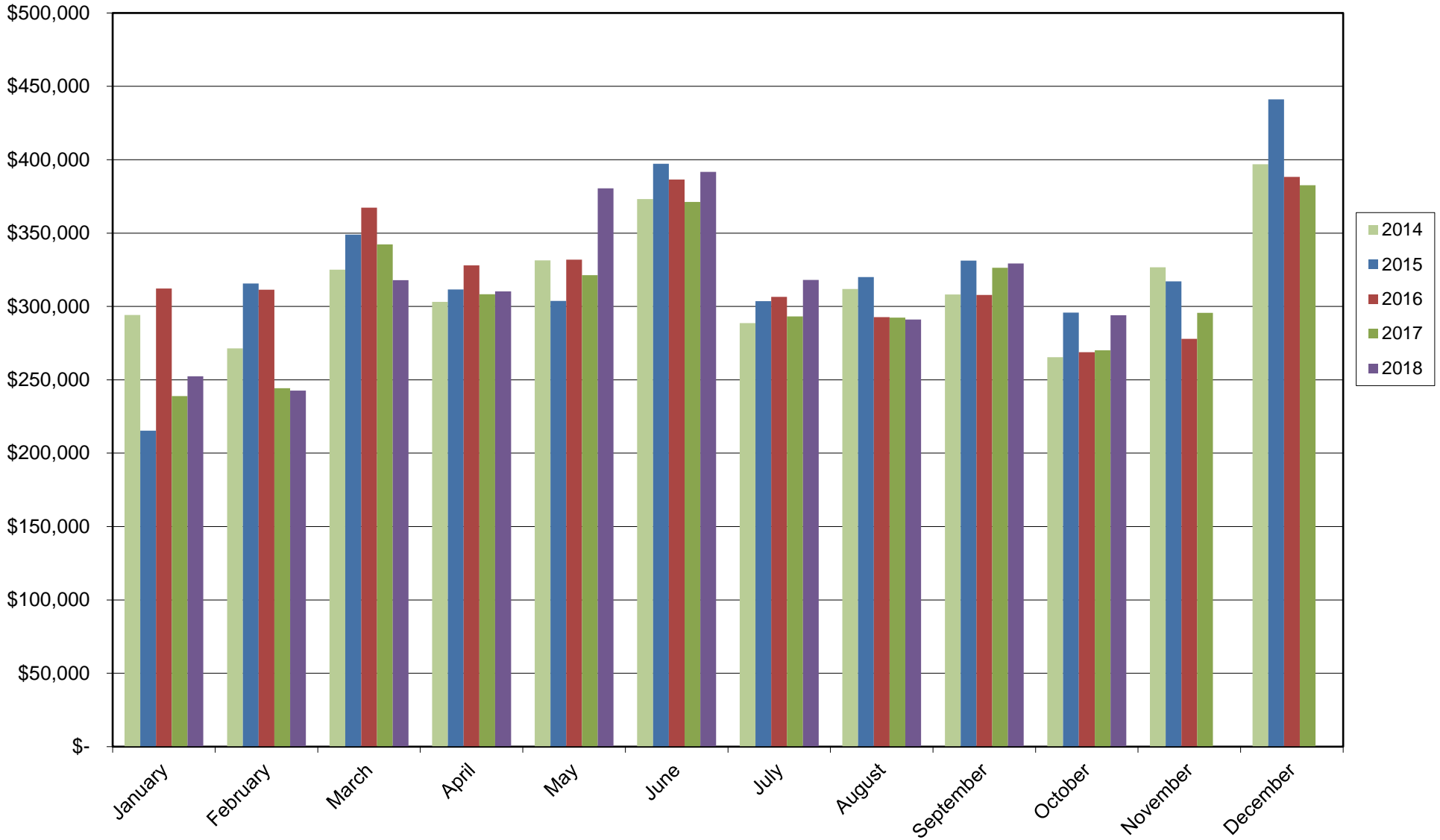
Cash & Investments

	January	February	March	April	May	2018 June	July	August	September	October	November	December
General Fund	\$21,615,980.13	\$21,284,222.26	\$21,894,764.54	\$22,158,223.23	\$22,694,917.50	\$22,158,740.49	\$23,944,143.00	\$23,943,335.82	\$24,292,020.64	\$24,601,320.36	\$23,987,176.54	
CTF	\$1,480,374.03	\$1,478,313.63	\$1,554,931.54	\$1,553,822.52	\$1,551,240.54	\$1,629,315.78	\$1,630,852.57	\$1,596,157.62	\$1,680,101.54	\$1,558,175.50	\$1,557,137.76	
CDBG	\$0.00	\$0.00	\$0.00	\$0.00	\$0.00	\$0.00	\$0.00	\$0.00	\$0.00	(\$194,850.00)	(\$194,850.00)	
Capital Projects Fund	\$20,812,124.18	\$22,412,380.24	\$23,176,504.26	\$22,869,219.66	\$23,127,854.68	\$23,425,765.66	\$24,109,747.70	\$23,358,830.71	\$23,182,099.38	\$22,958,550.70	\$21,696,209.54	
Water Fund	\$8,985,519.34	\$8,768,954.04	\$8,877,836.37	\$9,247,665.42	\$9,612,457.80	\$9,985,108.57	\$11,032,779.18	\$11,774,458.02	\$12,635,299.73	\$13,407,125.53	\$12,899,842.77	
Wastewater Fund	\$4,143,020.31	\$3,092,581.38	\$3,220,834.84	\$3,350,974.65	\$3,518,952.15	\$3,544,499.88	\$3,703,153.01	\$3,738,847.52	\$3,895,582.53	\$4,027,038.84	\$3,891,116.94	
Stormwater Fund	\$248,694.89	\$241,250.08	\$241,433.54	\$269,771.78	\$261,731.60	\$284,552.18	\$314,773.18	\$336,132.58	\$366,953.78	\$398,138.41	\$408,777.90	
Sanitation Fund	\$1,614,975.38	\$1,655,572.24	\$1,723,525.88	\$1,797,533.62	\$1,870,613.72	\$1,889,853.75	\$1,974,673.27	\$1,988,802.84	\$1,792,227.36	\$1,862,091.98	\$1,895,690.99	
Total	\$58,900,688.26	\$58,933,273.87	\$60,689,830.97	\$61,247,210.88	\$62,637,767.99	\$62,917,836.31	\$66,710,121.91	\$66,736,565.11	\$67,844,284.96	\$68,617,591.32	\$66,141,102.44	

Negative cash due to timing of grant expense and reimbursement

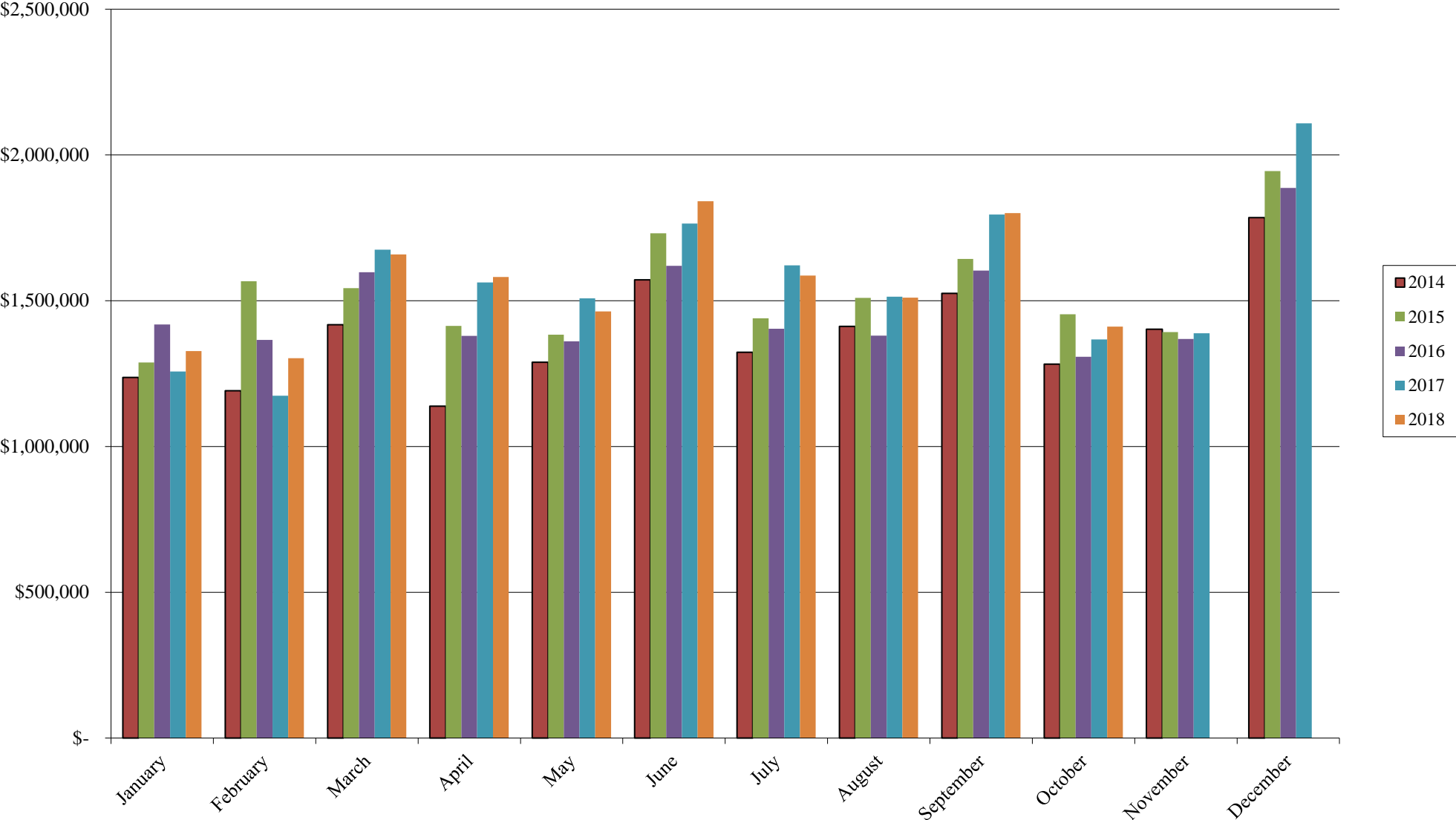


Marketplace Sales Tax



Due to normal collection cycles, the tax revenues presented above represent amounts collected as of the prior month and not that of the period being reported.

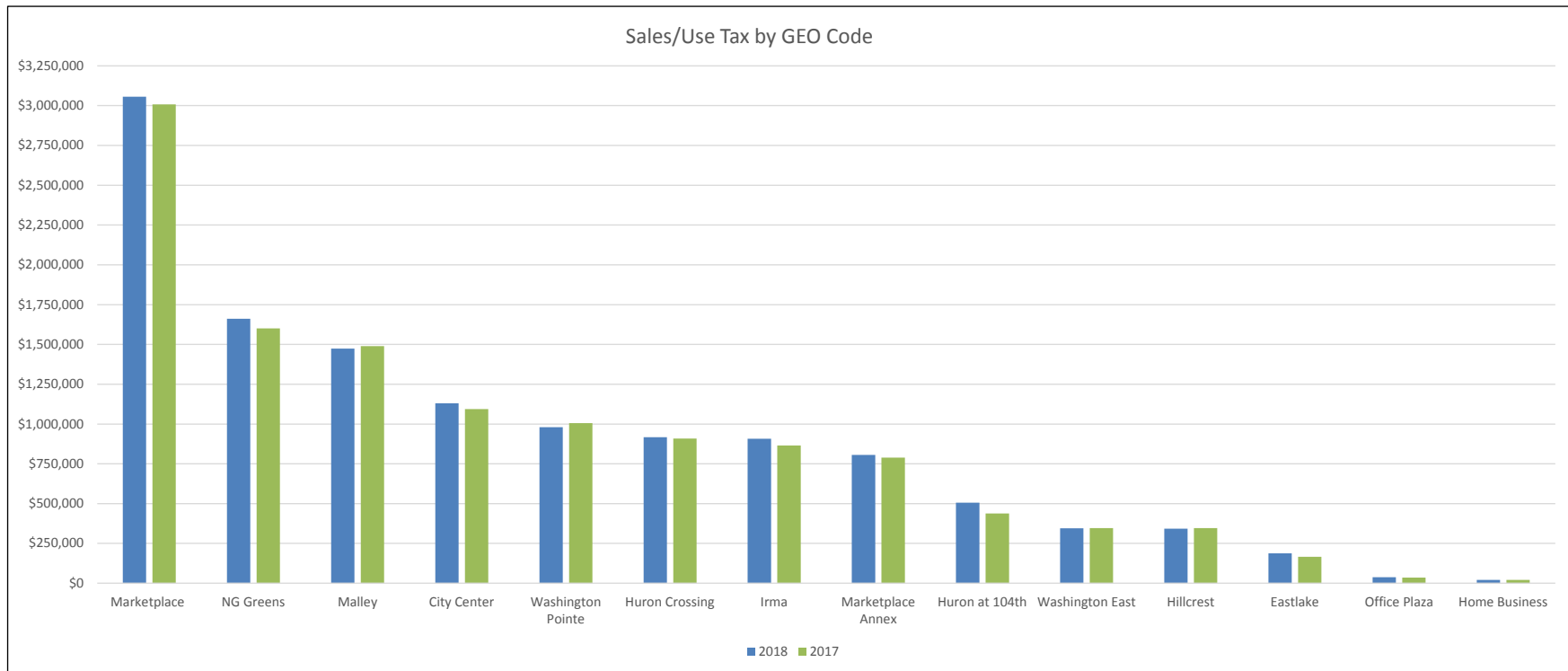
Northglenn Sales Tax History



Due to normal collection cycles, the tax revenues presented above represent amounts collected as of the prior month and not that of the period being reported.

Tax Collected by Geographic Code

Ranking	Area	YTD		\$ Change	% Change	Sample of Area Businesses
		2018	2017			
1	Marketplace	\$ 3,055,673	\$ 3,008,108	\$ 47,565	1.56%	Ross Dress for Less, Lowes, Cinzettis, Texas Roadhouse
2	NG Greens	\$ 1,660,775	\$ 1,600,812	\$ 59,963	3.75%	Best Buy, Boot Barn, Applebees
3	Malley	\$ 1,473,800	\$ 1,489,487	\$ (15,686)	-1.05%	Sherwin Williams, The Green Solution, Vitamin Cottage
4	City Center	\$ 1,129,597	\$ 1,093,764	\$ 35,833	3.28%	Boondocks, Ramada, Damon's, Longhorn Steakhouse
5	Washington Pointe	\$ 979,673	\$ 1,005,474	\$ (25,800)	-2.57%	O'Reilly, Albertsons, Petco, Burger King
6	Huron Crossing	\$ 917,249	\$ 908,723	\$ 8,526	0.94%	Peerless Tire, Cracker Barrel, Botanacare
7	Irma	\$ 907,722	\$ 864,860	\$ 42,862	4.96%	Pioneer Sand, Gulfeagle Supply, Family Dollar
8	Marketplace Annex	\$ 805,328	\$ 789,363	\$ 15,965	2.02%	McDonald, Car Toys, Taco Bell
9	Huron at 104th	\$ 505,814	\$ 438,629	\$ 67,185	15.32%	Tamale Kitchen, Natural Selections, Arby's, AutoZone
10	Washington East	\$ 344,994	\$ 345,501	\$ (508)	-0.15%	Walgreens, Tires Plus, Sonic, Pizza Hut
11	Hillcrest	\$ 341,964	\$ 345,558	\$ (3,594)	-1.04%	Red Lobster, Santiago's, Fastsigns
12	Eastlake	\$ 187,889	\$ 166,330	\$ 21,559	12.96%	Circle K, Santiago's
13	Office Plaza	\$ 37,098	\$ 35,320	\$ 1,778	5.03%	Diamond Shamrock, A Hair Never There
14	Home Business	\$ 20,727	\$ 21,079	\$ (352)	-1.67%	
Total		\$ 12,368,408	\$ 12,113,007	\$ 255,295	2.11%	



Due to normal collection cycles, the tax revenues presented above represent amounts collected as of the prior month and not that of the period being reported.

November 2018
Cash Disbursements

<u>Date</u>	<u>Vendor</u>	<u>Check Number</u>	<u>Amount</u>	<u>Description</u>
General Fund				
11/2/2018	Adams Twelve Five Star Schools	156727	\$ 25.00	FALL 2018 CARA LAX Field Usage Fee
11/2/2018	Adams Twelve Five Star Schools	156728	375.83	Business Appreciation Breakfast table pieces from NHS STEM
11/2/2018	CenturyLink QC	156729	164.09	Phone Line 720-872-0203
11/2/2018	CIRSA	156730	6,956.42	Claims
11/2/2018	CIRSA	156730	405.00	Add Justice Center, delete Shopping Center Building
11/2/2018	Esquibel Antonio B	156732	320.00	Per Diem NLC-City summit Conference
11/2/2018	Family Support Registry	156733	463.78	Employee Withholding
11/2/2018	Family Support Registry	156733	238.00	Employee Withholding
11/2/2018	Family Support Registry	156733	838.62	Employee Withholding
11/2/2018	Fantasia Angelina	156734	258.69	Employee Withholding
11/2/2018	Fout Benjamin	156735	1,560.00	Magic-Promo Video
11/2/2018	Innovest Portfolio Solutions LLC	156736	3,572.23	Consulting Fees
11/2/2018	Innovest Portfolio Solutions LLC	156736	8,335.22	Consulting Fees
11/2/2018	Leighty Meredith	156738	320.00	Per Diem NLC City Summit Conference
11/2/2018	Smith Dave	156740	400.00	Retiree Stipend
11/2/2018	US Bank NA	156741	12,985.85	Inv.#869364174843- Fuel Purchased By City Vehicles Thru 10-23-18
11/2/2018	Weinrauch Paul D	156742	164.00	FTC-Extra Photos
11/2/2018	Willford Jenny	156743	320.00	Per diem NLC-City Summit Conference
11/2/2018	Xcel Energy	156744	3,905.41	Electric/Gas Usage
11/2/2018	Xcel Energy	156744	15.87	Electric Usage
11/9/2018	4 Rivers Holdings LLC	156745	670.04	Mulching attachment
11/9/2018	Absolute Graphics	156746	209.38	HR sweaters and polos
11/9/2018	Absolute Graphics	156746	15.85	Peterson polo
11/9/2018	Absolute Graphics	156746	58.25	Jacket- Dam
11/9/2018	Adams County Finance Dept	156748	2,808.33	September 2018 Records Terminal Guard.
11/9/2018	Adams County Finance Dept	156749	1,190.00	Animal Shelter fees for September 2018.
11/9/2018	Adams County Finance Dept	156750	200.00	10/15/18 Range.
11/9/2018	Advance Stores Company Inc	156751	18.98	Invoice #2194-523417 - Part for Unit #582-06
11/9/2018	Advance Stores Company Inc	156751	35.47	Invoice #2194-525529 - Parts for Stock #3422 & #7182
11/9/2018	Advance Stores Company Inc	156751	20.73	#2194-524987 - Part for Unit #165-12
11/9/2018	Advance Stores Company Inc	156751	4.79	#2194-525021 - Part for Unit #243-11
11/9/2018	Allen Walter	156752	474.15	Mileage Reimbursement for Service School in Salina Kansas
11/9/2018	Aqueous Solution Inc	156754	244.50	NRC Pool Chemicals
11/9/2018	Aqueous Solution Inc	156754	134.00	NRC Pool Chemicals
11/9/2018	Aranda Aurea	156755	50.00	Partial Restitution C211743
11/9/2018	Autozone Inc	156756	26.98	#0830604077 - Part for Unit #286-16
11/9/2018	Bartlett Carl	156757	140.00	Fall 2018 CARA Volleyball Second Payment
11/9/2018	Berkley Ashley	156758	50.00	Partial Restitution T335032
11/9/2018	Bezjak Richard J	156759	150.00	Fall 2018 CARA LAX Coach Second Payment
11/9/2018	Brannan Sand & Gravel Co	156761	44.44	Asphalt for street repairs
11/9/2018	Bridgestone Americas Inc	156762	29.66	Invoice #726-197721 - Tube ofr Unit #513-12
11/9/2018	Castanon Maria	156765	50.00	Partial Restitution T324783
11/9/2018	Central Salt LLC	156766	1,792.19	Bulk deicing salt
11/9/2018	CenturyLink QC	156767	63.03	Phones 3034522612
11/9/2018	CenturyLink QC	156767	675.34	Phones 3031119601
11/9/2018	CenturyLink QC	156767	6.16	Phones 7209299635
11/9/2018	Cintas Corporation No 2	156768	64.75	Invoice #4011247712 - Mat Rental for M&O Bldg. & Sign Shop
11/9/2018	Cintas Corporation No 2	156768	64.75	#4011532388 - Mat Rental for M&O Bldg. & Sign Shop
11/9/2018	Cintas Corporation No 2	156768	64.75	#4011532388 - Mat Rental for M&O Bldg. & Sign Shop
11/9/2018	Cintas Corporation No 2	156768	18.26	#4011532388 - Uniform Rental for Jim Allen & Conan Donahue
11/9/2018	Cintas Corporation No 2	156768	18.26	#4011532388 - Uniform Rental for Jim Allen & Conan Donahue
11/9/2018	Clarion Associates LLC	156770	5,072.52	Professional Services rendered as of 09/30/18
11/9/2018	Colorado Brake and Supply Inc	156772	85.46	Invoice #CB26903 - Part for Unit #172-16
11/9/2018	Colorado Brake and Supply Inc	156772	52.62	Invoice #CB26853 - Part for Unit #172-16
11/9/2018	Colorado Brake and Supply Inc	156772	1,223.68	Invoice #CB27184 - Parts for Unit #164-14
11/9/2018	Colorado Community Media	156773	14.76	Legal Notices CB 1015
11/9/2018	Colorado Community Media	156773	16.96	Public Hearing for Care Group of Northglenn
11/9/2018	Colorado Community Media	156773	17.84	Public Hearing with the Board of Adjustments for USA Shade
11/9/2018	Colorado Community Media	156773	17.84	Public Hearing with the Planning Commission for USA Shade
11/9/2018	Colorado Dept of Public Health	156774	550.00	Water testing- Webster lake
11/9/2018	Colorado Officials	156775	2,200.00	Fall 2018 Youth Basketball Officials
11/9/2018	Colorado Outdoor Inc	156776	450.00	Programming fee for digital sign
11/9/2018	Cox Samantha Lynne	156778	50.00	Partial Restitution T332352
11/9/2018	CPS Distributors Inc	156779	41.68	marking paint
11/9/2018	CPS Distributors Inc	156779	21.96	flags

November 2018
Cash Disbursements

<u>Date</u>	<u>Vendor</u>	<u>Check Number</u>	<u>Amount</u>	<u>Description</u>
11/9/2018	CPS Distributors Inc	156779	103.00	green bulbs
11/9/2018	CPS Distributors Inc	156779	206.28	Irrigation
11/9/2018	CPS Distributors Inc	156779	45.00	clear bulbs
11/9/2018	Cromley Juliet Lane-Spradley	156780	525.00	Belly Dance Instructor Sept 12 - Oct 30, 2018
11/9/2018	Cruz Beatrix Cha Cha	156781	124.10	Fitness Zumba October 16 - 25, 2018
11/9/2018	Davis Graham & Stubbs	156782	85.00	Attorney Fees
11/9/2018	Envirotech Services Inc	156789	2,545.11	Ice slicer
11/9/2018	Factory Motor Parts Co	156792	(13.75)	#39-318454 - Battery Core Credit
11/9/2018	Factory Motor Parts Co	156792	103.25	#24-1717167 - Battery for Unit #249-11
11/9/2018	Factory Motor Parts Co	156792	(25.00)	#39-318075 - Battery Core Credit
11/9/2018	Faris Machinery	156793	93.67	#C38631 - Parts for Unit #190-14
11/9/2018	Farson Brandon	156794	100.00	Partial Restitution C212196
11/9/2018	First Light Video Productions Inc	156795	1,200.00	Video-taping CC mtgs September 2018
11/9/2018	Fluidicial Greeniacs	156796	87.35	Invoice #10201299 - Antifreeze for Unit #126-15
11/9/2018	Genuine Parts Company	156800	72.06	Invoice #3394-386828 - Shop Tool
11/9/2018	Genuine Parts Company	156800	22.54	#3394-388152 - Shop Supply
11/9/2018	Goodyear Tire & Rubber Co	156801	2,216.35	#164-1082060 - Tires for Stock Numbers 1017, 1030,1078
11/9/2018	Goodyear Tire & Rubber Co	156801	562.20	Tires for Stock #1081
11/9/2018	Goodyear Tire & Rubber Co	156801	(325.00)	#174-1082109 - Used Wheel/Rim Credit
11/9/2018	HD Northglenn LLC	156803	89,469.74	2018 ESTIP
11/9/2018	Heaton Corporation	156804	445.25	November janitorial services for M&O
11/9/2018	Hoffman Parker Wilson & Carberry PC	156805	15,265.67	Attorney fee for month ending Oct 18 split with water fund
11/9/2018	Hofmeister Karen	156806	750.00	Phase one illustration - branding design
11/9/2018	ICLEI-Local Government for Sustainability USA	156807	1,439.50	Billing Period:Months of Sept. and October, 2018 Final Invoice
11/9/2018	Jaquez Ann Sosa	156808	140.00	Fall 2018 CARA Volleyball Second Payment
11/9/2018	Jennings Mark	156810	50.00	Partial Restitution T334857
11/9/2018	Kaeser & Blair Inc	156811	636.17	4GB USB Swivel Drive
11/9/2018	Kone Inc	156812	212.01	#959081695 - Monthly Service for City Hall & NRC Elevators
11/9/2018	Longhorn Steakhouse	156813	13.56	Restitution C212615
11/9/2018	Mattoon Jo M	156815	3,000.00	City Council Evaluation Process
11/9/2018	May Jim	156816	182.56	Supplies-Crocodile clock
11/9/2018	May Jim	156816	71.09	Supplies-Crocodile clock
11/9/2018	Mendoza Jill	156817	15.59	Mileage Reimbursement
11/9/2018	Mendoza Jill	156817	33.90	Mileage Reimbursement
11/9/2018	Mendoza Jill	156817	26.60	Mileage Reimbursement
11/9/2018	Mendoza Jill	156817	11.45	Mileage Reimbursement
11/9/2018	Mendoza Jill	156817	61.04	Mileage Reimbursement
11/9/2018	Mera Franklin	156818	227.50	Karate Instructor October 1 - 24, 2018
11/9/2018	Moreno Eduardo	156820	50.00	Partial Restitution T334414
11/9/2018	Morphotrust USA Inc	156821	6,134.10	Upgrade to fingerprint machine in Jail; Model #: TPE-5600-HD S#A
11/9/2018	Murphy Mary	156823	223.60	Chair Massage October 24 - 31, 2018
11/9/2018	Myers Nate	156824	400.00	Retiree Stipend
11/9/2018	Northglenn Senior Organization	156826	917.00	NSO Reimbursement October 2018
11/9/2018	Olivas Bianca	156827	50.00	Partial Restitution TE008779
11/9/2018	Output Services Inc	156828	39.32	UB Printing 2018
11/9/2018	Output Services Inc	156829	2,700.00	2019 Tax Booklet Mailing
11/9/2018	Potestio Brothers Equipment Co	156830	73.04	#78528P - Parts for Unit #592
11/9/2018	Raghavan Anand	156835	1,375.00	Onsite Training / Support for Salesforce
11/9/2018	Rathbun Chad	156836	50.00	Partial Restitution T331858
11/9/2018	RMS Cranes LLC	156837	550.00	Inv. #1720001026 - Annual Inspection on Unit #750
11/9/2018	Rush Truck Center of Colorado Inc	156839	185.00	#3012533807 - Part for Unit #290
11/9/2018	Safe Built Colorado Inc	156840	24,909.36	October Building Fees
11/9/2018	Safe Built Colorado Inc	156840	27,743.95	September Building Fees
11/9/2018	Salesforce.com Inc	156841	4,118.40	Annual database and support
11/9/2018	Santella Mathis	156842	140.00	Fall 2018 CARA Volleyball Coach Second Payment
11/9/2018	Schafer Nicole	156843	150.00	Fall 2018 LAX Coach Second Payment
11/9/2018	Schmick Dan	156844	44.95	Expense reimbursement
11/9/2018	Schurman Jeffrey	156845	50.00	Partial Restitution TE012734
11/9/2018	Scudder Press Inc	156846	608.44	Ward 3 community meeting postcards
11/9/2018	Signature Offset LLC	156848	1,517.51	8 pg tabloid includes digital images mail prep, delivery
11/9/2018	Siteimprove Inc	156849	5,750.00	Website premium support
11/9/2018	Sterling Thomas A	156850	950.00	Travel Film Series Novmeber 14, 2018
11/9/2018	Thao Abigail	156851	140.00	Fall 2018 CARA Volleyball Second Payment
11/9/2018	Todd Shara	156852	175.00	#2639 - Annual Service for M&O Conference Room Divider
11/9/2018	Transwest Trucks Inc	156853	22.60	#001P102937 - Part for Stock #261
11/9/2018	Transwest Trucks Inc	156853	512.64	#009P326989 - Part for Unit #172-16
11/9/2018	United Site Services	156855	1,255.00	NWOS restrooms

November 2018
Cash Disbursements

<u>Date</u>	<u>Vendor</u>	<u>Check Number</u>	<u>Amount</u>	<u>Description</u>
11/9/2018	United Site Services	156855	235.00	Danahy restrooms
11/9/2018	United Site Services	156855	575.00	EB Rains restrooms
11/9/2018	United Site Services	156855	90.00	Scout restroom
11/9/2018	United Site Services	156855	125.00	Wyco restroom
11/9/2018	United States Postal Service	156856	4,347.20	Postage for December 18 Northglenn Connection
11/9/2018	W W Grainger Inc	156857	2,597.60	Hydraulic press 10T electric pump
11/9/2018	W W Grainger Inc	156857	227.54	Steel workbench for hydraulic press
11/9/2018	W W Grainger Inc	156857	142.78	Punch/die set 3/4" for hydraulic press
11/9/2018	W W Grainger Inc	156857	142.78	Punch/die set 1/2" for hydraulic press
11/9/2018	W W Grainger Inc	156857	365.26	Radius corner attachment for hydraulic press
11/9/2018	Wee Bee Costumes LLC	156858	1,250.00	Costume Payment for November 18, 2018
11/9/2018	Wilson & Company Inc Engineers & Architects	156860	4,532.50	Professional Services from Sept. 8 to Oct. 5, 2018
11/9/2018	Xcel Energy	156861	14.49	Electric Usage
11/9/2018	Xcel Energy	156861	123.70	Electric Usage
11/9/2018	Xcel Energy	156861	34,859.70	Electric Usage
11/9/2018	Xcel Energy	156861	60.95	Electric Usage
11/9/2018	Xcel Energy	156861	307.96	Electric Usage
11/9/2018	Xcel Energy	156861	13.66	Electric Usage
11/9/2018	Xcel Energy	156861	171.41	Electric Usage
11/9/2018	Young Barrett E	156862	60.00	Technical Coordinator Sub October 24, 2018
11/9/2018	ZW USA Inc	156863	359.97	3 cases of dog waste bags
11/16/2018	Colorado Occupational Medicine Physicians	156868	85.00	Drug Screen/Physical
11/16/2018	Davis Graham & Stubbs	156869	637.50	PP Attorney Fees
11/16/2018	Family Support Registry	156870	463.78	Employee Withholding
11/16/2018	Family Support Registry	156870	238.00	Employee Withholding
11/16/2018	Family Support Registry	156870	838.62	Employee Withholding
11/16/2018	Fantasia Angelina	156871	258.69	Employee Withholding
11/16/2018	Rocky Mountain Reserve	156874	520.50	Flex Admin
11/16/2018	S&B Porta-Bowl Restrooms Inc	156875	145.00	Restroom-SSH
11/16/2018	Safety 2000 Inc	156876	138.19	M&O Med Cabinet
11/21/2018	Adams County Finance Dept	156877	400.00	Range on 10/22 & 10/24/218.
11/21/2018	Advance Stores Company Inc	156878	89.92	Invoice #2194-526258 - Parts for Stock #2330 & #9012
11/21/2018	Advance Stores Company Inc	156878	23.07	Invoice #2194-526229 - Part for Stock #9003
11/21/2018	Advance Stores Company Inc	156878	5.70	Invoice #2194-526245 - Part for Stock #4187
11/21/2018	Advance Stores Company Inc	156878	54.86	Invoice #2194-525429 - Part for Stock #7502
11/21/2018	Advance Stores Company Inc	156878	(10.00)	Invoice #2194-520942 - Battery Core Credit
11/21/2018	Advance Stores Company Inc	156878	52.92	Invoice #2194-524452 - Part for Unit #538-06
11/21/2018	Advance Stores Company Inc	156878	67.07	Invoice #2194-524470 - Part Return (Credited on #2194-525002)
11/21/2018	Advance Stores Company Inc	156878	(94.26)	Invoice #2194-525002 - Parts Credit
11/21/2018	Advance Stores Company Inc	156878	87.09	Invoice #2194-525894 - Part Returned & Credited on 2194-524909
11/21/2018	Advance Stores Company Inc	156878	18.48	#2194-526905 - Parts for Unit #269-11
11/21/2018	Advance Stores Company Inc	156878	(12.86)	#2194-525472 - Part Credit
11/21/2018	Advance Stores Company Inc	156878	109.20	#2194-526605 - Part for Stock #3995
11/21/2018	American Dream Home	156879	155.97	Building refund
11/21/2018	American Dream Home	156879	122.60	Building refund
11/21/2018	Annas Stacy	156880	40.50	Restitution T335386
11/21/2018	AV Tech Electronics Inc	156882	19,747.47	New vehicle set up for 2018 F-150 Pickup Truck.
11/21/2018	Best Buy	156884	500.00	Partial Restitution CR-2108-72
11/21/2018	Biggins James	156886	507.92	Post Employment Benefits
11/21/2018	Brannan Sand & Gravel Co	156887	89.32	Asphalt for street repairs
11/21/2018	Brannan Sand & Gravel Co	156887	168.75	Asphalt for street repairs
11/21/2018	Cardenas Michael Anthony	156889	450.00	abatement of parcel #0157336315002
11/21/2018	Castanon Maria	156890	90.00	Partial Restitution T324783
11/21/2018	CenturyLink QC	156891	34.55	Phones 3034571578
11/21/2018	CenturyLink QC	156891	2.48	Phones 88167368
11/21/2018	Cintas Corporation No 2	156893	64.75	#4012115210 - Mat Rental for M&O Bldg. & Sign Shop
11/21/2018	Cintas Corporation No 2	156893	64.75	#4012510992 - Mat Rental for M&O Bldg. & Sign Shop
11/21/2018	Cintas Corporation No 2	156893	18.26	#4012115210 - Uniform Rental for Jim Allen & Conan Donahue
11/21/2018	Cintas Corporation No 2	156893	18.26	#4012510992 - Uniform Rental for Fleet Services
11/21/2018	CIRSA	156894	10,780.02	Claims
11/21/2018	CMM Law LLC	156895	4,770.00	Judge Magid's salary for November
11/21/2018	Colorado Swimming Inc	156897	72.00	Coach Steve Swim Team Registraion 2018
11/21/2018	Colorado Swimming Inc	156897	72.00	Coach Andrea Swim Team Registraion 2018
11/21/2018	Colorado Swimming Inc	156897	125.00	Fusion Club Swim Team Registraion 2018
11/21/2018	CPS Distributors Inc	156898	112.00	Lights
11/21/2018	Delta Dental Plan of Colo	156901	232.10	COBRA
11/21/2018	Delta Dental Plan of Colo	156901	9,893.44	Ee Dental Insurance

November 2018
Cash Disbursements

<u>Date</u>	<u>Vendor</u>	<u>Check Number</u>	<u>Amount</u>	<u>Description</u>
11/21/2018	Direct Energy	156903	340.00	Building Refund
11/21/2018	Direct Energy	156903	279.25	Building Refund
11/21/2018	Dunbar Armored Inc	156904	207.11	Courier Services
11/21/2018	Dunn Ryan	156905	100.00	Partial Restitution T337508
11/21/2018	Dunn Ryan	156905	50.00	Partial Restitution T337508
11/21/2018	Esquibel Antonio B	156907	100.00	Expense Reimbursement
11/21/2018	First Light Video Productions Inc	156910	5,900.00	2018 Business Appreciation Breakfast videos and graphics
11/21/2018	Garcia Chrissy	156911	50.00	Partial Restitution C211723
11/21/2018	Genuine Parts Company	156912	11.48	Invoice #3394-387275 - Part for Stock #1054
11/21/2018	Goodyear Tire & Rubber Co	156913	1,737.55	#174-1082143 - Tires for Unit #126, # 178-11 , Stock # 1017 and 1078
11/21/2018	Goodyear Tire & Rubber Co	156913	267.14	#174-1082217 - Tires for Stock #1081
11/21/2018	Hankins Denise	156915	50.00	Partial Restitution T334892
11/21/2018	Hartco Inc	156916	637.50	Graffiti removal at sound barrier wall
11/21/2018	Hartco Inc	156916	495.00	Graffiti removal at skate park
11/21/2018	Hartco Inc	156916	440.00	Graffiti removal 477 E. 118th pl
11/21/2018	Hartco Inc	156916	377.50	Graffiti removal 479 E. 118th pl
11/21/2018	Hartco Inc	156916	888.00	Graffiti removal Highline & I-25
11/21/2018	Hartco Inc	156916	408.00	Graffiti removal City Hall
11/21/2018	Hartco Inc	156916	235.00	Graffiti removal 11431 Washington
11/21/2018	Hartco Inc	156916	165.00	Graffiti removal 11421 Washington
11/21/2018	Integral Recoveries Inc	156918	3,298.75	Professional Services
11/21/2018	Johnson Auto Plaza Inc	156919	41.49	#387104 - Parts for Unit #241-10
11/21/2018	Kaiser Permanente	156920	298.57	Retiree
11/21/2018	Kaiser Permanente	156920	2,388.49	Cobra
11/21/2018	Kaiser Permanente	156920	176,776.46	Ee Health Insurance
11/21/2018	Language Line Services Inc	156922	13.94	Invoice 4431093
11/21/2018	LaNunziata Jesse	156923	97.56	Mileage Reimbursement
11/21/2018	Law Office of Kevin C Flesch LLC	156924	835.00	Invoice 50297-Ct Appt Atty
11/21/2018	Leighty Meredith	156925	269.80	Expense Reimbursement
11/21/2018	M&A Contractors Inc	156926	1,500.00	Concrete
11/21/2018	Mandel Metals Inc	156927	774.00	ALO blanks for sign shop
11/21/2018	Murphy Mary	156929	189.60	Chair Massage November 7 - 14, 2018
11/21/2018	Murray Dahl Kuchenmeister & Renaud	156930	3,300.00	Lobbying Services October
11/21/2018	Networkfleet Inc	156931	113.70	Oct GPS fee for code vehicles
11/21/2018	Networkfleet Inc	156931	56.85	Oct GPS fee for sweepers & graffiti truck
11/21/2018	Nicoletti-Flater Assoc	156932	1,000.00	October 2018 Pre Employment/Records Specialist
11/21/2018	North Metro Rescue District	156933	50.00	Partial Restitution C210927
11/21/2018	North Suburban Medical Center	156934	50.00	PatientNo.45003819999
11/21/2018	NOW Heating & Air	156935	337.79	Building Refund
11/21/2018	NOW Heating & Air	156935	91.60	Building Refund..1261
11/21/2018	NOW Heating & Air	156935	223.40	Building Refund
11/21/2018	NOW Heating & Air	156935	89.00	Building Refund..1261
11/21/2018	NOW Heating & Air	156935	46.00	Building Refund
11/21/2018	O'meara Ford Center Inc	156936	99.95	#FOCS706090 - Alignment on Unit #234-14
11/21/2018	Portable Computer Systems Inc	156937	2,658.00	Per Proposal-20033/1; Win10 Pro
11/21/2018	Pros Plus LLC	156938	120.00	Softball Umpires October 1 - 15, 2018
11/21/2018	Pros Plus LLC	156938	120.00	Softball Umpires November 1 - 15, 2018
11/21/2018	Quality-Water Biosystems Inc	156939	250.00	October water quality
11/21/2018	Scott David	156940	85.67	Mileage reimbursement
11/21/2018	Seneca Companies	156941	495.65	Repl. Pressure Line Leak Detector (PLLD) Transducer Diesel Tank
11/21/2018	Siegel Oil	156942	1,462.45	Invoice #10233573 - Oil for Stock #1531 & #1540
11/21/2018	Signature Offset LLC	156943	1,264.53	8 pg tabloid, digital images, delivery, mail prep
11/21/2018	Smith Dave	156944	400.00	Retiree Stipend
11/21/2018	Stottlemeyer Renee	156946	200.00	Partial Restitution C213132
11/21/2018	Teleguage Inc	156947	53.41	Invoice TL100555--Spanish, Slovak, Viet. Int.
11/21/2018	Traffic Logix Corporation	156949	133,043.00	Quote#9172018001 and Sole Source Letter attached. Traffic Calmi
11/21/2018	Vonage Business Inc	156952	693.20	November telephone services - NRC
11/21/2018	Vonage Business Inc	156952	1,259.36	November telephone services - M&O
11/21/2018	Vonage Business Inc	156952	362.93	November telephone services - WTP
11/21/2018	Vonage Business Inc	156952	4,346.12	November telephone services - CHall & WWTP
11/21/2018	Watts Gabriela	156953	120.00	X2 Spanish Interpreter 10/25/18
11/21/2018	Xcel Energy	156955	94.80	Electric/Gas Usage
11/21/2018	Xcel Energy	156955	1,964.00	Electric/Gas Usage
11/21/2018	Xcel Energy	156955	4,361.32	Electric/Gas Usage
11/21/2018	Xcel Energy	156955	6,980.84	Electric/Gas Usage
11/21/2018	Xerox Corporation	156956	82.53	Monthly leases
11/21/2018	Xerox Corporation	156956	64.42	Monthly leases

November 2018
Cash Disbursements

<u>Date</u>	<u>Vendor</u>	<u>Check Number</u>	<u>Amount</u>	<u>Description</u>
11/21/2018	Xerox Corporation	156956	211.68	Monthly leases
11/21/2018	Xerox Corporation	156956	139.79	Monthly leases
11/21/2018	Xerox Corporation	156956	159.08	Monthly leases
11/21/2018	Xerox Corporation	156956	129.08	Monthly leases
11/21/2018	Xerox Corporation	156956	227.68	Monthly leases
11/21/2018	Xerox Corporation	156956	36.24	Monthly leases
11/21/2018	Xerox Corporation	156956	136.51	Monthly leases
11/21/2018	Xerox Corporation	156956	11.48	Monthly leases
11/21/2018	Xerox Corporation	156956	95.30	Monthly leases
11/21/2018	Xerox Corporation	156956	154.05	Monthly leases
11/21/2018	Xerox Corporation	156956	153.16	Monthly leases
11/21/2018	Xerox Corporation	156956	824.91	Monthly leases
11/21/2018	Xerox Corporation	156956	398.99	Monthly leases
11/21/2018	Xerox Corporation	156956	146.53	Monthly leases
11/21/2018	Xerox Corporation	156956	7.71	Monthly leases
11/21/2018	Xerox Corporation	156956	4.83	Monthly leases
11/21/2018	Xerox Corporation	156956	56.33	Monthly leases
11/21/2018	Xerox Corporation	156956	4.45	Monthly leases
11/30/2018	CenterPoint Energy Services Retail LLC	156961	1,372.69	Natural Gas Deliveries
11/30/2018	CenterPoint Energy Services Retail LLC	156961	806.19	Natural Gas Deliveries
11/30/2018	CenterPoint Energy Services Retail LLC	156961	849.41	Natural Gas Deliveries
11/30/2018	CIRSA	156962	8,119.17	Additions
11/30/2018	Cordova Terry	156964	400.00	Retiree Stipend
11/30/2018	Envirotest Systems Corp	156965	150.00	#CO-0905 - September Emissions Tests
11/30/2018	Family Support Registry	156966	838.62	Employee Withholding
11/30/2018	Fantasia Angelina	156967	258.69	Employee Withholding
11/30/2018	Faris Machinery	156968	66.75	#C39283 - Part for Unit #166-15
11/30/2018	Faris Machinery	156968	73.50	#C39024 - Part for Unit #190-14
11/30/2018	LegalShield	156969	353.85	Ee legal
11/30/2018	McCandless Truck Center LLC	156970	267.13	#P101236425:01 - Part for Unit #745-07
11/30/2018	NPD Benevolence Fund	156971	336.00	Flower Fund
11/30/2018	Pinnacol Assurance	156973	30.26	Deductibles
11/30/2018	Pinnacol Assurance	156973	769.69	Deductibles
11/30/2018	Pinnacol Assurance	156973	67.30	Deductibles
11/30/2018	RCSolar-Arvada LLC	156974	276.54	Community Solar Subscription
11/30/2018	RCSolar-Arvada LLC	156974	255.39	Community Solar Subscription
11/30/2018	Royal Supply Inc	156975	209.99	#711670 - Tool - 2018 Tool Allotment
11/30/2018	The Lincoln National Life Ins Co	156976	4,750.26	Life and LTD Insurance
11/30/2018	The Lincoln National Life Ins Co	156976	2,176.33	Voluntary Life Insurance
11/30/2018	Vaneman Delia	156977	80.00	Building permit refund
11/30/2018	Vaneman Delia	156977	72.50	Building permit refund
11/30/2018	Xcel Energy	156978	5,164.42	Gas/Electric Usage
Conservation Trust Fund				
11/9/2018	DHM Design Corporation	156784	\$ 391.09	City portion- splash pad
11/9/2018	DHM Design Corporation	156784	143.32	City portion- splash pad
11/9/2018	DHM Design Corporation	156784	890.69	ADCO grant- splash pad
11/21/2018	DHM Design Corporation	156902	420.93	City- Splash pad
11/21/2018	DHM Design Corporation	156902	701.56	ADCO grant- splash pad
Capital Projects Fund				
11/9/2018	Colorado Community Media	156773	\$ 21.76	Final Settlement for ABCO Contracting/Marketplace Ped. Bridge
11/9/2018	DHM Design Corporation	156784	392.15	City CIP for NWOS Design
11/9/2018	DHM Design Corporation	156784	392.16	ADOS Grant for NWOS Design
11/9/2018	DHM Design Corporation	156784	890.69	City portion- splash pad
11/9/2018	DHM Design Corporation	156784	534.41	ADCO grant- bath house
11/9/2018	DSRW Enterprises Inc	156788	197,315.00	Period from April 1 - October 18, 2018
11/9/2018	Martin Marietta Materials Inc	156814	56,048.52	2018 Residential Street Program
11/9/2018	Martin Marietta Materials Inc	156814	64,357.87	C.O.#1 For Grant Dr. and Larson Dr. Striping
11/9/2018	Project One Integrated Services LLC	156831	28,360.25	Professional Services through Sept. 30, 2018
11/9/2018	Project One Integrated Services LLC	156831	7,540.50	Professional Services through August 31, 2018
11/9/2018	Short-Elliott-Hendrickson Incorporated	156847	18,513.25	Bill through 30-SEP-18
11/16/2018	Himmelman Construction Inc	156872	132,631.16	Ralston House Development Project
11/21/2018	Aspen Systems Inc	156881	31,719.52	Server hardware as specified in Quote 22999 IFB 2018-012 Intel
11/21/2018	CTL Thompson Inc	156899	4.00	2018 On-Call Geotechnical Engineering Services

November 2018
Cash Disbursements

<u>Date</u>	<u>Vendor</u>	<u>Check Number</u>	<u>Amount</u>	<u>Description</u>
11/21/2018	CTL Thompson Inc	156899	673.00	Addendum#1 Additional Funds for On-Call Geotechnical Services
11/21/2018	CTL Thompson Inc	156899	1,580.00	Professional Services for the Ralston House
11/21/2018	DHM Design Corporation	156902	1,031.33	City CIP for NWOS Design
11/21/2018	DHM Design Corporation	156902	1,031.34	ADOS Grant for NWOS Design
11/21/2018	DHM Design Corporation	156902	701.56	City - bath house
11/21/2018	DHM Design Corporation	156902	420.94	ADCO grant- bath house
11/21/2018	ECl Site Construction Mgmt Inc	156906	66,432.55	Adco Grant- ECl contract
11/21/2018	Hoefer Wysocki Architects LLC	156917	12,982.90	Professional Services from October 1 - October 31, 2018
11/21/2018	Southwest Mobile Storage Inc	156945	112.20	Parks CIP Rental for Storage Pod 11/12/18 to 12/09/18
11/21/2018	The Perfect Patch Asphalt Co	156948	4,641.72	Retainage for 2017 Residential Concrete

Water & Wastewater Fund

11/2/2018	Colorado Dept of Revenue	156731	\$ 22.50	Employee Withholding
11/2/2018	Colorado Dept of Revenue	156731	22.50	Employee Withholding
11/2/2018	Family Support Registry	156733	275.00	Employee Withholding
11/2/2018	Output Services Inc	156739	6,000.00	UB Mailing 2018
11/2/2018	Xcel Energy	156744	1,390.02	Electric/Gas Usage
11/2/2018	Xcel Energy	156744	53.12	Gas Usage
11/9/2018	Absolute Graphics	156746	654.28	Coats
11/9/2018	Absolute Graphics	156746	389.22	Coats
11/9/2018	alm2s	156753	4,000.00	Period through Feb. 23 - Sept. 14, 2018
11/9/2018	Browns Hill Engineering & Controls Inc	156763	181.30	NAS Installation.
11/9/2018	Browns Hill Engineering & Controls Inc	156763	473.12	NAS Unit.
11/9/2018	Browns Hill Engineering & Controls Inc	156763	181.30	Blower 3 Issues
11/9/2018	Buckeye Welding Supply Inc	156764	209.75	#03076857 - Welding Supplies
11/9/2018	CenturyLink QC	156767	518.86	Phones 3031119601
11/9/2018	CenturyLink QC	156767	119.01	Phones 3034511289
11/9/2018	Cintas Corporation No 2	156768	8.25	#4011532388 - Uniform Rental for Craig Priller
11/9/2018	Cintas Corporation No 2	156768	8.25	#4011532388 - Uniform Rental for Craig Priller
11/9/2018	City of Northglenn	156769	75.00	Water Rebate-5373
11/9/2018	City of Northglenn	156769	75.00	Water Rebate-11658
11/9/2018	City of Northglenn	156769	150.00	Water Rebate-25646
11/9/2018	City of Northglenn	156769	100.00	Water Rebate-16770
11/9/2018	Colorado Analytical Lab	156771	42.40	Cyanide Weak & Potentially Diss. Metals.
11/9/2018	Colorado Analytical Lab	156771	42.40	Cyanide Weak & Potentially Diss. Metals.
11/9/2018	Colorado Analytical Lab	156771	84.80	Cyanide Weak & Potentially Diss. Metals.
11/9/2018	Colorado Analytical Lab	156771	1,395.60	Q3 Sample Analysis for WW IP Monitoring.
11/9/2018	Core & Main LP	156777	2,253.89	#J741493 - Fire Hydrant For Cracker Barrel Replacement
11/9/2018	Denver Winpump Company	156783	619.75	Sump Pump Maintenance.
11/9/2018	Division of Water Resources	156785	4,492.95	SEO Fee for Dam Modification Application
11/9/2018	Division of Water Resources	156786	880.00	Service Fees to the SMS for July1 2018 to June 30 2019
11/9/2018	DPC Industries Inc	156787	3,765.88	10/25/18 Sodium Hypochlorite3037 gal @ \$1.24 per gal.
11/9/2018	DPC Industries Inc	156787	218.88	10/12/18 Sodium Hypo 54 gal @ \$3.22 per gal.
11/9/2018	Eurofins Eaton Analytical Inc	156790	775.00	Pu/Cu Analysis.
11/9/2018	Eurofins Eaton Analytical Inc	156790	270.00	DI Metals.
11/9/2018	Eurofins Eaton Analytical Inc	156790	450.00	UMCR Analysis
11/9/2018	Eurofins Eaton Analytical Inc	156790	450.00	UMCR4 Sec 7 Analysis
11/9/2018	Eurofins Eaton Analytical Inc	156790	225.00	Inorgs & VOC's.
11/9/2018	Eurofins Eaton Analytical Inc	156790	450.00	UMCR4 AM3 Sec 8 Analysis
11/9/2018	Evoqua Water Technologies LLC	156791	15,807.84	10/25/18 Bioxide +71 3849 gal @ \$4.107 per gal.
11/9/2018	GE Digital LLC	156797	92.00	SCADA IGS Drivers - Industrial Gatewat Server for Basic 253 Addi
11/9/2018	GE Digital LLC	156797	2,377.44	SCADA Synchronization - iFix V5.8 Plus Development Unlimited Poi
11/9/2018	GE Digital LLC	156797	1,630.24	SCADA - iFix V5.8 Plus Development Unlimited Points English WIN-
11/9/2018	GE Digital LLC	156797	115.36	SCADA Synchronization - iFix V5.8 Plus Development Unlimited Poi
11/9/2018	GE Digital LLC	156797	412.48	SCADA - iClient v5.8 Thick Runtime English Part # iC58THREN
11/9/2018	GE Digital LLC	156797	412.48	SCADA - iClient v5.8 Thick Runtime English Part # iC58THREN
11/9/2018	GE Digital LLC	156797	412.48	SCADA - iClient v5.8 Thick Runtime English Part # iC58THREN
11/9/2018	GE Digital LLC	156797	542.56	SCADA - Historian v7.0 Standrad 300 Points Part #HS70s0000030000
11/9/2018	GE Digital LLC	156797	873.92	SCADA - Historian v7.0 Standrad 300 Points Part #HS70s0000030000
11/9/2018	GE Digital LLC	156797	115.36	SCADA IGS Drivers - Industrial Gatewat Server for Basic Points.
11/9/2018	GE Digital LLC	156797	1,630.24	SCADA Synchronoization Back-Up Licesne- iFix V5.8 Plus Developmen
11/9/2018	GE Digital LLC	156797	687.52	SCADA - iClient v5.8 Thick Runtime English Part # iC58THDEN
11/9/2018	GE Digital LLC	156797	542.56	SCADA - Historian v7.0 Standrad 300 Points Part #HS70s0000030000
11/9/2018	GEI Consultants Inc	156798	2,581.00	Third Quater WET Testing.
11/9/2018	General Air Service & Supply Co	156799	135.22	Cylinder Rentals; Helium Nitrogen etc.
11/9/2018	Hach Company	156802	4,024.70	SC200 Universal Controller 100-200V AC with 2 Digital Sensors. L

November 2018
Cash Disbursements

<u>Date</u>	<u>Vendor</u>	<u>Check Number</u>	<u>Amount</u>	<u>Description</u>
11/9/2018	Hach Company	156802	724.00	Output Board for SC1000/SC1500 Controllers and 5500 sc Analyzier
11/9/2018	Heaton Corporation	156804	445.25	November janitorial services for M&O
11/9/2018	Heaton Corporation	156804	536.50	Nov janitorial services for WTF
11/9/2018	Heaton Corporation	156804	101.25	November janitorial services for WWTF
11/9/2018	Hoffman Parker Wilson & Carberry PC	156805	346.88	Attorney fee for month ending Oct 18 split with general fund
11/9/2018	JARAMILLO JR JUAN	156809	444.13	Refund Check
11/9/2018	Kone Inc	156812	212.00	#959081695 - Monthly Service for City Hall & NRC Elevators
11/9/2018	Meurer Research Inc	156819	424.20	Floculator PM
11/9/2018	Mountain View Water Users	156822	40.00	Water Usage.
11/9/2018	Nicholas-Given Associates Inc.	156825	1,127.77	6" 150B AWWA Butterfly Valve with EPDM seat and Buried Service
11/9/2018	Output Services Inc	156828	942.58	UB Printing 2018
11/9/2018	Output Services Inc	156829	900.00	2019 Tax Booklet Mailing
11/9/2018	Quality Well And Pump	156832	1,062.00	PW Line Gate Valve Ironseat 12"
11/9/2018	Quality Well And Pump	156832	60.00	Dresser Repair Body 12"
11/9/2018	Quality Well And Pump	156832	95.00	Dresser Flange Pack PIP 10"
11/9/2018	Quality Well And Pump	156832	29.60	Clamp Drawband Jumbo 10"
11/9/2018	Quality Well And Pump	156832	25.00	Supplies (Glue/Primer)
11/9/2018	Quality Well And Pump	156832	550.00	Pipeline Labor
11/9/2018	Quality Well And Pump	156832	95.00	JD 310sk Backhoe (2012)
11/9/2018	Quality Well And Pump	156832	103.95	Pipeline Mileage
11/9/2018	Quality Well And Pump	156832	25.38	PIP PVC PIPE 80# 10
11/9/2018	Quality Well And Pump	156832	40.71	PIP Coupler 80# 10"
11/9/2018	Quality Well And Pump	156832	78.19	PIP 45 Elbow 80# 10"
11/9/2018	Quality Well And Pump	156832	95.32	PIP Tee 80# 10" x 4
11/9/2018	Quality Well And Pump	156832	35.84	PVC Pipe SCH40 4" (Quantity 7)
11/9/2018	Quality Well And Pump	156832	16.87	PVC Pipe Bushing SCH40 4" x 3
11/9/2018	Quality Well And Pump	156832	11.82	PVC SCH40 Male Adapter 3"
11/9/2018	Quality Well And Pump	156832	68.00	AG 300 Air Relief Valve 3"
11/9/2018	Quality Well And Pump	156832	1,005.00	Booster Pump 130 GPM
11/9/2018	Quality Well And Pump	156832	454.00	NEL 800 CNTRL VLV w/FLG Kit 2"
11/9/2018	Quality Well And Pump	156832	61.83	Assembly Strainer 1/4" x 3/4"
11/9/2018	Quality Well And Pump	156832	19.80	Nylon Tubing 1/4"
11/9/2018	Quality Well And Pump	156832	94.05	Mileage
11/9/2018	Quality Well And Pump	156832	5.85	Union Push-In 1/4"
11/9/2018	Quality Well And Pump	156832	9.07	Gavl Nipple 2" x 4.5
11/9/2018	Quality Well And Pump	156832	4.63	Gavl Nipple 2" x 2.5"
11/9/2018	Quality Well And Pump	156832	22.59	Galv ELL 90 STR 2"
11/9/2018	Quality Well And Pump	156832	484.50	Gear Box 50:1
11/9/2018	Quality Well And Pump	156832	122.25	Universal Coupler Kit
11/9/2018	Quality Well And Pump	156832	210.00	Universal U-Joint w. Small Disc
11/9/2018	Quality Well And Pump	156832	158.04	Zimmatic 20W GL4 1GAL
11/9/2018	Quality Well And Pump	156832	104.14	Gear Guard
11/9/2018	Quality Well And Pump	156832	33.75	Female Starter Coupler 8"
11/9/2018	Quality Well And Pump	156832	30.44	Galv Nipple 3"x6"
11/9/2018	Quality Well And Pump	156832	40.32	Clamp T Bolt
11/9/2018	Quality Well And Pump	156832	39.50	Ringloc Clamp Pierce 8"
11/9/2018	Quality Well And Pump	156832	16.29	Gasket Rd Back 3LIP =1 TEF .8"
11/9/2018	Quality Well And Pump	156832	300.44	Steel Elbow 8"x9 ODEG
11/9/2018	Quality Well And Pump	156832	66.76	3.5" Discharge Hose
11/9/2018	Quality Well And Pump	156832	449.91	Preventative Maintenance
11/9/2018	Quality Well And Pump	156832	584.37	Labor
11/9/2018	Quality Well And Pump	156832	94.05	Mileage
11/9/2018	Quality Well And Pump	156833	550.00	In Field Labor.
11/9/2018	Raatz William Adam	156834	512.00	Period from Oct. 1 to Oct. 30, 2018
11/9/2018	Raatz William Adam	156834	896.00	From Oct. 1 to Oct. 31, 2018
11/9/2018	ROBINSON ASHTON	156838	79.75	Refund Check
11/9/2018	Safe Built Colorado Inc	156840	661.25	City Permit #18NGN-11441 September Building Fees
11/9/2018	Safe Built Colorado Inc	156840	1,844.90	City Permit #18NGN-11490 September Building Fees
11/9/2018	Todd Shara	156852	175.00	#2639 - Annual Service for M&O Conference Room Divider
11/9/2018	UNCC	156854	872.90	#218100662 - RTL Transmisson Through 10-31-18
11/16/2018	AJANA MOHMMED	156866	540.81	Refund Check
11/16/2018	Colorado Dept of Revenue	156867	22.50	Employee Withholding
11/16/2018	Colorado Dept of Revenue	156867	22.50	Employee Withholding
11/16/2018	Colorado Dept of Revenue	156867	399.08	Employee Withholding
11/16/2018	Colorado Occupational Medicine Physicians	156868	90.00	DOT Exam
11/16/2018	Family Support Registry	156870	275.00	Employee Withholding
11/21/2018	Badger Meter inc	156883	4,800.00	#80025633 - ORS Mobile System Service Agreement 11-18/11-19

November 2018
Cash Disbursements

<u>Date</u>	<u>Vendor</u>	<u>Check Number</u>	<u>Amount</u>	<u>Description</u>
11/21/2018	BT Construction	156888	2,000.00	Construction Water Meter Deposit Refund
11/21/2018	CenturyLink QC	156891	276.40	Phones 3034522257
11/21/2018	CenturyLink QC	156891	31.33	Phones 3032520397
11/21/2018	CenturyLink QC	156891	2.58	Phones 3032549657
11/21/2018	Certified Balance Service Inc	156892	176.00	2 Balance/Scale Services with Certificate of Calibration.
11/21/2018	Cintas Corporation No 2	156893	8.25	#4012115210 - Uniform Rental for Craig Priller
11/21/2018	Cintas Corporation No 2	156893	8.25	#4012510992 - Uniform Rental for Craig Priller
11/21/2018	Colorado Analytical Lab	156896	54.40	BDC Discharge Cyanide Weak & Potentially Diss. Metals
11/21/2018	Cummins Rocky Mountain Inc	156900	2,547.94	Repair Work on Generator at WTP
11/21/2018	Delta Dental Plan of Colo	156901	1,745.52	Ee Dental Insurance
11/21/2018	Delta Dental Plan of Colo	156901	909.59	Ee Dental Insurance
11/21/2018	Dunbar Armored Inc	156904	310.67	Courier Services
11/21/2018	Evoqua Water Technologies LLC	156908	779.10	11/12/18 2 Pallets of NaCL used for watertreatment
11/21/2018	Evoqua Water Technologies LLC	156908	13,709.14	11/9/18 Bioxide3998 gals @ \$3.429 per gal.
11/21/2018	Farmers Reservoir & Irrigation	156909	3,558.91	October Billing
11/21/2018	Farmers Reservoir & Irrigation	156909	5,734.66	October Billing
11/21/2018	Kaiser Permanente	156920	32,706.72	Ee Health Insurance
11/21/2018	Kaiser Permanente	156920	298.57	Retiree
11/21/2018	Kaiser Permanente	156920	16,972.85	Ee Health Insurance
11/21/2018	KOCH ROBERT	156921	22.00	Refund Check
11/21/2018	Mountain View Water Users	156928	65.00	October Water Usage.
11/21/2018	Networkfleet Inc	156931	37.90	Oct GPS fee for utilities trucks
11/21/2018	Seneca Companies	156941	495.65	Repl. Pressure Line Leak Detector (PLLD) Transducer Diesel Tank
11/21/2018	TZA Water Engineers Inc	156950	3,486.00	Professional Services from Sept. 23 - October 27, 2018
11/21/2018	Veris Environmental LLC	156951	163,762.25	Invoice for October 2018
11/21/2018	Vonage Business Inc	156952	231.07	November telephone services - NRC
11/21/2018	Vonage Business Inc	156952	419.79	November telephone services - M&O
11/21/2018	Vonage Business Inc	156952	120.97	November telephone services - WTP
11/21/2018	Vonage Business Inc	156952	1,448.71	November telephone services - CHall & WWTP
11/21/2018	Xcel Energy	156955	12,297.12	Electric/Gas Usage
11/21/2018	Xcel Energy	156955	211.56	Electric/Gas Usage
11/21/2018	Xcel Energy	156955	7,132.15	Electric/Gas Usage
11/21/2018	Xerox Corporation	156956	20.34	Monthly leases
11/21/2018	Xerox Corporation	156956	328.49	Monthly leases
11/21/2018	Xerox Corporation	156956	120.32	Monthly leases
11/21/2018	Xerox Corporation	156956	46.02	Monthly leases
11/21/2018	Xerox Corporation	156956	75.37	Monthly leases
11/21/2018	Xerox Corporation	156956	4.44	Monthly leases
11/21/2018	Xerox Corporation	156956	7.49	Monthly leases
11/21/2018	Xerox Corporation	156956	94.80	Monthly leases
11/21/2018	Xerox Corporation	156956	0.98	Monthly leases
11/21/2018	Xerox Corporation	156956	7.72	Monthly leases
11/30/2018	ARTMANN JOSEPH	156959	128.43	Refund Check
11/30/2018	BH NORTHGLENN LLC	156960	14.04	Refund Check
11/30/2018	BH NORTHGLENN LLC	156960	18.08	Refund Check
11/30/2018	Colorado Dept of Revenue	156963	22.50	Employee Withholding
11/30/2018	Colorado Dept of Revenue	156963	22.50	Employee Withholding
11/30/2018	Pinnacol Assurance	156973	402.35	Deductibles
11/30/2018	Pinnacol Assurance	156973	402.36	Deductibles
11/30/2018	RCSolar-Arvada LLC	156974	4,639.93	Community Solar Subscription
11/30/2018	RCSolar-Arvada LLC	156974	1,158.58	Community Solar Subscription
11/30/2018	The Lincoln National Life Ins Co	156976	1,165.79	Life and LTD Insurance
11/30/2018	The Lincoln National Life Ins Co	156976	376.97	Voluntary Life Insurance
11/30/2018	The Lincoln National Life Ins Co	156976	555.33	Life and LTD Insurance
11/30/2018	The Lincoln National Life Ins Co	156976	122.41	Voluntary Life Insurance
11/30/2018	Xcel Energy	156978	1,283.08	Gas Usage
Stormwater Fund				
11/30/2018	BH NORTHGLENN LLC	156960	\$ 2.00	Refund Check
11/21/2018	Kaiser Permanente	156920	446.46	Ee Health Insurance
11/21/2018	Delta Dental Plan of Colo	156901	146.69	Ee Dental Insurance
11/30/2018	The Lincoln National Life Ins Co	156976	36.23	Life and LTD Insurance
11/9/2018	Ace Equipment & Supply	156747	3,900.00	Gutter brooms for sweepers
11/21/2018	Xerox Corporation	156956	26.04	Monthly leases
11/21/2018	Hallmark Inc	156914	4,729.00	2017 Minor Drainage Repairs Project. 11/20/17 Changed acct# ori
11/21/2018	Hallmark Inc	156914	2,196.50	Addendum #1 for Drainage Ditch at E. 112th and Winburn Park

November 2018
Cash Disbursements

<u>Date</u>	<u>Vendor</u>	<u>Check Number</u>	<u>Amount</u>	<u>Description</u>
Sanitation Fund				
11/2/2018	KRM Corporation	156737	\$ 5,100.00	1) VHG4-30024G - Landa Stationary Electric Powered Natural Gas
11/2/2018	KRM Corporation	156737	388.00	1) 8.924-815-0 Remote Control w/Time-Delay Shutdown Protecton
11/9/2018	Absolute Graphics	156746	67.95	Coat
11/9/2018	BFI Waste Systems of North America	156760	66.16	Oct 1-15 landfill fees for WWTP
11/9/2018	BFI Waste Systems of North America	156760	9,729.48	Oct 16-31 landfill fee for residential trash disposal
11/9/2018	Western Trading Co	156859	110.99	Work boots for Arellano
11/9/2018	Western Trading Co	156859	99.00	Work boots for Kovach
11/9/2018	Western Trading Co	156859	134.99	Work boots for Mason
11/21/2018	BFI Waste Systems of North America	156885	58.61	Oct 16-31 landfill fees for WWTP
11/21/2018	Delta Dental Plan of Colo	156901	649.71	Ee Dental Insurance
11/21/2018	Kaiser Permanente	156920	12,123.47	Ee Health Insurance
11/21/2018	Networkfleet Inc	156931	132.65	Oct GPS fee for trash trucks
11/21/2018	Whitesides Boots & Clothing	156954	129.99	Work boots for Mark Stevens
11/21/2018	Xcel Energy	156955	341.77	Electric/Gas Usage
11/21/2018	Xerox Corporation	156956	5.23	Monthly leases
11/30/2018	Occupational Health Centers of the Southwest PA PC	156972	95.50	DOT Recert
11/30/2018	The Lincoln National Life Ins Co	156976	281.99	Life and LTD Insurance
11/30/2018	The Lincoln National Life Ins Co	156976	293.54	Voluntary Life Insurance
Grand Total			\$ 1,803,357.00	

CITY OF NORTHGLENN
MAYOR / CITY COUNCIL
2018 OPERATING EXPENDITURES

DATE	TYPE	VENDOR	TOTAL	Council Wide	COUNCILPERSON								Comment	
					Mayor									
					Dodge	Sauers	Leighty	Downing	Brown B	Whitman	Mullica	Esquibel	Willford	
General Fund 10														
61100 Professional Services														
02/08/18	Check	Hoffmann, Parker, Wilson, & Carberry	22,602.10	22,602.10										City Attorney Fee for January 2018
02/08/18	Check	Hoffmann, Parker, Wilson, & Carberry	3,000.00	3,000.00										Prosecuting Attorney for January 2018
02/28/18	Check	Murray Dahl Kuchenmeister & Renaud	3,300.00	3,300.00										Lobbying Services
03/06/18	Check	i3 Integration	7,000.00	7,000.00										Facilitators for 2018 City Council retreat
03/07/18	Check	Hoffmann, Parker, Wilson, & Carberry	14,314.96	14,314.96										City Attorney Fee for February 2018
03/07/18	Check	Hoffmann, Parker, Wilson, & Carberry	3,000.00	3,000.00										Prosecuting Attorney for February 2018
03/13/18	Check	Murray Dahl Kuchenmeister & Renaud	3,300.00	3,300.00										Lobbying Services
04/09/18	Check	Hoffmann, Parker, Wilson, & Carberry	13,651.51	13,651.51										City Attorney Fee for March 2018
04/09/18	Check	Hoffmann, Parker, Wilson, & Carberry	3,000.00	3,000.00										Prosecuting Attorney for March 2018
04/10/18	Check	Murray Dahl Kuchenmeister & Renaud	3,300.00	3,300.00										Lobbying Services
05/07/18	Check	Hoffmann, Parker, Wilson, & Carberry	12,209.14	12,209.14										City Attorney Fee for April 2018
05/07/18	Check	Hoffmann, Parker, Wilson, & Carberry	3,000.00	3,000.00										Prosecuting Attorney for April 2018
05/08/18	Check	Murray Dahl Kuchenmeister & Renaud	3,300.00	3,300.00										Lobbying Services
06/08/18	Check	Hoffmann, Parker, Wilson, & Carberry	10,434.00	10,434.00										City Attorney Fee for May 2018
06/08/18	Check	Hoffmann, Parker, Wilson, & Carberry	3,000.00	3,000.00										Prosecuting Attorney for May 2018
06/08/18	Check	Murray Dahl Kuchenmeister & Renaud	3,300.00	3,300.00										Lobbying Services
07/10/18	Check	Murray Dahl Kuchenmeister & Renaud	3,300.00	3,300.00										Lobbying Services
07/13/18	Check	Hoffmann, Parker, Wilson, & Carberry	16,168.80	16,168.80										City Attorney Fee for June 2018
07/13/18	Check	Hoffmann, Parker, Wilson, & Carberry	3,000.00	3,000.00										Prosecuting Attorney for June 2018
08/07/18	Check	Murray Dahl Kuchenmeister & Renaud	3,300.00	3,300.00										Lobbying Services
08/13/18	Check	Hoffmann, Parker, Wilson, & Carberry	13,963.89	13,963.89										City Attorney Fee for July 2018
08/13/18	Check	Hoffmann, Parker, Wilson, & Carberry	3,000.00	3,000.00										Prosecuting Attorney for July 2018
09/12/18	Check	Murray Dahl Kuchenmeister & Renaud	3,300.00	3,300.00										Lobbying Services
09/12/18	Check	Hoffmann, Parker, Wilson, & Carberry	9,937.45	9,937.45										City Attorney Fee for August 2018
09/12/18	Check	Hoffmann, Parker, Wilson, & Carberry	3,000.00	3,000.00										Prosecuting Attorney for August 2018
10/04/18	Check	Hoffmann, Parker, Wilson, & Carberry	6,586.39	6,586.39										City Attorney Fee for September 2018
10/04/18	Check	Hoffmann, Parker, Wilson, & Carberry	3,000.00	3,000.00										Prosecuting Attorney for September 2018
10/08/18	Check	Murray Dahl Kuchenmeister & Renaud	3,300.00	3,300.00										Lobbying Services
11/07/18	Check	Hoffmann, Parker, Wilson, & Carberry	12,265.67	12,265.67										City Attorney Fee for October 2018
11/07/18	Check	Hoffmann, Parker, Wilson, & Carberry	3,000.00	3,000.00										Prosecuting Attorney for October 2018
11/07/18	Check	Jo M Mattoon	3,000.00	3,000.00										City Council Employee Performance Evaluation facilitator
11/14/18	Check	Murray Dahl Kuchenmeister & Renaud	3,300.00	3,300.00										Lobbying Services
		Total Professional Services												
		Actual	205,133.91	205,133.91	-	-	-	-	-	-	-	-	-	-
		Budget	280,000.00	280,000.00	-	-	-	-	-	-	-	-	-	-
		Variance	74,866.09	74,866.09	-	-	-	-	-	-	-	-	-	-
61500 Communication Services														
01/04/18	Check	Scudder Press	344.51	344.51										Legislative Policy Guides
01/31/18	Pcard	Usps	49.00	49.00										Postage stamps
02/01/18	Check	Scudder Press	624.97									312.48	312.49	Ward 4 Community meeting postcards
03/31/18	Pcard	Scudder Press	542.87			271.44	271.43							Ward 1 Community meeting postcards
04/30/18	Pcard	Scudder Press	668.33					334.17	334.16					Ward 2 Community meeting postcards
06/30/18	Pcard	Scudder Press	1,091.18									545.59	545.59	Ward 4 Community meeting postcards
09/12/18	Check	Scudder Press	1,106.00							553.00	553.00			Ward 3 Community meeting postcards
10/26/18	Check	Scudder Press	608.44							304.22	304.22			Ward 3 Community meeting postcards
10/31/18	Pcard	Scudder Press	697.47			348.74	348.73							Ward 1 Community meeting postcards
10/31/18	Pcard	Div of Central Services	32.64					32.64						Letters to businesses Noel Northglenn Reading Rudolph
		Total Communication Services												
		Actual	5,765.41	393.51	-	620.18	620.16	366.81	334.16	857.22	857.22	858.07	858.08	
		Budget	20,100.00	20,100.00	-	-	-	-	-	-	-	-	-	
		Variance	14,334.59	19,706.49	-	(620.18)	(620.16)	(366.81)	(334.16)	(857.22)	(857.22)	(858.07)	(858.08)	
61600 Training/Registration														
01/31/18	Pcard	Frontier Airlines	941.20								470.60		470.60	NLC Spring Conference - airfare
01/31/18	Pcard	Colorado Municipal League	110.00					110.00						CML 2018 Legislative Workshop registration
01/31/18	Pcard	National League of Cities	970.00											NLC Spring Conference - registration
01/31/18	Pcard	Hotels.com	1,342.28											NLC Spring Conference - lodging
01/31/18	Pcard	National League of Cities	1,160.00								671.14		671.14	NLC Spring Conference - registration
01/31/18	Pcard	Colorado Municipal League	110.00											CML 2018 Legislative Workshop registration
01/31/18	Pcard	Metro North Chamber of Commerce	35.00											MNCC Economic Forecast breakfast

CITY OF NORTHGLENN
MAYOR / CITY COUNCIL
2018 OPERATING EXPENDITURES

DATE	TYPE	VENDOR	TOTAL	COUNCILPERSON										Comment		
				Council Wide	Mayor Dodge	Sauers	Leighty	Downing	Brown B	Whitman	Mullica	Esquibel	Willford			
01/31/18	Pcard	Colorado Municipal League	110.00													CML 2018 Legislative Workshop registration
02/15/18	Check	Julie Duran Mullica	250.00									250.00				NLC Spring Conference
02/15/18	Check	Jenny Willford	250.00													NLC Spring Conference
02/28/18	Pcard	Colorado Municipal League	85.00													Effective Governance for Municipal Officials registration
02/28/18	Pcard	Metro North Chamber of Commerce	35.00					35.00								MNCC Economic Forecast breakfast meeting
02/28/18	Pcard	Marriott Vail Mountain	199.84						199.84							CML Conference - lodging deposit
02/28/18	Pcard	Marriott Vail Mountain	199.84								199.84					CML Conference - lodging deposit
02/28/18	Pcard	Marriott Vail Mountain	199.84										199.84			CML Conference - lodging deposit
02/28/18	Pcard	Marriott Vail Mountain	199.84							199.84						CML Conference - lodging deposit
02/28/18	Pcard	Marriott Vail Mountain	199.84											199.84		CML Conference - lodging deposit
02/28/18	Pcard	Marriott Vail Mountain	199.84													CML Conference - lodging deposit
02/28/18	Pcard	Marriott Vail Mountain	199.84													CML Conference - lodging deposit
02/28/18	Pcard	Colorado Municipal League	299.00									299.00				CML Conference Registration
02/28/18	Pcard	Colorado Municipal League	466.00													CML Conference Registration
02/28/18	Pcard	Colorado Municipal League	466.00						466.00							CML Conference Registration
02/28/18	Pcard	Colorado Municipal League	269.00													CML Conference Registration
02/28/18	Pcard	Colorado Municipal League	427.00												427.00	CML Conference Registration
03/31/18	Pcard	People for the American	300.00													Young Elected Officials Conference
03/31/18	Pcard	Colorado Municipal League	285.00												285.00	CML Conference Registration
03/31/18	Pcard	Sq* Taxi	40.00		40.00											NLC Conference - Washington DC
03/31/18	Pcard	Sq* Taxi	39.15		39.15											NLC Conference - Washington DC
03/31/18	Pcard	Sq* Taxi	26.00		26.00											NLC Conference - Washington DC
03/31/18	Pcard	Marriott Wardman Parking	1,057.87		1,057.87											NLC Conference - Washington DC
04/10/18	Check	Reimburse Dodge expenses	(1,163.02)		(1,163.02)											NLC Reimbursement for Mayor Dodge from CML
04/30/18	Pcard	Colorado Municipal League	789.00					372.00	417.00							CML Conference Registration
04/30/18	Pcard	PayPal	150.00					150.00								2018 LaRaza Gala/Dinner registration
05/21/18	Check	Julie Duran Mullica	(250.00)									(250.00)				NLC per diem never used
05/31/18	Pcard	US Conference of Mayors	875.00		875.00											US Conference of Mayors conference
05/31/18	Pcard	National League of Cities	1,005.00					545.00	460.00							NLC Conference - Los Angeles
05/31/18	Pcard	National League of Cities	800.00													NLC Conference - Los Angeles
05/31/18	Pcard	Dpac Garage	10.00		10.00											Prayer Day breakfast parking
06/07/18	Check	Joyce Downing	200.00													CML Conference
06/22/18	Check	Reimburse Whitman expenses	(50.00)													Cancellation conference registration fee
06/30/18	Pcard	AIPAC	199.00					199.00								Young Elected Officials Conference
06/30/18	Pcard	CASA Adams	60.00					30.00	30.00							CASA Indulge event
06/30/18	Pcard	Marriott Vail Mountain	(17.84)					(17.84)								CML Conference lodging tax reimbursement
06/30/18	Pcard	Marriott Vail Mountain	(17.84)													CML Conference lodging tax reimbursement
06/30/18	Pcard	Marriott Vail Mountain	164.16												164.16	CML Conference lodging
06/30/18	Pcard	Marriott Vail Mountain	346.16													CML Conference lodging
06/30/18	Pcard	Marriott Vail Mountain	433.16													CML Conference lodging
06/30/18	Pcard	Marriott Vail Mountain	352.59													CML Conference lodging
06/30/18	Pcard	Marriott Vail Mountain	392.18													CML Conference lodging
06/30/18	Pcard	Marriott Vail Mountain	347.24													CML Conference lodging
07/31/18	Pcard	Colorado Municipal League	(219.00)													Refund CML Conference registration
07/31/18	Pcard	Swa*earlybrd	15.00													NLC Conference Los Angeles - airfare
07/31/18	Pcard	Swa*earlybrd	15.00													NLC Conference Los Angeles - airfare
07/31/18	Pcard	Southwest	15.00													NLC Conference Los Angeles - airfare
07/31/18	Pcard	Swa*earlybrd	245.96													NLC Conference Los Angeles - airfare
07/31/18	Pcard	Swa*earlybrd	15.00													NLC Conference Los Angeles - airfare
07/31/18	Pcard	Southwest	245.96													NLC Conference Los Angeles - airfare
07/31/18	Pcard	Swa*earlybrd	15.00												15.00	Young Elected Officials Conference - Seattle
07/31/18	Pcard	Swa*earlybrd	15.00												15.00	Young Elected Officials Conference - Seattle
07/31/18	Pcard	Southwest	561.96												561.96	Young Elected Officials Conference - Seattle
08/31/18	Pcard	Colorado Municipal League	85.00		85.00											CML 2018 Mayors Summit
10/31/18	Pcard	Leadership Program of the Rockies	2,150.00					2,150.00								Leadership Program of the Rockies
10/31/18	Pcard	Swa*earlybrd	20.00													NLC Conference Los Angeles - airfare
10/31/18	Pcard	Swa*earlybrd	20.00													NLC Conference Los Angeles - airfare
10/31/18	Pcard	Southwest	228.97													NLC Conference Los Angeles - airfare
10/31/18	Pcard	Frontier Airlines	283.40													NLC Conference Los Angeles - airfare
10/31/18	Pcard	Hertz	302.82												283.40	NLC Conference City Summit - rental car
10/31/18	Pcard	National League of Cities	40.00													NLC Conference registration for City Summit
11/01/18	Check	Antonio Esquibel	320.00												320.00	NLC Conference per diem
11/01/18	Check	Jenny Willford	320.00												320.00	NLC Conference per diem

CITY OF NORTHGLENN
MAYOR / CITY COUNCIL
2018 OPERATING EXPENDITURES

DATE	TYPE	VENDOR	TOTAL	Council Wide	COUNCILPERSON										Comment	
					Mayor	Dodge	Sauers	Leighty	Downing	Brown B	Whitman	Mullica	Esquibel	Willford		
11/01/18	Check	Meredith Leighty	320.00					320.00								NLC Conference per diem
11/16/18	Check	Reimbursement Esquibel	(286.28)									(286.28)				NLC Conference airfare reimbursement
11/20/18	Check	Antonio Esquibel	100.00									100.00				NLC Conference travel reimbursement
11/20/18	Check	Meredith Leighty	269.80				269.80									NLC Conference rental car
11/29/18	Pcard	Southwest	(15.00)					(15.00)								NLC Conference cancellation airfare refund
11/29/18	Pcard	Southwest	(15.00)					(15.00)								NLC Conference cancellation airfare refund
11/29/18	Pcard	Southwest	(15.00)					(15.00)								NLC Conference cancellation airfare refund
11/29/18	Pcard	Southwest	266.28									266.28				NLC Conference airfare
11/29/18	Pcard	Southwest	266.28									266.28				NLC Conference airfare
11/29/18	Pcard	Southwest	(245.96)					(245.96)								NLC Conference cancellation airfare refund
11/29/18	Pcard	Southwest	(245.96)					(245.96)								NLC Conference cancellation airfare refund
11/29/18	Pcard	Southwest	20.00									20.00				NLC Conference airfare
11/29/18	Pcard	Southwest	(15.00)					(15.00)								NLC Conference cancellation airfare refund
11/29/18	Pcard	Southwest	20.00									20.00				NLC Conference airfare
11/29/18	Pcard	Metro North Chamber of Commerce	20.00									20.00				Legislative Breakfast registration
11/29/18	Pcard	Hertz	(302.82)				(302.82)									NLC Conference rental car refund
11/29/18	Pcard	Indigo La Downtown	1,095.13									1,095.13				NLC Conference lodging
11/29/18	Pcard	Residence Inns	1,382.68										1,382.68			NLC Conference lodging
11/29/18	Pcard	Residence Inns	1,651.64				1,651.64									NLC Conference lodging
11/29/18	Pcard	Metro North Chamber of Commerce	20.00					20.00								Legislative Breakfast registration
11/29/18	Pcard	Metro North Chamber of Commerce	20.00											20.00		Legislative Breakfast registration
11/29/18	Pcard	Metro North Chamber of Commerce	20.00											20.00		Legislative Breakfast registration
11/30/18	Transfer	Duran-Mullica to Willford										1,108.78		(1,108.78)		Transfer funds from Duran-Mullica to Willford per email 12/31/18
Total Training/Registration																
		Actual	24,322.87	-	1,115.00	3,928.00	4,090.41	2,177.00	1,018.43	182.00	4,471.60	2,840.43	4,500.00			
		Budget	40,500.00	-	4,500.00	4,500.00	4,500.00	4,500.00	4,500.00	4,500.00	4,500.00	4,500.00	4,500.00			
		Variance	16,177.13	-	3,385.00	572.00	409.59	2,323.00	3,481.57	4,318.00	28.40	1,659.57	-			
62100 Office Supplies																
01/31/18	Pcard	OfficeMax	39.34	39.34												Supplies for 2018 City Council Retreat
06/30/18	Pcard	OfficeDepot	4.30	4.30												Folders to put travel information in
06/30/18	Pcard	OfficeDepot	10.04	10.04												Folders to put travel information in
Total Office Supplies																
		Actual	53.68	53.68	-	-	-	-	-	-	-	-	-	-	-	-
		Budget	200.00	200.00	-	-	-	-	-	-	-	-	-	-	-	-
		Variance	146.32	146.32	-	-	-	-	-	-	-	-	-	-	-	-
62300 Operating Supplies																
01/04/18	Check	Absolute Graphics	157.83								157.83					New logo apparel
01/31/18	Pcard	Ds Services	35.90	35.90												Water for general meeting use
01/31/18	Pcard	Facility Operations	120.00										60.00	60.00		Ward 4 Community meeting
01/31/18	Pcard	Hearttoheartssympathygive	59.99	59.99												Chime to the Downing family
01/31/18	Pcard	Wal-Mart	16.67	16.67												City Council snacks meeting on 1/22/18
01/31/18	Pcard	Bravos Italian Restaurant	471.65	471.65												2018 City Council Retreat - lunch
01/31/18	Pcard	Office Depot	39.34	39.34												2018 City Council Retreat supplies
01/31/18	Pcard	Office Depot	63.16	63.16												2018 City Council Retreat supplies
02/08/18	Check	CPAAAN	250.00	50.00		50.00	50.00	50.00			50.00					Annual award banquet for Police Department
02/15/18	Check	MiDo Printing	79.72			39.86		39.86								New business cards
02/16/18	Check	Absolute Graphics	32.82				32.82									New logo apparel
02/19/18	Check	Absolute Graphics	82.34	82.34												New logo apparel
02/28/18	Pcard	Santiago's Mexican Restaurant	45.00	45.00												2018 City Council Retreat - breakfast
02/28/18	Pcard	Safeway	125.55	125.55												2018 City Council Retreat - supplies
02/28/18	Pcard	Safeway	81.44	81.44												2018 City Council Retreat - coffee
02/28/18	Pcard	Wal-Mart	98.86	98.86												Meeting snacks
02/28/18	Pcard	Ds Services	31.88	31.88												Water general meeting use
02/28/18	Pcard	Wal-Mart	21.92	21.92												Meeting snacks
02/28/18	Pcard	Cinzettis:plaza Catering	300.00	50.00	25.00	50.00		50.00	25.00	25.00	50.00	50.00	25.00			ADCOG Dinner meeting - Northglenn host city
02/28/18	Pcard	Jnn Northglenn	327.46	327.46												2018 City Council Retreat - Friday night team building
03/01/18	Check	Petty Cash-City Manager	10.35	10.35												Fruit/snacks meeting on 1/8/18
03/01/18	Check	Petty Cash-City Manager	54.00				54.00									Parking charges - Historic Conference
03/31/18	Pcard	Artistic Flowers	125.00	125.00												Flowers to the family of Walt Stonehocker
03/31/18	Pcard	Wal-Mart	6.51	6.51												Fruit/snacks meeting on 3/5/18

CITY OF NORTHGLENN
MAYOR / CITY COUNCIL
2018 OPERATING EXPENDITURES

DATE	TYPE	VENDOR	TOTAL	Council Wide	COUNCILPERSON								Comment			
					Mayor											
					Dodge	Sauers	Leighty	Downing	Brown B	Whitman	Mullica	Esquibel		Willford		
03/31/18	Pcard	Wal-Mart	19.16	19.16											Study session snacks	
03/31/18	Pcard	Creative Awards	28.17													Name badges
03/31/18	Pcard	Ds Services	33.97	33.97				28.17								Water general meeting use
03/31/18	Pcard	Walgreens	38.34	38.34												Easter candy for CC, CM, CA, CC meeting on 3/26/18
03/31/18	Pcard	Wal-Mart	55.63	55.63												Easter candy for CC, CM, CA, CC meeting on 3/26/18
03/31/18	Pcard	Artistic Flowers	125.00	125.00												Get Well - Mayor Steve Hogan
03/31/18	Pcard	Atlanta Bread	123.70		123.70											Coffee with the Mayor Saturday edition
04/30/18	Pcard	Adams Broomfield Bar Association	40.00						20.00				20.00			Law Day Breakfast event
04/30/18	Pcard	Eb Adams County Excel	100.00		100.00											Adams Count Excellence Awards luncheon
04/30/18	Pcard	Wal-Mart	27.23	27.23												Snacks/fruit city council meeting on 4/9/18
04/30/18	Pcard	Ds Services	40.00	40.00												Water for general meeting use
04/30/18	Pcard	OfficeMax	10.36	10.36												Batteries for microphone/speaker
04/30/18	Pcard	Wal-Mart	33.29	33.29												City Council meeting snacks
04/30/18	Pcard	Safeway	20.43					10.21	10.22							Ward 2 Community meeting snacks
04/30/18	Pcard	Colorado Municipal League	97.00	97.00												Steve Austin Hero Award General Lunch at CML
04/30/18	Pcard	The Glenn Bar & Grill	89.56		44.78	44.78										Ward 1 Community meeting snacks
05/31/18	Pcard	Artistic Flowers	125.00	125.00												Flowers to the family of Leslie Carrico
05/31/18	Pcard	Costco	298.47	298.47												Candy for Memorial Day Parade
05/31/18	Pcard	Ds Services	67.89	67.89												Water for general meeting use
05/31/18	Pcard	Wal-Mart	22.75	22.75												Meeting snacks
05/31/18	Pcard	PayPal	100.00	100.00												Donation in lieu of flowers - Mayor Stephen Hogan
05/31/18	Pcard	Target	50.72	50.72												Meeting snacks
06/07/18	Check	Petty Cash-finance	25.00										12.50	12.50		Room charge for Ward 4 community meeting
06/07/18	Check	Petty Cash-finance	30.88	30.88												City Council meeting snacks
06/30/18	Pcard	Wal-Mart	14.77	14.77												Meeting snacks for meeting on 6/11/18
06/30/18	Pcard	Ds Services	28.50	28.50												Water for general meeting use
06/30/18	Pcard	Wal-Mart	7.37	7.37												Meeting snacks for meeting on 6/18/18
06/30/18	Pcard	Wal-Mart	16.42	16.42												Meeting snacks for meeting on 6/25/18
06/30/18	Pcard	Safeway	17.48										8.74	8.74		Dry Ice to keep ice cream cold Ward 4 meeting
06/30/18	Pcard	Atlanta Bread	55.48		55.48											Pastries for Mingle with the Mayor
06/30/18	Pcard	Longhorn	32.06		32.06											Lunch meeting
06/30/18	Pcard	Costco	47.97										23.99	23.98		Ice cream for Ward 4 Community meeting
07/31/18	Pcard	Ds Services	36.60	36.60												Water general meeting use
07/31/18	Pcard	Wal-Mart	22.66	22.66												Fruit for council meeting on 7/9/18
07/31/18	Pcard	Walgreens	20.00	20.00												Meeting snacks
07/31/18	Pcard	Artistic Flowers	125.00	125.00												Flowers to the family of Sue May
07/31/18	Pcard	Wal-Mart	11.67	11.67												Fruit for city council meeting on 7/23/18
08/31/18	Check	Absolute Graphics	84.82		84.82											New logo apparel
08/31/18	Check	Absolute Graphics	31.70													New logo apparel
08/31/18	Pcard	Ds Services	34.55	34.55												Water for general meeting use
08/31/18	Pcard	Walgreens	25.04	25.04												Meeting snacks
08/31/18	Pcard	Wal-Mart	12.91	12.91												Fruit for meeting on 8/6/18
08/31/18	Pcard	Facility Operations	25.00										12.50	12.50		Ward 4 Community meeting room use fee
08/31/18	Pcard	Facility Operations	120.00										60.00	60.00		Ward 4 Community meeting room use fee
08/31/18	Pcard	Wal-Mart	93.10		93.10											Food and supplies for Mingle with the Mayor on 8/14/18
08/31/18	Pcard	Tiff'debbees Garden Flora	125.00	125.00												Flowers to the family of Mayor Carol Dodge
08/31/18	Pcard	Target	43.06	43.06												Meeting snacks
08/31/18	Pcard	Mountain Man	33.55	33.55												Thank you to Rob Webber for Acting City Manager duties
08/31/18	Pcard	Wal-Mart	60.69	60.69												Meeting snacks
08/31/18	Pcard	Ds Services	69.09	69.09												Water general meeting use
08/31/18	Pcard	Snooze an AM Eatery	32.40		32.40											Breakfast meeting
09/12/18	Check	Morgan Awards	2,014.34	2,014.34												City logo swag
09/24/18	Check	Absolute Graphics	15.85						15.85							Logo apparel
09/24/18	Check	Absolute Graphics	83.60													Logo apparel
09/30/18	Pcard	Safeway	8.43	8.43												Fruit council meeting on 9/10/18
09/30/18	Pcard	Safeway	5.97	5.97												Fruit council meeting on 9/17/18
09/30/18	Pcard	Facility Operations	54.00										27.00	27.00		Ward 4 community meeting room use fee
09/30/18	Pcard	Black Eyed Pea	550.29	550.29												ADCOG Executive Committee breakfast meeting
09/30/18	Pcard	Wal-Mart	28.89	28.89												Fruit and snacks council meeting on 9/24/18
09/30/18	Pcard	Ds Services	34.53	34.53												Water general meeting use
10/31/18	Pcard	Scudder Press	36.00	36.00												Updated goals and objectives poster for council mail room
10/31/18	Pcard	Wal-Mart	5.95	5.95												Fruit for meeting on 10/8/18
10/31/18	Pcard	Wal-Mart	12.70	12.70												Fruit and snacks council meeting on 10/15/18
10/31/18	Pcard	Wal-Mart	4.87	4.87												Fruit for meeting on 10/22/18

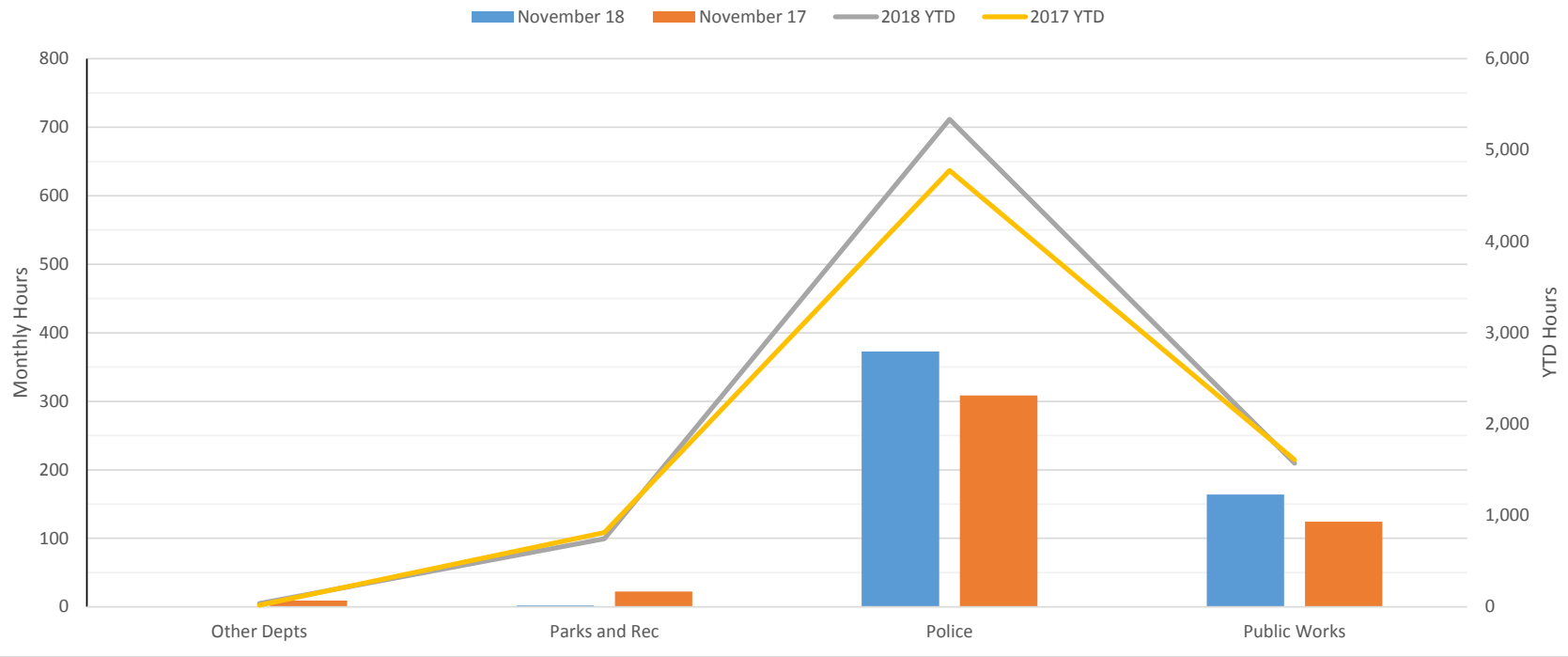
CITY OF NORTHGLENN
MAYOR / CITY COUNCIL
2018 OPERATING EXPENDITURES

DATE	TYPE	VENDOR	TOTAL	Council Wide	COUNCILPERSON								Comment		
					Mayor										
					Dodge	Sauers	Leighty	Downing	Brown B	Whitman	Mullica	Esquibel	Willford		
10/31/18	Pcard	Ds Services	40.00	40.00											Water general meeting use
11/29/18	Pcard	Scudder Press	55.00										55.00		Business cards - Council member Willford
11/29/18	Pcard	Creative Awards	27.40										27.40		Name badges for Council member Willford
11/29/18	Pcard	Wm Supercenter	51.82	51.82											Fruit and snacks meeting on 11/5/18
11/29/18	Pcard	Safeway	133.84			66.92	66.92								Ward 1 community meeting lunch
11/29/18	Pcard	Wal-Mart	10.26	10.26											Meeting snacks meeting of 11/19/18
11/29/18	Pcard	Ds Services	37.20	37.20											Water general meeting use
11/29/18	Pcard	King Soopers	23.81												Meeting snacks meeting of 11/26/81
11/29/18	Pcard	Artistic Flowers	110.00	110.00											Flowers to the family of Shelly Nauman
Total Operating Supplies															
Actual			8,811.58	6,580.65	627.39	201.56	227.91	174.07	76.07	40.85	232.83	338.13	312.12		
Budget			12,000.00	-	1,333.33	1,333.33	1,333.33	1,333.33	1,333.33	1,333.33	1,333.33	1,333.33	1,333.36		
Variance			3,188.42	(6,580.65)	705.94	1,131.77	1,105.42	1,159.26	1,257.26	1,292.48	1,100.50	995.20	1,021.24		
68100 Dues/Fees															
01/04/18	Check	Adams County Education Consortium	850.00	850.00											Annual membership dues
01/04/18	Check	Colorado Municipal League	20,659.00	20,659.00											Annual membership dues
01/11/18	Check	Civic Results	3,112.40	3,112.40											Annual membership dues
01/18/18	Check	Denver Regional Council of Governments	3,600.00	3,600.00											Annual membership dues
02/14/18	Check	City of Westminster	1,200.00	1,200.00											NATA Dues
02/15/18	Check	Regional Air Quality Council	2,000.00	2,000.00											Annual membership dues
02/22/18	Check	Adams County Economic Development	11,357.00	11,357.00											Annual membership dues
03/02/18	Check	Dues Rebate Co Municipal League	(826.36)	(826.36)											Annual rebate from CML
04/03/18	Check	Adams County Finance Dept.	8,150.00	8,150.00											Annual A-lift membership dues
04/03/18	Check	Adams County Finance Dept.	4,584.38	4,584.38											Annual A-lift membership dues
05/31/18	Pcard	US Conference of Mayors	3,489.00	3,489.00											Annual membership dues
06/12/18	Check	Metro North Chamber of Commerce	10,000.00	10,000.00											Annual membership dues
06/14/18	Check	Denver Regional Council of Governments	3,600.00	3,600.00											Annual membership dues
10/31/18	Check	National League of Cities	3,258.00	3,258.00											Annual membership dues
Total Dues/Fees															
Actual			75,033.42	75,033.42	-	-	-	-	-	-	-	-	-		
Budget			72,000.00	72,000.00	-	-	-	-	-	-	-	-	-		
Variance			(3,033.42)	(3,033.42)	-	-	-	-	-	-	-	-	-		
68200 Grants/Donations															
01/31/18	Pcard	Ralston House Annual Dinner	1,250.00	1,250.00											Annual Ralston House Dinner
02/28/18	Pcard	Council OAF Sponsorship	380.00	380.00											ACCESS House Gala
03/01/18	Check	Northglenn Historic Preservation	5,000.00	5,000.00											Annual Contribution to Historic Preservation
03/31/18	Pcard	Adams County Education Consortium	250.00	250.00											Backpacks to Briefcase
03/31/18	Pcard	Ralston House	250.00	250.00											2018 Pinwheel Garden
04/03/18	Check	The Senior Hub	30.00	30.00											Volunteer Appreciation Senior Hub Flowers
04/30/18	Check	Northglenn Arts and Humanities	77,810.00	77,810.00											Annual Per Capita Funding
04/30/18	Pcard	School District 12 Education	1,250.00	1,250.00											Annual Gala
04/30/18	Pcard	Foodforhope	524.80	524.80											Annual Gala
04/30/18	Pcard	Almost Home Inc.	500.00	500.00											Annual Gala
06/14/18	Check	Smart Commute Metro North	500.00	500.00											OAF Funding
08/27/18	Check	Immaculate Heart of Mary	5,000.00	5,000.00											OAF Funding
08/27/18	Check	The Senior Hub	5,000.00	5,000.00											OAF Funding
08/27/18	Check	Foodforhope	2,500.00	2,500.00											OAF Funding
08/27/18	Check	Almost Home Inc.	1,250.00	1,250.00											OAF Funding
08/27/18	Check	Growing Home Inc.	1,250.00	1,250.00											OAF Funding
10/31/18	Pcard	Adams County Education Consortium	530.00	530.00											OAF Funding
Total Grant/Donations															
Actual			103,274.80	103,274.80	-	-	-	-	-	-	-	-	-		
Budget			113,905.00	113,905.00	-	-	-	-	-	-	-	-	-		
Variance			10,630.20	10,630.20	-	-	-	-	-	-	-	-	-		
68900 Contingency															
Total Contingency															
Actual			-	-	-	-	-	-	-	-	-	-	-		
Budget			100,000.00	100,000.00	-	-	-	-	-	-	-	-	-		
Variance			100,000.00	100,000.00	-	-	-	-	-	-	-	-	-		
General Fund 10 Totals															

CITY OF NORTHGLENN
MAYOR / CITY COUNCIL
2018 OPERATING EXPENDITURES

DATE	TYPE	VENDOR	TOTAL	Council Wide	COUNCILPERSON								Comment		
					Mayor	Dodge	Sauers	Leighty	Downing	Brown B	Whitman	Mullica		Esquibel	Willford
			Actual	422,395.67	390,469.97	1,742.39	4,749.74	4,938.48	2,717.88	1,428.66	1,080.07	5,561.65	4,036.63	5,670.20	
			<i>Budget</i>	<i>638,705.00</i>	<i>586,205.00</i>	<i>5,833.33</i>	<i>5,833.33</i>	<i>5,833.33</i>	<i>5,833.33</i>	<i>5,833.33</i>	<i>5,833.33</i>	<i>5,833.33</i>	<i>5,833.33</i>	<i>5,833.36</i>	
			<i>Variance</i>	<i>216,309.33</i>	<i>195,735.03</i>	<i>4,090.94</i>	<i>1,083.59</i>	<i>894.85</i>	<i>3,115.45</i>	<i>4,404.67</i>	<i>4,753.26</i>	<i>271.68</i>	<i>1,796.70</i>	<i>163.16</i>	
Water & Wastewater Fund 50															
61100 Professional Services															
03/07/18	Check	Hoffmann, Parker, Wilson, & Carberry	610.50	610.50											City Attorney Fee for February 2018
04/09/18	Check	Hoffmann, Parker, Wilson, & Carberry	786.25	786.25											City Attorney Fee for March 2018
09/12/18	Check	Hoffmann, Parker, Wilson, & Carberry	3,234.45	3,234.45											City Attorney Fee for August 2018
10/04/18	Check	Hoffmann, Parker, Wilson, & Carberry	1,447.63	1,447.63											City Attorney Fee for September 2018
11/07/18	Check	Hoffmann, Parker, Wilson, & Carberry	346.88	346.88											City Attorney Fee for October 2018
Total Professional Services															
			Actual	6,425.71	6,425.71	-	-	-	-	-	-	-	-	-	
			<i>Budget</i>	<i>60,000.00</i>	<i>60,000.00</i>	-	-	-	-	-	-	-	-	-	
			<i>Variance</i>	<i>53,574.29</i>	<i>53,574.29</i>	-	-	-	-	-	-	-	-	-	
Water & Wastewater Fund 50 Totals															
			Actual	6,425.71	6,425.71	-	-	-	-	-	-	-	-	-	
			<i>Budget</i>	<i>60,000.00</i>	<i>60,000.00</i>	-	-	-	-	-	-	-	-	-	
			<i>Variance</i>	<i>53,574.29</i>	<i>53,574.29</i>	-	-	-	-	-	-	-	-	-	

OVERTIME - November 2018



CITY OF NORTHGLENN
Capital Improvement Program

Project Description	2018 Adopted Budget	YTD November 2018 Actuals		2019 Estimate	2020 Estimate	2021 Estimate	2022 Estimate	5-Year Total	Funding Source
		YTD Expenditures	Amount Remaining						
CONSERVATION TRUST FUND									
Greenway Trail Replacement	\$ 350,000	\$ 123,863	\$ 226,137	\$ 50,000	\$ 200,000	\$ 50,000	\$ 50,000	\$ 700,000	CTF
Sensory Playground Repair	-	-	-		250,000			250,000	CTF
Kiwanis Splash Pad	290,907	15,608	275,299					290,907	CTF
Kiwanis Splash Pad - Grant	294,907	21,705	273,202					294,907	CTF
Pedestrian Bridge Repair	57,385	58,248						57,385	CTF
NW Open Space Facility Improvement	1,000,000	-	1,000,000					1,000,000	CTF
Jaycee Ballfield Lights		-	-		220,000			220,000	CTF
Bocce Ball Court	-	-	-			20,000		20,000	CTF
Total	\$ 1,993,199	\$ 219,424	\$ 1,774,638	\$ 50,000	\$ 670,000	\$ 70,000	\$ 50,000	\$ 2,833,199	

CITY OF NORTHGLENN
Capital Improvement Program

Project Description	2018 Adopted Budget	YTD November 2018 Actuals		2019 Estimate	2020 Estimate	2021 Estimate	2022 Estimate	5-Year Total	Funding Source
		YTD Expenditures	Amount Remaining						
CDBG FUND									
Pedestrian Mobility	\$ -	\$ 194,850	\$ (194,850)	\$ 200,000	\$ 200,000	\$ 200,000	\$ 200,000	\$ 800,000	CDBG
Total	\$ -	\$ 194,850	\$ (194,850)	\$ 200,000	\$ 200,000	\$ 200,000	\$ 200,000	\$ 800,000	

CITY OF NORTHGLENN
Capital Improvement Program

Project Description	2018 Adopted Budget	YTD November 2018 Actuals		2019 Estimate	2020 Estimate	2021 Estimate	2022 Estimate	5-Year Total	Funding Source
		YTD Expenditures	Amount Remaining						
CAPITAL PROJECTS FUND									
Emergency Park Repairs	\$ 25,000	\$ -	\$ 25,000	\$ 25,000	\$ 25,000	\$ 25,000	\$ 25,000	\$ 125,000	ADCOO
Irrigation Central Control	25,000	3,038	21,962					25,000	ADCOO
NWOS Facilities Improvement	33,651	23,420	10,231					33,651	ADCOO
NWOS Facilities Improvement	34,204	16,920	17,284					34,204	GRANT
NWOS Phase I	2,040,000	66,433						2,040,000	ADCOO
Parks Barn Replacement	721,430	517,763	203,667					721,430	1/2% Sales Tax
Fox Run Open Space	-	2,827	(2,827)					-	GENERAL
Theatre & Rec Center Marquee	151,407	136,958	14,449					151,407	ADCOO
Tennis Court Repair & Construction	-	-	-	170,000				170,000	ADCOO
ADCO Wyco Tennis Court Repair	-	-	-					-	ADCOO
Kiwanis Bath House Renovation	492,268	26,663	465,605					492,268	ADCOO
Kiwanis Bath House Renovation	492,268	13,532						492,268	GRANT
Rotary Park Dugouts	30,000	17,357	12,643					30,000	ADCOO
Village Greens Park I&II	35,000	34,144	856					35,000	ADCOO
E.B. Rains Renovation	-	-	-			750,000		750,000	ADCOO
Residential Street Program	972,160	817,009	155,151	750,000	750,000	750,000	750,000	3,972,160	ADCOT
Traffic Signal Program	201,950	85,557	116,393	100,000	100,000	100,000	100,000	601,950	ADCOT
Concrete Program	100,000	96,857	3,143	100,000	100,000	100,000	100,000	500,000	ADCOT
Huron Street Rehabilitation	-	-	-	600,000	1,200,000			1,800,000	4.000 MILLS
120th Ave Widening Design	-	-	-	500,000				500,000	1/2% Sales Tax
School Zone Safety Assessment	158,725	21,152	137,573	100,000	50,000	100,000	50,000	458,725	GENERAL
Civic Center Master Plan project	4,939,542	115,784	4,823,758	8,000,000				12,939,542	1/2% Sales Tax
Justice Center	13,226,856	10,242,670	2,984,186	1,500,000	1,500,000	1,500,000	1,500,000	19,226,856	1/2% Sales Tax
Marketplace Ped Bridge Assessment	386,817	307,227	79,590					386,817	NURA
Utility Studies	78,040	-	78,040					78,040	GENERAL/NURA
Ralston House Development	-	1,352,858	(1,352,858)					-	GENERAL
99th Ave Reconstruction	-	77,993	(77,993)					-	GENERAL
112th North Metro Rail	804,000	60,379	743,621					804,000	GENERAL
112th North Metro Rail	207,647	63,160	144,487					207,647	GRANT
South Huron Landscape	225,000	4,166	220,834					225,000	4.000 MILLS
City Hall Space Assessment	40,000	39,805	195					40,000	GENERAL
Justice Center West Park	300,000	24,016	275,984					300,000	GENERAL
City Hall Roof Replacement	90,000	-	90,000					90,000	GENERAL
Total	\$ 25,810,965	\$ 14,167,689	\$ 9,190,973	\$ 11,845,000	\$ 3,725,000	\$ 3,325,000	\$ 2,525,000	\$ 47,230,965	

CITY OF NORTHGLENN
Capital Improvement Program

Project Description	2018 Adopted Budget	YTD November 2018 Actuals		2019 Estimate	2020 Estimate	2021 Estimate	2022 Estimate	5-Year Total	Funding Source
		YTD Expenditures	Amount Remaining						
WATER AND WASTEWATER FUND									
Water Line Replacement	\$ 279,444	\$ 9,852	\$ 269,592	\$ 100,000	\$ 100,000	\$ 100,000	\$ 100,000	\$ 679,444	WF
Standley Lake Pipeline	175,000	137,500	37,500	150,000	150,000	150,000	150,000	775,000	WF
Berthoud Pass Ditch Maintenance	350,000	-	350,000					350,000	1/2% Tax
North Low Zone Tank Painting	171,597	-	171,597					171,597	WF
Terminal Reservoir Phase II	781,160	14,423	766,737					781,160	WF
Farmers Highline Flume Gate	62,583	96,097	(33,514)					62,583	WF
Flume at Lupton Bottom	15,000	-	15,000					15,000	WF
WTP Filter Media Replacement	185,000	82,458	102,542	185,000				370,000	WF
Lab Information Management	180,000	6,073	173,927					180,000	WF
WTP Clarifier Rehabilitation	170,000	16,055	153,945	170,000				340,000	WF
WTP Waste Handling Improvements	300,000	-	300,000	2,700,000				3,000,000	WF
Collection System Rehab	323,200	-	323,200	250,000	250,000	250,000	250,000	1,323,200	WWF
Bunker Hill Lift Station	100,000	8,832	91,168					100,000	WWF
Lift Station B Assessment	250,000	-	250,000	250,000				500,000	WWF
WWTP Headworks & Clarifier	681,362	478,390	202,972					681,362	WWF
WWTP UV Upgrades	835,000	15,310	819,690					835,000	WWF
Lift Station A & Forcemain Replacement	-	-	-	3,500,000	25,000,000			28,500,000	WWF
Lift Station Flow Meters	-	-	-		500,000			500,000	WWF
Total	\$ 4,859,346	\$ 864,990	\$ 3,994,356	\$ 7,305,000	\$ 26,000,000	\$ 500,000	\$ 500,000	\$ 39,164,346	

CITY OF NORTHGLENN
Capital Improvement Program

Project Description	2018 Adopted Budget	YTD November 2018 Actuals		2019 Estimate	2020 Estimate	2021 Estimate	2022 Estimate	5-Year Total	Funding Source
		YTD Expenditures	Amount Remaining						
STORMWATER FUND									
Grange Hall Creek MDP & FHAD	\$ 100,000		\$ 100,000	\$ -	\$ -	\$ -	\$ -	\$ 100,000	SWF
Storm Drainage System Improvement	28,637	52,589	(23,952)	100,000	100,000	100,000	100,000	428,637	SWF
Brantner Gulch MPD & FHAD	100,000	5,000	95,000					100,000	SWF
Total	\$ 228,637	\$ 57,589	\$ 171,048	\$ 100,000	\$ 100,000	\$ 100,000	\$ 100,000	\$ 628,637	
CITY-WIDE TOTAL	\$ 32,892,147	\$ 15,504,542	\$ 14,936,165	\$ 19,500,000	\$ 30,695,000	\$ 4,195,000	\$ 3,375,000	\$ 90,657,147	

Executed Contracts (below \$50,000) for November 2018

<u>Vendor</u>	<u>Contract</u>	<u>Contract Dates</u>		<u>Total</u>	<u>Purpose</u>
	<u>Executed</u>	<u>Start</u>	<u>End</u>	<u>Amount</u>	
	<u>Date</u>				
American Demolition	11/5/2018			\$ 10,710.00	2018-107 Kiwanis Bath House Demolition
Dunbar Armored, Inc.	11/6/2018			\$ 1,908.00	2018-122 Armored Vehicle Deposit Pickup Services - Justice Center Location
Calahan Construction Services	11/19/2018			\$ 6,110.00	2017-157 Change Order #3 - Parks Maintenance Facility - Wash Pad Addition
Himmelman Construction, Inc.	11/19/2018			\$ 1,832.00	2018-011 Change Order #12 - Ralston House Project - IT Door Change
Himmelman Construction, Inc.	11/19/2018			\$ 27,042.75	2018-011 Change Order #13 - Ralston House Project - Electrical Rerouting
Himmelman Construction, Inc.	11/19/2018			\$ 1,785.00	2018-011 Change Order #14 - Ralston House Project - Add 6" Base
Himmelman Construction, Inc.	11/19/2018			\$ 2,625.00	2018-011 Change Order #15 - Ralston House Project - Env. Report & Demo Permit
Himmelman Construction, Inc.	11/19/2018			\$ 1,129.75	2018-011 Change Order #16 - Ralston House Project - Cedar Privacy Fence
Himmelman Construction, Inc.	11/19/2018			\$ 2,069.00	2018-011 Change Order #17 - Ralston House Project - IT Closet Exhaust Fan
Himmelman Construction, Inc.	11/19/2018			\$ 148.00	2018-011 Change Order #18 - Ralston House Project - Closet Light Fixture
Himmelman Construction, Inc.	11/19/2018			\$ 174.00	2018-011 Change Order #19 - Ralston House Project - Front Door Hardware
Himmelman Construction, Inc.	11/19/2018			\$ 730.00	2018-011 Change Order #20 - Ralston House Project - Power to Time Clock
J&T Consulting	11/20/2018			\$ 20,000.00	2018-120 Engineering Services
Stanley Consultants, Inc.	11/28/2018			\$ 43,200.00	2018-125 Construction Administration - 112th Ave & York St/Fox Run Pkwy
IMS Infrastructure Management Services, LLC	11/28/2018			\$ 34,950.00	2018-126 2019 Pavement Condition Index
W2 Engineers, LLC	11/28/2018			\$ 3,200.00	2018-127 Wastewater Treatment Plant SNT Line Relocation
W2 Engineers, LLC	11/28/2018			\$ 37,376.00	2018-128 Bunker Hill Lift Station Program Management
Keene Concrete, Inc.	11/28/2018			\$ 9,902.35	2018-039 Change Order #1 - CDBG Concrete Replacement Project
C&L Water Solutions	11/28/2018			\$ 130,000.00	2017-134 Change Order #1 - Utility Emergency Response
				<u>\$ 334,891.85</u>	