



CITY OF
Northglenn

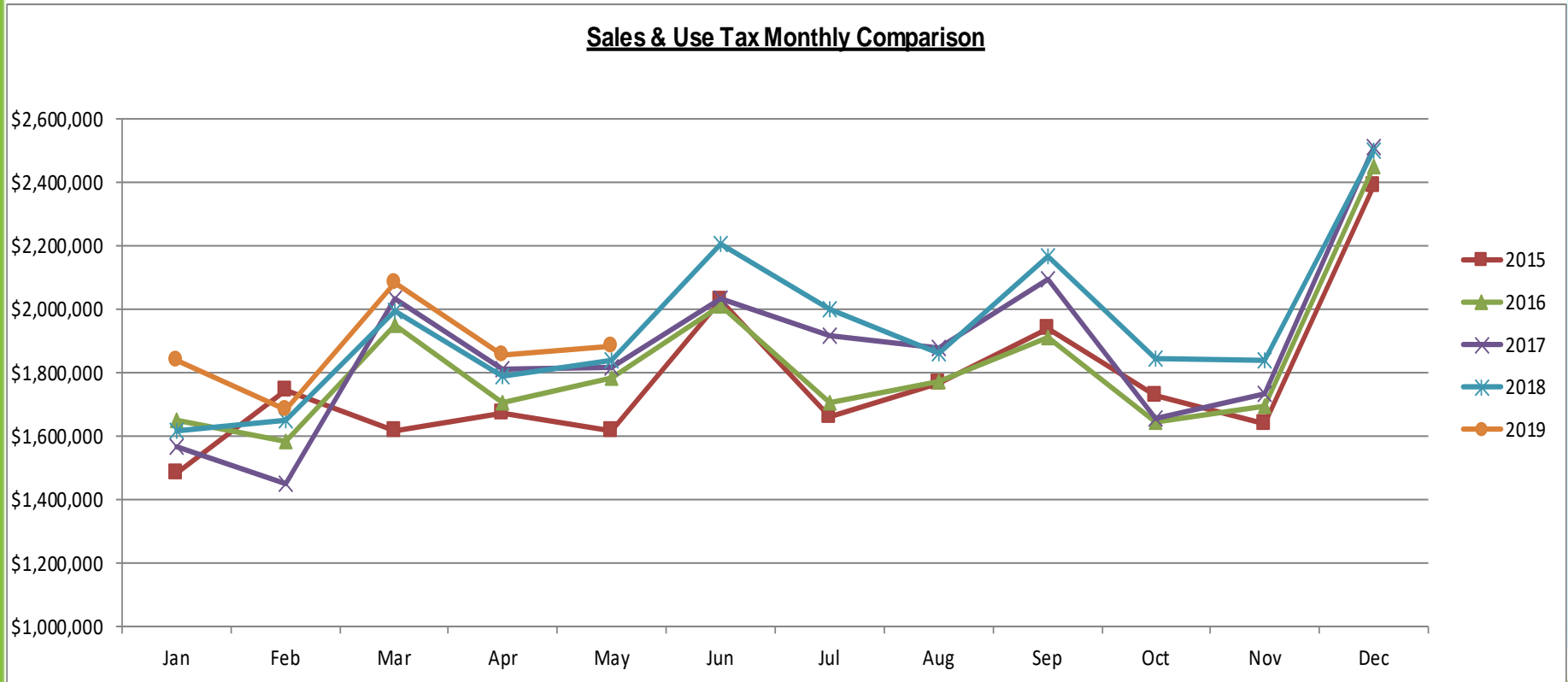
QUARTERLY FINANCIAL UPDATE

June 30, 2019



SALES & USE TAX

- Year-to-date collections \$9,342,323
- Increase of \$517,752 or 5.9% when compared to the prior year





GENERAL FUND

	2019 Budget	2019 YTD Actual	Dollar Variance	Collection/ Spending Rate
Revenue:				
Taxes	\$ 20,237,986	\$ 8,880,443	\$ (11,357,543)	43.88%
Intergovernmental	2,047,476	751,386	(1,296,090)	36.70%
Licenses & Permits	718,240	383,048	(335,192)	53.33%
User Charges & Fees	2,703,327	1,218,719	(1,484,608)	45.08%
Fines & Forfeits	994,555	350,349	(644,206)	35.23%
Other Revenue	340,000	313,543	(26,457)	92.22%
Total Revenue	27,041,584	11,897,488	(15,144,096)	44.00%
Expenditures:				
Personnel	17,795,994	7,904,802	(9,891,192)	44.42%
Purchased Services	4,778,578	2,299,458	(2,479,120)	48.12%
Supplies/Equipment	2,220,889	1,184,589	(1,036,300)	53.34%
Capital Outlay	439,396	94,610	(344,786)	21.53%
Miscellaneous	420,672	205,943	(214,729)	48.96%
Total Expenditures	25,655,529	11,689,402	(13,966,127)	45.56%
Other Financing Sources/(Uses)	(1,890,000)	(105,879)	1,784,121	5.60%
Net Change in Fund Balance	(503,945)	102,207		
Beginning Fund Balance	23,061,927	24,398,088	1,336,161	105.79%
Ending Fund Balance	\$ 22,557,982	\$ 24,500,295	\$ 1,942,313	108.61%



CONSERVATION TRUST FUND

	2019 Budget	2019 YTD Actual	Dollar Variance	Collection/ Spending Rate
Revenue	\$ 476,007	\$ 264,504	\$ (211,503)	55.57%
Expenditures	2,072,577	732,093	(1,340,484)	35.32%
Net Change in Fund Balance	(1,596,570)	(467,589)	1,128,981	29.29%
Beginning Fund Balance	1,168,573	1,472,365	303,792	126.00%
Ending Fund Balance	\$ (427,997)	\$ 1,004,776	\$ 1,432,773	-234.76%



CAPITAL PROJECTS FUND

	2019 Budget	2019 YTD Actual	Dollar Variance	Collection/ Spending Rate
Revenue	\$ 6,384,237	\$ 3,179,557	\$ (3,204,680)	49.80%
Expenditures	20,089,351	2,891,063	(17,198,288)	14.39%
Other Financing Sources/(Uses)	233,981	(404,259)	(638,240)	-172.77%
Net Change in Fund Balance	(13,471,133)	(115,765)	13,355,368	0.86%
Beginning Fund Balance	18,069,581	23,671,361	5,601,780	131.00%
Ending Fund Balance	\$ 4,598,448	\$ 23,555,596	\$ 18,957,148	512.25%



WATER FUND

	2019 Budget	2019 YTD Actual	Dollar Variance	Collection/ Spending Rate
Revenue:				
Taxes	\$ 3,823,016	\$ 1,542,222	\$ (2,280,794)	40.34%
User Charges & Fees	7,788,650	2,454,407	(5,334,243)	31.51%
Other Revenue	71,000	134,460	63,460	189.38%
Total Revenue	11,682,666	4,131,089	(7,551,577)	35.36%
Expenditures:				
Personnel	3,426,861	1,468,280	(1,958,581)	42.85%
Purchased Services	1,685,414	861,200	(824,214)	51.10%
Supplies/Equipment	890,634	425,126	(465,508)	47.73%
Capital Outlay	4,457,711	2,325,586	(2,132,125)	52.17%
Miscellaneous	35,460	16,765	(18,695)	47.28%
Total Expenditures	10,496,080	5,096,957	(5,399,123)	48.56%
Other Financing Sources/(Uses)	(976,158)	(21,202)	954,956	2.17%
Net Change in Fund Balance	210,428	(987,070)		
Beginning Fund Balance	11,471,490	14,072,999	2,601,509	122.68%
Ending Fund Balance	\$ 11,681,918	\$ 13,085,929	\$ 1,404,011	112.02%



WASTEWATER FUND

	2019 Budget	2019 YTD Actual	Dollar Variance	Collection/ Spending Rate
Revenue:				
User Charges & Fees	\$ 4,326,586	\$ 1,895,708	\$ (2,430,878)	43.82%
Other Revenue	1,622,000	35,013	(1,586,987)	2.16%
Total Revenue	5,948,586	1,930,721	(4,017,865)	32.46%
Expenditures:				
Personnel	1,589,516	681,795	(907,721)	42.89%
Purchased Services	657,650	105,939	(551,711)	16.11%
Supplies/Equipment	971,782	392,883	(578,899)	40.43%
Capital Outlay	4,095,572	1,125,584	(2,969,988)	27.48%
Miscellaneous	1,500	20	(1,480)	1.33%
Total Expenditures	7,316,020	2,306,221	(5,009,799)	31.52%
Net Change in Fund Balance	(1,367,434)	(375,500)		
Beginning Fund Balance	2,473,787	3,661,711	1,187,924	148.02%
Ending Fund Balance	\$ 1,106,353	\$ 3,286,211	\$ 2,179,858	297.03%



STORMWATER FUND

	2019 Budget	2019 YTD Actual	Dollar Variance	Collection/ Spending Rate
Revenue	\$ 434,567	\$ 205,234	\$ (229,333)	47.23%
Expenditures	403,259	45,371	(357,888)	11.25%
Net Change in Fund Balance	31,308	159,863	128,555	510.61%
Beginning Fund Balance	417,812	429,811	11,999	102.87%
Ending Fund Balance	\$ 449,120	\$ 589,674	\$ 140,554	131.30%



SANITATION FUND

	2019 Budget	2019 YTD Actual	Dollar Variance	Collection/ Spending Rate
Revenue	\$ 1,939,124	\$ 895,702	\$ (1,043,422)	46.19%
Expenditures	1,960,265	955,105	(1,005,160)	48.72%
Net Change in Fund Balance	(21,141)	(59,403)	(38,262)	280.98%
Beginning Fund Balance	2,111,432	2,044,247	(67,185)	96.82%
Ending Fund Balance	\$ 2,090,291	\$ 1,984,844	\$ (105,447)	94.96%

SUMMARY

- General Fund revenue up 4.4% year-over-year
- Sales/Use tax growth of 5.9% year-over-year
- Spending in all Funds align with expectations



June 2019

Monthly Financial Packet

City of Northglenn

Financial Packet

Packet Contents

<u>Description</u>	<u>Page #</u>
Executive Summary	1
Financial Statements	2
Cash and Investments	8
Marketplace Sales Tax History Chart	9
Citywide Sales Tax History Chart	10
Geographic Code Tax Data	11
Accounts Payable Disbursement Listing	12
City Council Operating Expenditures	19
Overtime Report	23
CIP Report	24
Summary of Executed Contracts	30



CITY OF
Northglenn

City of Northglenn
Interim Financial Statements
For the Period Ending
June 2019

Executive Summary:

- **Sales/Use Tax**
 - Year-to-date sales and use tax reported an increase of \$517,752, or approximately 5.9%, when compared to the previous year.
 - Year-to-date details behind overall sales and use tax include: Auto Use Tax +9.3%; Sales Tax +3.1%; Food Tax +4.0%; Marijuana Tax +21.1%

- **General Fund**
 - Year-to-date revenues within the General Fund total \$11,981,508, an increase over last year's collections by 4.4% or \$501,093. The increase is largely due to sales, use and other taxes, investment earnings and equipment sales.
 - General Fund year-to-date expenditures total \$11,879,302 accounting for 43.1% of the annual appropriation. Expenditures within the fund are consistent with the planned budget.

- **Water Fund**
 - Water Fund year-to-date revenues total \$4,131,089. This is a decrease of 2.2% when compared to the prior year, caused by a reduction in consumption due to the volume of rainfall experienced through June. Revenues restricted for water resources are \$1,138,373, up 5.5% versus the prior year. The restricted revenue for debt service, which comes from the food for home consumption sales tax is up 3.8%, and totals \$403,849 year-to-date.
 - Year-to-date expenditures within the Water Fund total \$5,128,759 and accounts for 44.7% of the annual appropriation. Fund expenditures increased by \$1,946,355 or 61.1% when compared to the same period of 2018. This is mainly due to capital outlay for equipment, and the Terminal Reservoir and Clarifier Rehab projects.

- **Wastewater Fund**
 - Wastewater Fund year-to-date revenues total \$1,930,721. This is an increase of approximately 9.7% as compared to the prior year mainly due to the rate increase.
 - Year-to-date expenditures within the Wastewater Fund total \$2,306,221 and account for 31.5% of the annual appropriation. Fund expenditures increased \$608,517 or 35.8% when compared to the same period of 2018 due to capital outlay and the UV Upgrade project in progress this year.

- **Stormwater Fund**
 - Year-to-date revenues within the Stormwater Fund total \$205,234, an increase from last year by approximately 5.1% or \$9,859 related to increase tap fees and investment earnings.
 - Stormwater Fund year-to-date expenditures total \$45,371 and account for 11.3% of the annual appropriation. Fund expenditures decreased by \$86,623 or 65.6% when compared to the same period of 2018, as no repairs have been made or capital projects started in 2019.

- **Sanitation Fund**
 - Sanitation Fund year-to-date revenues total \$883,282, an increase of 4.5% or \$38,082, attributable to the "Northglenn Recycles" grant received, and investment earnings.
 - Year-to-date expenditures within the Sanitation Fund total \$829,319 and account for 45.3% of the annual appropriation. Expenditures within the fund are 76.3% higher than this time last year due to the purchase of a new trash truck and increased tip fees.

**Revenue Report
June 30, 2019
General Fund**

	2019 Adopted Budget	Actual as of June 30, 2019	Over/(Under) Projected	Collection Rate	Prior Year Actual as of June 30, 2018	Over/(Under) Prior Year	Percent Difference
Taxes							
Property Taxes	\$ 2,957,064	\$ 1,974,076	\$ (982,988)	66.76%	\$ 1,925,292	\$ 48,784	2.53%
Sales Taxes	14,276,294	5,542,283	(8,734,011)	38.82%	5,387,897	154,386	2.87%
Use Tax	2,572,846	1,136,744	(1,436,102)	44.18%	1,070,677	66,067	6.17%
Other Tax	431,782	227,340	(204,442)	52.65%	112,042	115,298	102.91%
Total Taxes*	20,237,986	8,880,443	(11,357,543)	43.88%	8,495,908	384,535	4.53%
Intergovernmental Revenues	2,047,476	751,386	(1,296,090)	36.70%	749,427	1,959	0.26%
Licenses and Permits	718,240	383,048	(335,192)	53.33%	466,829	(83,781)	-17.95%
Charges for Services	2,703,327	1,218,719	(1,484,608)	45.08%	1,139,005	79,714	7.00%
Fines and Forfeitures	994,555	350,349	(644,206)	35.23%	430,027	(79,678)	-18.53%
Investment Earnings	212,000	233,980	21,980	110.37%	127,453	106,527	83.58%
Other Revenues	128,000	79,563	(48,437)	62.16%	66,706	12,857	19.27%
Total Revenues	27,041,584	11,897,488	(15,144,096)	44.00%	11,475,355	422,133	3.68%
Other Financing Sources	-	84,020	84,020	N/A	5,060	78,960	1560.47%
Total General Fund Revenues	\$ 27,041,584	\$ 11,981,508	\$ (15,060,076)	44.31%	\$ 11,480,415	\$ 501,093	4.36%

*Due to normal collection cycles, the tax revenues presented in the above statement represent amounts collected as of the prior month and not of that of the period being reported.

**Expenditure Report
June 30, 2019
General Fund**

	2019 Adopted Budget	Actual as of June 30, 2019	Over/(Under) Adopted Budget	Spending Rate	Prior Year Actual as of June 30, 2018	Over/(Under) Prior Year	Percent Difference
Legislative	\$ 763,019	\$ 397,418	\$ (365,601)	52.08%	\$ 361,017	\$ 36,401	10.08%
City Manager	1,549,168	602,974	(946,194)	38.92%	436,207	166,767	38.23%
City Clerk	376,261	148,227	(228,034)	39.39%	165,767	(17,540)	-10.58%
Management Services	2,011,750	972,629	(1,039,121)	48.35%	951,128	21,501	2.26%
Technology	907,425	434,885	(472,540)	47.93%	464,367	(29,482)	-6.35%
Finance	464,758	254,242	(210,516)	54.70%	259,617	(5,375)	-2.07%
Planning & Development	1,724,504	693,913	(1,030,591)	40.24%	720,807	(26,894)	-3.73%
Parks, Recreation and Cultural	4,355,635	2,019,335	(2,336,300)	46.36%	2,029,756	(10,421)	-0.51%
Police	10,828,347	4,836,324	(5,992,023)	44.66%	4,679,635	156,689	3.35%
Public Works	2,674,662	1,329,456	(1,345,206)	49.71%	1,449,046	(119,590)	-8.25%
Total Operating Expenditures	25,655,529	11,689,403	(13,966,126)	45.56%	11,517,347	172,056	1.49%
Other Financing Uses	1,890,000	189,899	(1,700,101)	10.05%	379,675	(189,776)	-49.98%
Total General Fund Expenditures	\$ 27,545,529	\$ 11,879,302	\$ (15,666,227)	43.13%	\$ 11,897,022	\$ (17,720)	-0.15%

Revenue and Expenditure Report
June 30, 2019
Water Fund

	2019 Adopted Budget	Actual as of June 30, 2019	Over/(Under) Budget	Collection/ Spending Rates	Prior Year Actual as of June 30, 2018	Current Year Over/(Under) Prior Year	Percent Difference
Revenues							
Water Charges	\$ 7,788,650	\$ 2,454,407	\$ (5,334,243)	31.51%	\$ 2,643,377	\$ (188,970)	-7.15%
Water Resources Revenue	2,816,002	1,138,373	(1,677,629)	40.43%	1,079,006	59,367	5.50%
Debt Service Revenue	1,007,014	403,849	(603,165)	40.10%	389,174	14,675	3.77%
Investment Earnings	71,000	128,433	57,433	180.89%	105,908	22,525	21.27%
Miscellaenous Revenue	-	6,027	6,027	N/A	6,603	(576)	-8.72%
Total Water Fund Revenues	11,682,666	4,131,089	(7,551,577)	35.36%	4,224,068	(92,979)	-2.20%
Expenditures							
Operating Expenditures	6,038,369	2,771,371	(3,266,998)	45.90%	2,727,805	43,566	1.60%
Capital Outlay	3,457,711	2,134,946	(1,322,765)	61.74%	318,042	1,816,904	571.28%
Water Resources Expenditures	1,000,000	190,640	(809,360)	19.06%	89,604	101,036	112.76%
Debt Service Expenditures	976,158	31,802	(944,356)	3.26%	46,953	(15,151)	-32.27%
Total Water Fund Expenditures	11,472,238	5,128,759	(6,343,479)	44.71%	3,182,404	1,946,355	61.16%
Other Financing Sources / (Uses)	-	10,600	10,600	N/A	-	10,600	N/A
Revenues Over/(Under) Expenditures	\$ 210,428	\$ (987,070)	\$ (1,208,098)	-469.08%	\$ 1,041,664	\$ (2,028,734)	-194.76%

<i>Operating Revenue:</i>							
<i>Water Usage</i>	\$ 7,585,550	\$ 2,311,347	\$ (5,274,203)	30.47%	\$ 2,471,453	\$ (160,106)	-6.48%
<i>Water Resources Revenue:</i>							
<i>Non-Food Sales/Use Tax*</i>	\$ 2,816,002	\$ 1,138,373	\$ (1,677,629)	40.43%	\$ 1,079,006	\$ 59,367	5.50%
<i>Debt Service:</i>							
<i>Food Taxes*</i>	\$ 1,007,014	\$ 403,849	\$ (603,165)	40.10%	\$ 389,174	\$ 14,675	3.77%

*Due to normal collection cycles, the tax revenues presented in the above statement represent amounts collected as of the prior month and not of that of the period being reported.

Revenue and Expenditure Report
June 30, 2019
Wastewater Fund

	2019 Adopted Budget	Actual as of June 30, 2019	Over/(Under) Budget	Collection/ Spending Rates	Prior Year Actual as of June 30, 2018	Current Year Over/(Under) Prior Year	Percent Difference
Revenues							
Wastewater Charges	\$ 4,326,586	\$ 1,895,708	\$ (2,430,878)	43.82%	\$ 1,760,103	\$ 135,605	7.70%
Investment Earnings	22,000	35,013	13,013	159.15%	-	35,013	N/A
Contributions	1,600,000	-	(1,600,000)	0.00%	-	-	N/A
Miscellaneous Revenue	-	-	-	N/A	-	-	N/A
Total Wastewater Fund Revenues	5,948,586	1,930,721	(4,017,865)	32.46%	1,760,103	170,618	9.69%
Expenditures							
Operating Expenditures	3,220,448	1,180,637	(2,039,811)	36.66%	1,215,649	(35,012)	-2.88%
Capital Outlay	4,095,572	1,125,584	(2,969,988)	27.48%	482,055	643,529	133.50%
Total Wastewater Fund Expenditures	7,316,020	2,306,221	(5,009,799)	31.52%	1,697,704	608,517	35.84%
Revenues Over/(Under) Expenditures	\$ (1,367,434)	\$ (375,500)	\$ 991,934	N/A	\$ 62,399	\$ (437,899)	-701.77%

*Due to normal collection cycles, the tax revenues presented in the above statement represent amounts collected as of the prior month and not of that of the period being reported.

Revenue and Expenditure Report
June 30, 2019
Stormwater Fund

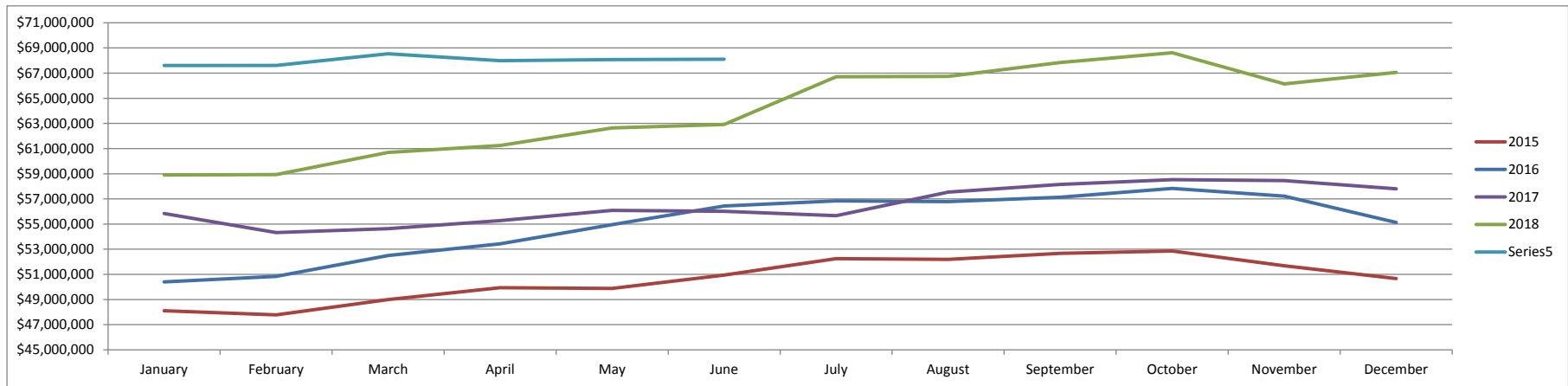
	<u>2019 Adopted Budget</u>	<u>Actual as of June 30, 2019</u>	<u>Over/(Under) Budget</u>	<u>Collection/ Spending Rates</u>	<u>Prior Year Actual as of June 30, 2018</u>	<u>Current Year Over/(Under) Prior Year</u>	<u>Percent Difference</u>
Revenues							
Stormwater Charges	\$ 432,567	\$ 198,517	\$ (234,050)	45.89%	\$ 193,881	\$ 4,636	2.39%
Investment Earnings	2,000	5,402	3,402	270.10%	1,494	3,908	261.58%
Miscellaneous Revenue	-	1,315	1,315	N/A	-	1,315	N/A
Total Stormwater Revenues	434,567	205,234	(229,333)	47.23%	195,375	9,859	5.05%
Expenditures							
Stormwater Collection	138,259	45,371	(92,888)	32.82%	86,330	(40,959)	-47.44%
Capital Outlay	265,000	-	(265,000)	0.00%	45,664	(45,664)	-100.00%
Total Stormwater Expenditures	403,259	45,371	(357,888)	11.25%	131,994	(86,623)	-65.63%
Revenues Over/(Under) Expenditures	\$ 31,308	\$ 159,863	\$ 128,555	510.61%	\$ 63,381	\$ 96,482	152.23%

Revenue and Expenditure Report
June 30, 2019
Sanitation Fund

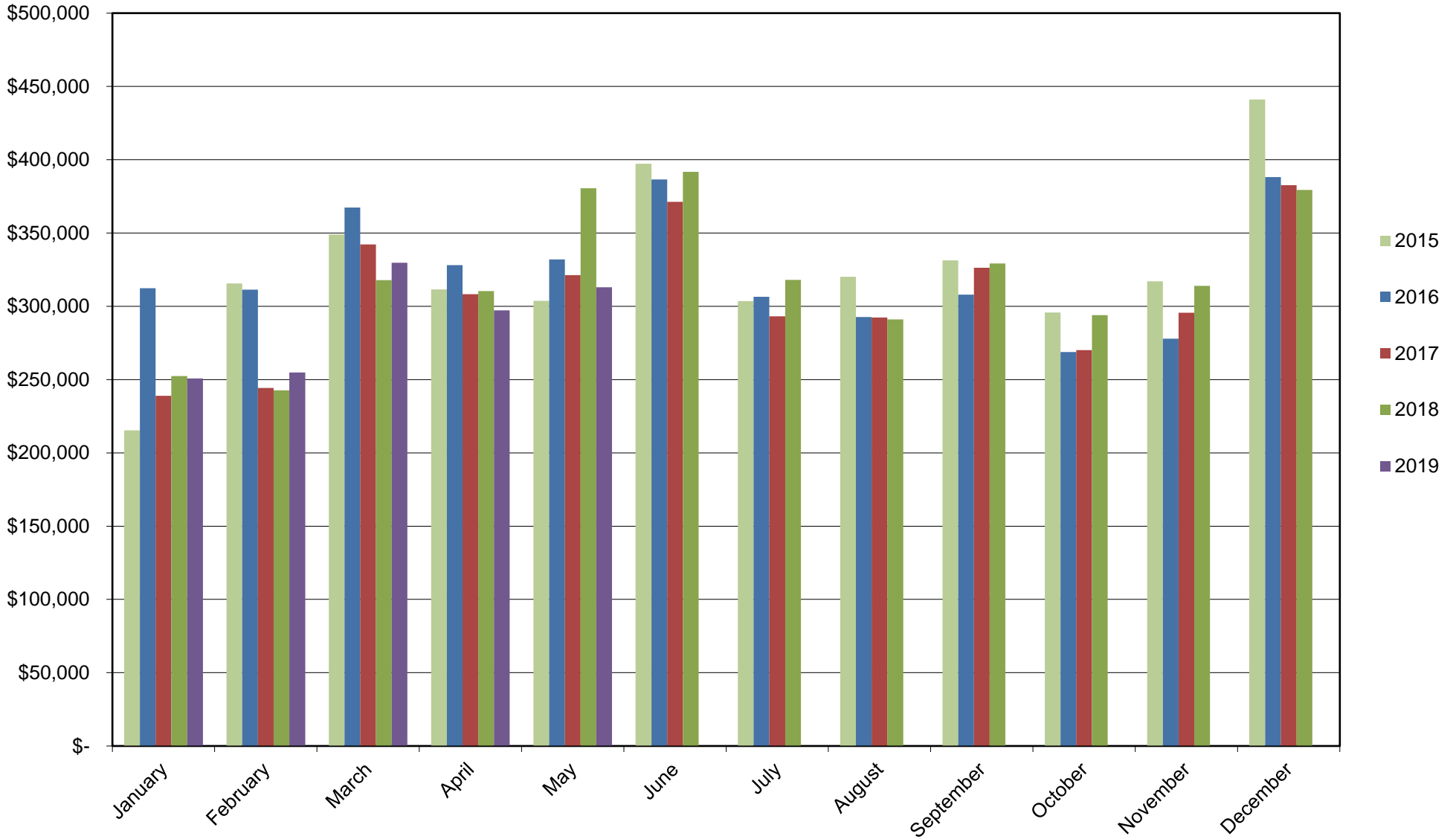
	<u>2019</u> <u>Adopted Budget</u>	<u>Actual as of</u> <u>June 30, 2019</u>	<u>Over/(Under)</u> <u>Adopted Budget</u>	<u>Collection/</u> <u>Spending</u> <u>Rates</u>	<u>Prior Year</u> <u>Actual as of</u> <u>June 30, 2018</u>	<u>Current Year</u> <u>Over/(Under)</u> <u>Prior Year</u>	<u>Percent</u> <u>Difference</u>
Revenues							
Trash Charges	\$ 1,874,137	\$ 820,466	\$ (1,053,671)	43.78%	\$ 819,611	\$ 855	0.10%
Recycling Revenue	18,000	11,327	(6,673)	62.93%	2,330	8,997	386.14%
Polycart Revenue	18,000	11,348	(6,652)	63.04%	13,018	(1,670)	-12.83%
Intergovernmental Revenue	19,987	19,903	(84)	99.58%	-	19,903	N/A
Investment Earnings	9,000	20,238	11,238	224.87%	10,231	10,007	97.81%
Total Sanitation Revenues	<u>1,939,124</u>	<u>883,282</u>	<u>(1,055,842)</u>	<u>45.55%</u>	<u>845,190</u>	<u>38,092</u>	<u>4.51%</u>
Expenditures							
Solid Waste Collection	1,347,265	657,852	(689,413)	48.83%	611,813	46,039	7.53%
Capital Outlay	613,000	297,253	(315,747)	48.49%	-	297,253	N/A
Total Sanitation Expenditures	<u>1,960,265</u>	<u>955,105</u>	<u>(1,005,160)</u>	<u>48.72%</u>	<u>611,813</u>	<u>343,292</u>	<u>56.11%</u>
Other Financing Sources / (Uses)	-	12,420	12,420	N/A	-	12,420	N/A
Revenues Over/(Under) Expenditures	<u>\$ (21,141)</u>	<u>\$ (59,403)</u>	<u>\$ (38,262)</u>	<u>N/A</u>	<u>\$ 233,377</u>	<u>\$ (292,780)</u>	<u>-125.45%</u>

Cash & Investments

	January	February	March	April	May	2019 June	July	August	September	October	November	December
General Fund	\$23,435,513.31	\$23,077,932.99	\$23,827,033.86	\$24,280,032.66	\$24,365,691.90	\$24,566,235.14						
CTF	\$1,438,140.92	\$1,440,495.58	\$1,248,281.10	\$1,246,998.22	\$1,164,801.59	\$995,691.47						
CDBG	(\$9,923.35)	(\$21.00)	\$0.00	\$0.00	\$0.00	\$0.00						
Capital Projects Fund	\$23,082,549.85	\$23,427,053.01	\$23,840,732.66	\$23,522,598.90	\$23,583,346.41	\$23,385,137.58						
Water Fund	\$13,322,551.72	\$13,319,538.69	\$13,650,255.34	\$12,736,943.46	\$12,783,046.70	\$12,925,259.15						
Wastewater Fund	\$3,840,589.74	\$3,762,044.97	\$3,311,103.46	\$3,422,858.01	\$3,586,074.92	\$3,602,610.27						
Stormwater Fund	\$463,373.44	\$493,748.36	\$532,170.63	\$568,389.52	\$605,115.02	\$630,694.44						
Sanitation Fund	\$2,032,341.24	\$2,093,489.72	\$2,127,133.17	\$2,203,392.54	\$1,981,055.93	\$1,992,179.02						
Total	\$67,605,136.87	\$67,614,282.32	\$68,536,710.22	\$67,981,213.31	\$68,069,132.47	\$68,097,807.07	\$0.00	\$0.00	\$0.00	\$0.00	\$0.00	\$0.00

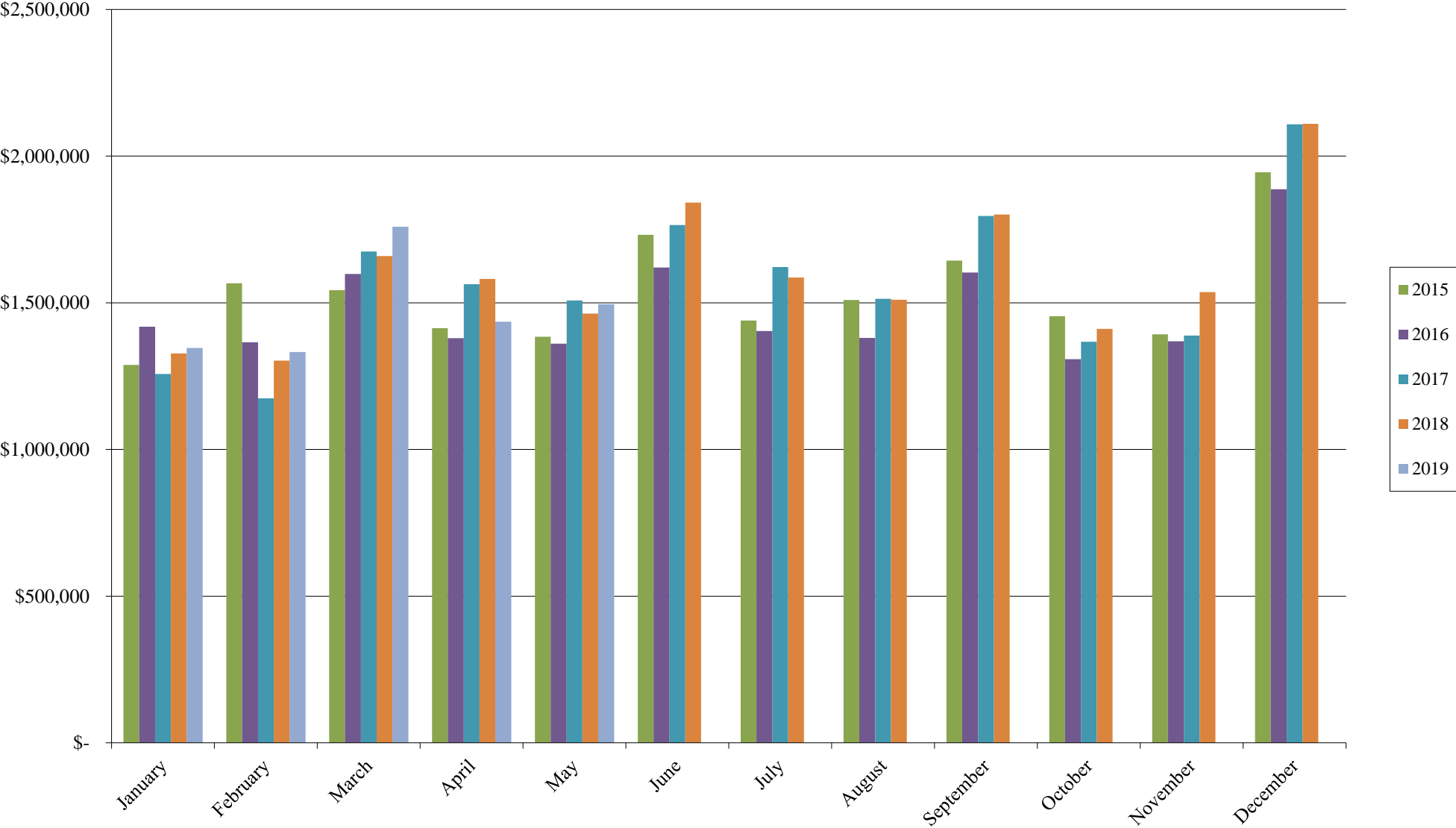


Marketplace Sales Tax History Chart



Due to normal collection cycles, the tax revenues presented above represent amounts collected as of the prior month and not that of the period being reported.

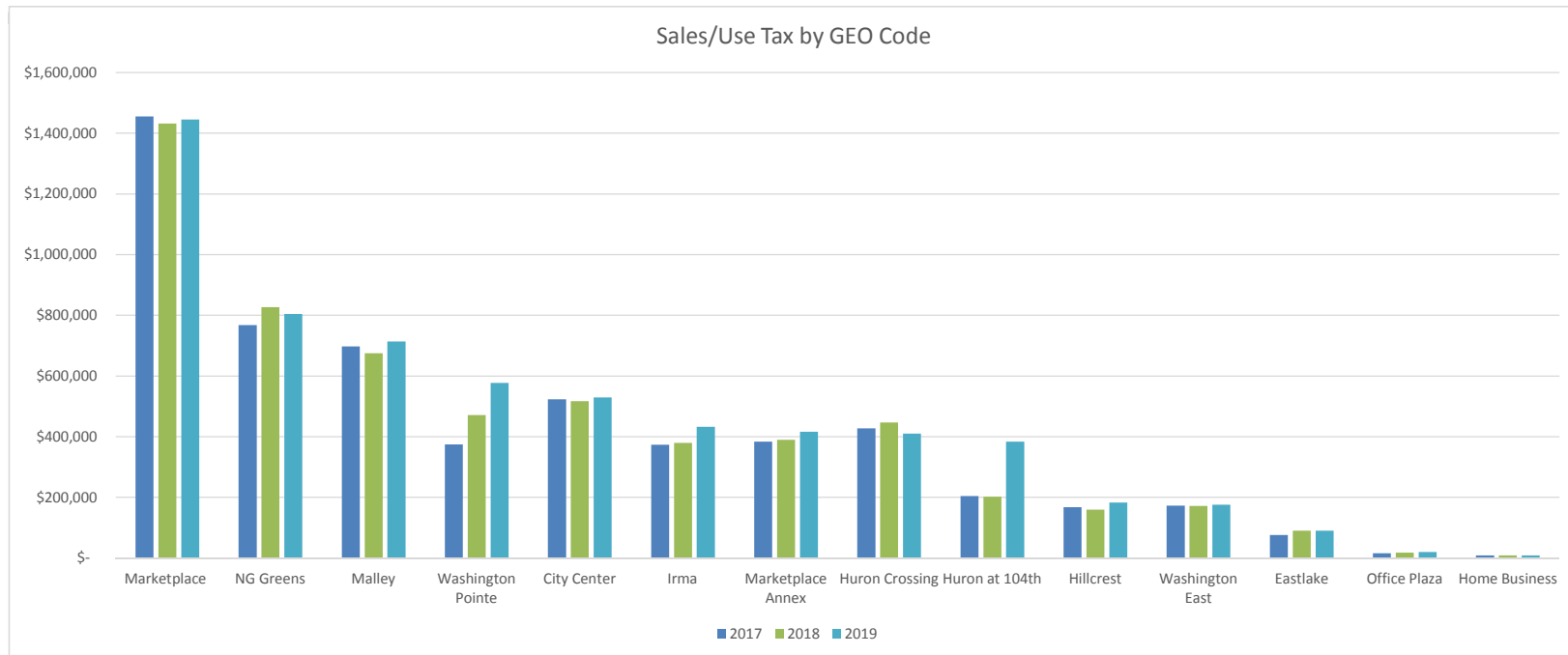
Northglenn Sales Tax History Chart



Due to normal collection cycles, the tax revenues presented above represent amounts collected as of the prior month and not that of the period being reported.

Tax Collected by Geographic Code

Ranking	Area	YTD			\$ Change	% Change	Sample of Area Businesses
		2017	2018	2019			
1	Marketplace	\$ 1,455,036	\$ 1,431,673	\$ 1,444,760	\$ 13,087	0.91%	Ross Dress for Less, Lowes, Cinzettis, Texas Roadhouse
2	NG Greens	767,473	827,097	804,457	(22,641)	-2.74%	Best Buy, Boot Barn, Applebees
3	Malley	697,699	674,890	713,485	38,595	5.72%	Sherwin Williams, The Green Solution, Vitamin Cottage
4	Washington Pointe	374,529	470,657	576,727	106,070	22.54%	O'Reilly, Safeway, Petco, Burger King
5	City Center	522,949	517,239	529,183	11,943	2.31%	Boondocks, Ramada, Damon's, Longhorn Steakhouse
6	Irma	373,433	379,521	432,725	53,204	14.02%	Pioneer Sand, Gulfeagle Supply, Family Dollar
7	Marketplace Annex	383,567	389,989	415,956	25,967	6.66%	McDonald, Car Toys, Taco Bell
8	Huron Crossing	427,836	447,145	409,757	(37,388)	-8.36%	Peerless Tire, Cracker Barrel, Botanacare
9	Huron at 104th	204,521	202,634	383,639	181,005	89.33%	Tamale Kitchen, Save-a-Lot, Arby's, AutoZone
10	Hillcrest	168,009	159,022	182,955	23,933	15.05%	Red Lobster, Santiago's, Fastsigns
11	Washington East	173,081	171,343	175,486	4,143	2.42%	Walgreens, Tires Plus, Sonic, Pizza Hut
12	Eastlake	75,525	89,903	89,925	22	0.02%	Circle K, Santiago's
13	Office Plaza	15,510	17,432	20,056	2,624	15.05%	Diamond Shamrock
14	Home Business	8,279	8,168	8,174	6	0.07%	
Total		\$ 5,861,298	\$ 5,995,415	\$ 6,422,059	\$ 426,644	7.12%	



Due to normal collection cycles, the tax revenues presented above represent amounts collected as of the prior month and not that of the period being reported.

June 2019

Cash Disbursements

<u>Date</u>	<u>Vendor</u>	<u>Check Number</u>	<u>Amount</u>	<u>Description</u>
General Fund				
6/7/2019	Absolute Graphics	158492	1,461.40	Uniforms Aquatics - Lifeguard Items
6/7/2019	Absolute Graphics	158492	322.00	Uniforms Aquatics - Lifeguard Sweat Pants
6/7/2019	Absolute Graphics	158492	115.43	Uniforms Roving Rec Summer 2019
6/7/2019	Absolute Graphics	158492	178.68	Uniforms Roving Rec Summer 2019
6/7/2019	Absolute Graphics	158492	605.14	Uniforms/Participants Day Camp 2019
6/7/2019	Absolute Graphics	158492	163.11	Uniforms Preschool
6/7/2019	Absolute Graphics	158492	1,893.70	Swim Shirts Day Camp 2019
6/7/2019	Absolute Graphics	158492	206.05	Uniforms Preschool
6/7/2019	Absolute Graphics	158492	103.52	Uniforms Fitness
6/7/2019	Adams Broomfield Bar Association	158493	80.00	Four 2019 Law Day Breakfast tickets.
6/7/2019	Adams County Finance Dept	158494	1,000.00	Range for 03/27-4/24/19
6/7/2019	Adams County Finance Dept	158494	27,200.00	2019 Flatrock Academy Class;
6/7/2019	Adams County Finance Dept	158494	4,126.00	Records Terminal Guard for April 2019.
6/7/2019	Adams Twelve Five Star Schools	158495	505.00	Spring 2019 Youth BB Westview Gym
6/7/2019	Adams Twelve Five Star Schools	158495	201.00	Spring 2019 Youth BB Stukey Gym
6/7/2019	Adams Twelve Five Star Schools	158495	1,156.50	Spring 2019 Youth BB Vantage Point Gym
6/7/2019	Adams Twelve Five Star Schools	158495	419.50	Spring 2019 Youth BB Malley Drive Gym
6/7/2019	Adams Twelve Five Star Schools	158495	449.00	Spring 2019 Youth BB Rocky Mountain Gym
6/7/2019	Adams Twelve Five Star Schools	158495	3,536.00	Spring 2019 Youth BB Northglenn MS Gym
6/7/2019	Advance Stores Company Inc	158496	63.90	#2194-546306 - Part for Unit #249-11
6/7/2019	Advance Stores Company Inc	158496	21.00	#2194-546589 - Part for Stock #7502
6/7/2019	Advance Stores Company Inc	158496	41.81	#2194-547134 - Part for Unit #243-11
6/7/2019	Aqueous Solution Inc	158499	268.10	NRC Pool Chemicals
6/7/2019	Aqueous Solution Inc	158499	224.00	NRC Pool Chemicals
6/7/2019	Assistance League of Denver	158500	2,546.00	Reimbursement for 1st qtr expense report
6/7/2019	Autozone Inc	158501	22.99	#0830809440 - Part for Unit #249-11
6/7/2019	AV Tech Electronics Inc	158502	695.30	#0077418-IN Parts for Unit #224-16
6/7/2019	Ayres Associates Inc	158503	7,681.88	Hazardous Substances - Rec Center Phase 1
6/7/2019	Ayres Associates Inc	158503	1,331.62	Petroleum Substances - Rec Center Phase 1
6/7/2019	Biggins James	158505	507.92	Post Employment Benefit
6/7/2019	Bruckner Truck Sales	158507	192.90	#165249V - Part for Unit #167-19
6/7/2019	CASA of Adams & Broomfield Counties	158508	1,750.76	Reimbursement for 1st qtr expense report
6/7/2019	CDHS Background Investigation Unit	158509	35.00	Background Check for Ruth Sanchez
6/7/2019	CDHS Background Investigation Unit	158509	35.00	Background Check for Jordyn McClelland
6/7/2019	CDHS Background Investigation Unit	158509	35.00	Background Check for Trophy Ramirez
6/7/2019	CDHS Background Investigation Unit	158509	35.00	Background Check for Brittany Duncan
6/7/2019	CDHS Background Investigation Unit	158509	35.00	Background Check for Allison Nauman
6/7/2019	CDHS Background Investigation Unit	158509	35.00	Background Check for Hollie Bennett
6/7/2019	CenterPoint Energy Services Retail LLC	158510	783.37	Natural Gas
6/7/2019	CenterPoint Energy Services Retail LLC	158510	1,271.14	Natural Gas
6/7/2019	CenterPoint Energy Services Retail LLC	158510	750.13	Natural Gas
6/7/2019	Central Visitation Program	158511	500.00	1st qtr expense reimbursement
6/7/2019	CenturyLink QC	158512	163.77	Phones
6/7/2019	Chambers Judy	158513	30.00	Refund Finance from RecTrac
6/7/2019	Cintas Corporation No 2	158515	74.35	#4022340682 - Mat Rental for M&O Bldg. & Sign Shop
6/7/2019	Cintas Corporation No 2	158515	74.35	#4022710054 - Mat Rental for M&O Bldg.
6/7/2019	Cintas Corporation No 2	158515	30.87	#4022340682 - Uniform Rental for Fleet Services
6/7/2019	Cintas Corporation No 2	158515	30.87	#4022710054 - Uniform Rental for Fleet Services
6/7/2019	Colorado Asphalt Services LLC	158517	875.00	Cold mix for street repairs
6/7/2019	Colorado Parks and Recreation Association	158518	800.00	Spring 2019 CARA Volleyball Non-Host Fee
6/7/2019	CPS Distributors Inc	158520	11.65	Test cock
6/7/2019	CPS Distributors Inc	158520	33.24	Irrigation
6/7/2019	Cromley Juliet Lane-Spradley	158521	741.00	Bellydance Instructor March 13 - May 1, 2019
6/7/2019	Cruz Beatrix Cha Cha	158522	69.70	Fitness Zumba May 7 - 16, 2019
6/7/2019	Cummins Rocky Mountain Inc	158524	36.93	#42-40074 - Part for Unit #512-12
6/7/2019	Denver Industrial Sales & Service Co	158527	177.20	Supplies for asphalt patching
6/7/2019	DP Trading Inc	158529	1,417.00	50th anniversary logo pins
6/7/2019	Eco-Cycle Inc	158531	1,830.00	Northglenn Food truck Carnival recycling services & staff
6/7/2019	Envirotech Services Inc	158532	2,524.48	Ice Slicer RS CDOT Material #10200009
6/7/2019	Envirotech Services Inc	158532	2,460.36	Ice Slicer RS CDOT Material #10200009
6/7/2019	Envirotech Services Inc	158532	2,576.19	Ice Slicer RS CDOT Material #10200009
6/7/2019	Envirotech Services Inc	158532	2,727.19	Ice Slicer RS CDOT Material #10200009
6/7/2019	Faris Machinery	158533	94.42	#C42501 - Part for Unit #189-11
6/7/2019	Farson Brandon	158534	260.00	Partial Restitution
6/7/2019	First Light Video Productions Inc	158535	1,200.00	Videotaping CC meetings on 5/6-5/20/19
6/7/2019	Fuentes Dolores	158536	100.00	Restitution C210799
6/7/2019	Genuine Parts Company	158537	27.02	#3394-413023 - Part for Unit #557
6/7/2019	Genuine Parts Company	158537	7.04	#3394-412893 - Part for Unit #557
6/7/2019	Genuine Parts Company	158537	8.16	#3394-412471 - Parts for Unit #171-16
6/7/2019	Goodyear Tire & Rubber Co	158538	64.25	#174-1084659 - Tires for Stock #1078

6/7/2019	Goodyear Tire & Rubber Co	158538	241.10	#174-1084578 - Tires for Unit #592
6/7/2019	Goodyear Tire & Rubber Co	158538	1,947.76	#174-1084682 - Tires for Unit #167-19
6/7/2019	Insit LLC	158541	10,000.00	Interim Communications Manager May 2019
6/7/2019	Jaszai Inc	158542	2,244.00	Double sided heavy outdoor banners
6/7/2019	Jaszai Inc	158542	6,538.20	Pole Banner Hardware
6/7/2019	Johnson Auto Plaza Inc	158543	51.71	#487358 - Part for Unit #727
6/7/2019	Keating Gregory J	158544	150.00	Spring 2019 CARA LAX Coach Second Payment
6/7/2019	Kone Inc	158546	791.44	#1157796792 - City Hall Elevator Wired for Prox Card Operation
6/7/2019	McCoy Sales Corporation	158547	155.08	#7309036 - Part for Unit #166-15
6/7/2019	Mera Franklin	158549	399.00	Karate Instructor April 29 - May 22, 2019
6/7/2019	Muggli Deborah	158550	120.00	Partial Restitution T324457
6/7/2019	Murphy Mary	158551	211.00	Chair Massage May 15 - 22, 2019
6/7/2019	North Metro Rescue District	158552	50.00	Acct15-2936A
6/7/2019	North Suburban Medical Center	158553	50.00	PatientNo.45003819999 Garcia
6/7/2019	O'Meara Collision Center	158554	5,082.95	#FOCB719330 - Repair on Unit #224-16
6/7/2019	O'meara Ford Center Inc	158555	1,669.41	#FOCS720958 - Repair On Unit #247-12
6/7/2019	O'meara Ford Center Inc	158555	272.59	#70586 - Part for Unit #234-14
6/7/2019	O'meara Ford Center Inc	158555	268.53	#71282 - Parts for Stock #1475 & #5055
6/7/2019	O'meara Ford Center Inc	158555	15.20	#72314 - Part for Unit #235-14
6/7/2019	O'Reilly Automotive Stores Inc	158556	40.10	#2816-341647 - Part for Unit #557
6/7/2019	Pelz Kurt	158557	50.00	Partial Restitution C212619
6/7/2019	Pioneer Sand Co Inc	158558	8.74	rock
6/7/2019	Ralston House	158559	6,250.00	Reimbursement for 1st qtr expense report
6/7/2019	RCSolar-Arvada LLC	158560	243.25	Community Solar
6/7/2019	RCSolar-Arvada LLC	158560	224.65	Community Solar
6/7/2019	RSM US LLP	158561	5,050.00	FY2018 Financial Audit
6/7/2019	Santella Mathis	158562	140.00	Spring 2019 CARA Volleyball Coach 2nd Payment
6/7/2019	Saucedo Juana	158563	100.00	Partial Restitution T326823
6/7/2019	Stanton Solution LLC The	158564	1,856.25	NGCC presentation
6/7/2019	Stanton Solution LLC The	158564	2,560.80	ICSC meetings
6/7/2019	Sturgeon Electric Company Inc	158565	4,202.55	Utility Strike on Malley and Grant. Period to 04/09/19
6/7/2019	Sturgeon Electric Company Inc	158565	1,227.00	Period through 04/09/19
6/7/2019	Sturgeon Electric Company Inc	158565	890.00	Period to 05/21/2019
6/7/2019	Transwest Trucks Inc	158567	79.04	#009P407265 -Part for Stock #R61709
6/7/2019	United Site Services	158568	225.00	Danahy restroom
6/7/2019	United Site Services	158568	225.00	Rotary restroom
6/7/2019	Via Mobility Services	158569	25.00	Mobility
6/7/2019	Watts Gabriela	158570	210.00	Spanish Interpreter for 4/23/19 X2
6/7/2019	Xcel Energy	158571	4,185.32	Electric/Gas Usage
6/7/2019	Xcel Energy	158571	97.98	Electric/Gas Usage
6/14/2019	Brooks David	158578	66.14	Loan Pymt Reimbursement
6/14/2019	Campbell Deborah	158579	717.25	Retiree Stipend
6/14/2019	CenturyLink QC	158580	672.27	Phones
6/14/2019	CenturyLink QC	158580	61.53	Phones
6/14/2019	CenturyLink QC	158580	47.01	Phones
6/14/2019	CenturyLink QC	158580	0.68	Phones
6/14/2019	Cimplx Compliance Services	158581	630.90	ACA Compliance
6/14/2019	Colorado Delivers! Inc	158582	600.00	Delivery Service
6/14/2019	Csem Event Staffing LLC	158584	322.88	Parking and Security for Mudapalooza
6/14/2019	Family Support Registry	158585	838.62	Employee Withholding
6/14/2019	Family Support Registry	158585	463.78	Employee Withholding
6/14/2019	Family Support Registry	158585	238.00	Employee Withholding
6/14/2019	Family Support Registry	158585	838.62	Employee Withholding
6/14/2019	Hill Enterprises Inc	158586	13,634.20	#260980 - Diesel Fuel Delivered To M&O Fueling Facility 6-6-19
6/14/2019	Myers Nate	158587	400.00	Retiree Stipend
6/14/2019	Rocky Mountain Reserve	158588	540.80	Flex Admin
6/14/2019	Xcel Energy	158589	93.88	Electric/Gas Usage
6/14/2019	Xcel Energy	158589	13.58	Electric/Gas Usage
6/14/2019	Xcel Energy	158589	2,684.58	Electric/Gas Usage
6/14/2019	Xcel Energy	158589	13.39	Electric/Gas Usage
6/14/2019	Xcel Energy	158589	145.98	Electric/Gas Usage
6/21/2019	Absolute Graphics	158590	104.11	Stormcreek waterproof logo jacket
6/21/2019	Absolute Graphics	158590	205.31	Apparel
6/21/2019	Absolute Graphics	158590	126.36	Shirts
6/21/2019	Absolute Graphics	158590	338.09	Apparel
6/21/2019	Adams County Finance Dept	158591	1,100.00	Range 5/16 - 5/19/19
6/21/2019	Adams Cty Communication	158592	400.00	Labor hrs to program and key load 15 new APX4000 portables radio
6/21/2019	Adams Twelve Five Star Schools	158593	25.00	Reservation Cancellation NGMS Feb 26
6/21/2019	Adams Twelve Five Star Schools	158593	385.00	Winter 2019 Youth BB Stukeey Gym
6/21/2019	Adams Twelve Five Star Schools	158594	254.10	Day Camp May 2019 Busing
6/21/2019	Advance Stores Company Inc	158595	30.76	#2194-537248 - Part for unit #195
6/21/2019	Advance Stores Company Inc	158595	13.39	#2194-548112 - Parts for Stock #1243 & 6418
6/21/2019	Advance Stores Company Inc	158595	30.76	#2194-547534 - Part for Unit #107-14
6/21/2019	Advance Stores Company Inc	158595	39.37	#2194-548893 - Parts for Stock #3599 & #7312
6/21/2019	Advance Stores Company Inc	158595	135.24	#2194-548752 - Parts for Stock #1799 & #3403
6/21/2019	Aranda Aurea	158597	50.00	Partial Restitution C211743
6/21/2019	Autozone Inc	158598	67.99	#0830811374 - Part for Unit #235-14

6/21/2019	Autozone Inc	158598	125.99	#0830815238 - Part for Unit #525-07
6/21/2019	Ayres Associates Inc	158599	9,064.58	Hazardous Substances
6/21/2019	Ayres Associates Inc	158599	203.50	Petroleum Substances
6/21/2019	Berkley Ashley	158600	50.00	Partial Restitution T335032
6/21/2019	Blakesley Julia	158603	50.00	Partial Restitution T336773
6/21/2019	Branded Image Apparel	158604	270.00	Youth Soccer Shirts
6/21/2019	Branded Image Apparel	158604	300.00	Tournament Champs Shirts 2019
6/21/2019	Branded Image Apparel	158604	300.00	League Champs Shirts 2019
6/21/2019	Branded Image Apparel	158604	5,031.50	Mud Volleyball Tournament Shirts
6/21/2019	Branded Image Apparel	158604	246.00	NG Rec Softball 2019 Shirts
6/21/2019	Branded Image Apparel	158604	275.00	NG Rec Track Shirts 2019
6/21/2019	Building Blocks Nurse Consulting LLC	158606	75.00	May 2019 Nurse Consult
6/21/2019	CenturyLink QC	158608	34.39	Phones 3034571578
6/21/2019	Choratch Alexandra K	158609	50.00	Partial Restitution T325721
6/21/2019	Cintas Corporation No 2	158610	74.35	#4023216664 - Mat Rental for M&O Bldg. & Sign Shop
6/21/2019	Cintas Corporation No 2	158610	74.35	#4023677077 - Mat Rental for M&O Bldg. & Sign Shop
6/21/2019	Cintas Corporation No 2	158610	27.45	#4023677077 - Uniform Rental for Fleet Services
6/21/2019	CIRSA	158611	86,930.15	claims
6/21/2019	City of Thornton	158613	28,732.75	3rd Quarter VALE Grant.
6/21/2019	Colorado Community Media	158614	225.00	50th Anniversary advertising events
6/21/2019	Colorado Community Media	158614	225.00	50th Anniversary advertising events
6/21/2019	Colorado Garage Door Service Inc	158615	488.25	#110091 - Repair Overhead Door @ Fleet Services
6/21/2019	Colorado Outdoor Inc	158616	450.00	Programming fee for digital sign
6/21/2019	Conservation Construction	158617	54.18	Building refund
6/21/2019	Conservation Construction	158617	66.60	Building refund
6/21/2019	Cox Samantha Lynne	158620	50.00	Partial Restitution T332352
6/21/2019	CPS Distributors Inc	158621	17.53	Couplers and clamps
6/21/2019	CPS Distributors Inc	158621	20.07	Filled wire nuts
6/21/2019	CPS Distributors Inc	158621	149.34	Irrigation parts
6/21/2019	CPS Distributors Inc	158621	103.25	Copper tubing
6/21/2019	CPS Distributors Inc	158621	6.15	Valve
6/21/2019	CPS Distributors Inc	158621	90.67	marking paint
6/21/2019	CPS Distributors Inc	158621	18.38	Irrigation
6/21/2019	CPS Distributors Inc	158621	53.35	Irrigation
6/21/2019	CPS Distributors Inc	158621	48.21	Irrigation
6/21/2019	CPS Distributors Inc	158621	9.90	Irrigation
6/21/2019	CPS Distributors Inc	158621	352.63	Irrigation heads
6/21/2019	CPS Distributors Inc	158621	2.76	PVC
6/21/2019	CPS Distributors Inc	158621	168.72	Box
6/21/2019	Csem Event Staffing LLC	158622	7,561.71	Staffing
6/21/2019	Dell Marketing LP	158624	1,140.23	Dell Optiplex 7060 SFF - Win 10
6/21/2019	Dell Marketing LP	158624	3,079.44	Dell Optiplex 7060 SFF - Win 10
6/21/2019	Dell Marketing LP	158624	604.92	Dell P2219H monitor with no stand
6/21/2019	Dines Katherine A	158626	600.00	Teddy Bear Picnic Performance June 20, 2019
6/21/2019	Dunbar Armored Inc	158628	93.39	Courier Services
6/21/2019	Dunbar Armored Inc	158628	216.65	Courier Services
6/21/2019	Dunbar Armored Inc	158628	93.39	Courier Services
6/21/2019	Earth Green Soil Amenities Inc	158629	4,449.48	112th/Wash Fence Repair
6/21/2019	Earth Green Soil Amenities Inc	158629	639.33	104th/Wash Fence Repair
6/21/2019	Ebert Michael	158630	500.00	Restitution T343823
6/21/2019	Employers Council Services Inc	158632	225.00	Benefit Admin-J. Fulton
6/21/2019	Ennis-Flint Inc	158633	875.61	Thermal marking materials
6/21/2019	Envirotest Systems Corp	158634	200.00	#CO-504 - Emissions Tests Due in May, 2019
6/21/2019	Factory Motor Parts Co	158636	(12.25)	#39-337308 - Battery Core Credit
6/21/2019	Factory Motor Parts Co	158636	135.71	#39-339772 - Battery for Unit #110
6/21/2019	Faris Machinery	158637	654.84	#C43178 - Parts for Unit #189-11
6/21/2019	Faris Machinery	158637	77.05	#C43323 - Part for Stock #00707
6/21/2019	Faris Machinery	158637	(47.76)	#C43537 - Part Return Credit from Invoice #C42929
6/21/2019	Faris Machinery	158637	55.06	#C42929 - Part for Unit #189-11
6/21/2019	Faris Machinery	158637	177.64	#C43517 - Parts for Unit #190-14
6/21/2019	Faris Machinery	158637	25.50	#C43518 - Part for Unit #190-14
6/21/2019	Genuine Parts Company	158641	(66.00)	#3394-412349 - Core Credit
6/21/2019	Genuine Parts Company	158641	26.90	#3394-413068 - Parts for Unit #286-16
6/21/2019	Genuine Parts Company	158641	9.59	#3394-414792 - Part for Unit #543-15
6/21/2019	Genuine Parts Company	158641	97.44	#3394-414721 - Part for Unit #107-14
6/21/2019	Genuine Parts Company	158641	15.70	#3394-414058 - Part for Unit #165-12
6/21/2019	Genuine Parts Company	158641	56.53	#3394-415041 - Part for Unit #739
6/21/2019	Genuine Parts Company	158641	121.76	#3394-415736 - Part for Unit #527-07
6/21/2019	Gercken Linda	158642	92.45	Restitution C216357
6/21/2019	Golf & Sport Solutions	158643	1,355.00	Infield conditioner
6/21/2019	Golf & Sport Solutions	158643	1,383.52	Infield mix
6/21/2019	Golf & Sport Solutions	158643	465.00	Chalk
6/21/2019	Goodyear Tire & Rubber Co	158644	30.95	#174-1084470 - Tire for Stock #1078
6/21/2019	Goodyear Tire & Rubber Co	158644	1,713.88	#174-1084857 - Tires for Unit #744-15
6/21/2019	Goodyear Tire & Rubber Co	158644	855.79	#174-1084944 - Tires for Stock #1017,1030,1078
6/21/2019	Heaton Corporation	158646	458.50	June janitorial services for M&O
6/21/2019	Hoffmann Parker Wilson& Carberry PC	158647	16,019.10	May legal fees split with water fund

6/21/2019	Home Depot USA	158648	88.04	Building Refund
6/21/2019	Home Depot USA	158648	89.00	Building Refund
6/21/2019	Integral Recoveries Inc	158653	5,286.00	Collections Payment for May 2019
6/21/2019	Kemberlin Collin	158656	1,200.00	Phase One Architectural Building Assessment
6/21/2019	Kone Inc	158657	305.54	#1157794914 - To Connect City Hall Elevator To Prox Card System
6/21/2019	Kone Inc	158657	440.03	#959259526 - Monthly Elevator Maintance for City Hall & Rec Ctr
6/21/2019	Kurtz Kathryn	158659	1,350.00	Judge Kurtz salary for June 2019
6/21/2019	Law Office of Kevin C Flesch LLC	158660	835.00	Invoice 51876 Ct. appt. atty
6/21/2019	Lee's Discount Auto Body Inc	158661	2,792.16	#0001 - Repair on Unit #127-12
6/21/2019	Lopez-Carrero Irene	158662	200.00	Partial Restitution T336362
6/21/2019	Martin April	158663	101.26	Partial Restitution C215680
6/21/2019	May Jim	158665	44.00	Per Diem/2019 CACP Conference 06/26-06/28/19.
6/21/2019	McBurney Madison	158666	100.00	June 1st Performance
6/21/2019	Midwest Sign & Screen Printing Supply Co	158668	62.00	Sign materials for Park tree signs.
6/21/2019	Midwest Sign & Screen Printing Supply Co	158668	75.00	Sign materials for 50th anniversary.
6/21/2019	Monarch Construction & Roofing	158669	73.30	Building Refund
6/21/2019	Monarch Construction & Roofing	158669	77.80	Building Refund
6/21/2019	Moore Pamela A	158670	35.00	Fitness Essentrics May 7 - 30, 2019
6/21/2019	Moreno Eduardo	158671	50.00	Partial Restitution T334414
6/21/2019	Murphy Mary	158673	219.40	Chair Massage June 5 - 12, 2019
6/21/2019	Murray Dahl Kuchenmeister & Renaud	158674	3,300.00	May lobbying services
6/21/2019	National Research Center Inc	158676	12,410.00	2019 Northglenn Resident survey
6/21/2019	Networkfleet Inc	158677	113.70	May GPS fee for code vehicles
6/21/2019	Networkfleet Inc	158677	56.85	May GPS fee for sweepers & graffiti truck
6/21/2019	Northglenn Senior Organization	158678	1,088.00	NSO Reimbursement May 2019
6/21/2019	O'meara Ford Center Inc	158679	128.50	#72225 - Part for Unit #224-16
6/21/2019	O'meara Ford Center Inc	158679	296.18	#73408 - Part for Unit #235-14
6/21/2019	O'meara Ford Center Inc	158679	(0.36)	Invoice #75533 - Part Return
6/21/2019	O'meara Ford Center Inc	158679	38.83	Invoice #75604 - Part for Unit #228-17
6/21/2019	Olivas Bianca	158680	50.00	Partial Restitution TE008779
6/21/2019	Pelz Kurt	158682	400.00	Partial Restitution C212619
6/21/2019	Petty Cash-M&O Admin	158683	25.13	Office Supplies
6/21/2019	Petty Cash-M&O Admin	158683	29.04	Plates fee
6/21/2019	Petty Cash-M&O Admin	158683	7.00	Parking Water Conference
6/21/2019	Petty Cash-Rec Center	158684	65.16	Day Camp Lego's
6/21/2019	Pioneer Sand Co Inc	158685	188.08	Mulch
6/21/2019	Pioneer Sand Co Inc	158685	45.22	Topsoil
6/21/2019	Pioneer Sand Co Inc	158685	29.95	Topsoil
6/21/2019	Pioneer Sand Co Inc	158685	282.12	Mulch
6/21/2019	Pioneer Sand Co Inc	158685	282.12	EB Mulch
6/21/2019	Potestio Brothers Equipment Co	158686	120.40	#87003P - Part for Unit #591
6/21/2019	Prange Michael	158687	44.00	Per Diem/2019 CACP Conference 06/26-06/28/19.
6/21/2019	Pros Plus LLC	158688	396.50	Softball Umpires May 16 - 31, 2019
6/21/2019	Quality-Water Biosystems Inc	158689	525.00	May water quality
6/21/2019	Royal Supply Inc	158692	576.90	#717453 - Shop Supply
6/21/2019	S & B Confluence-Co LLC	158693	3,995.00	June 2019 Custodial Services for Justice Center.
6/21/2019	Safe Built Colorado Inc	158694	34,144.76	April invoice for building permit fees
6/21/2019	Safe Built Colorado Inc	158694	40,246.97	May invoice for building permit fees
6/21/2019	Sedziol Julie	158696	50.00	Partial Restitution T344534
6/21/2019	Johnson Candy	158697	875.00	Compensation Consulting Services
6/21/2019	Signature Offset LLC	158698	1,523.21	8 pg tabloid digital images
6/21/2019	Signature Offset LLC	158698	794.91	2 pg flyer
6/21/2019	Signature Offset LLC	158698	1,842.21	8 pg tabloid digital images
6/21/2019	Signature Offset LLC	158698	1,842.21	8 pg tabloid digital images
6/21/2019	Smart Commute Metro North Transportation	158699	1,000.00	Champion Sponsorship - 7th Annual TransForum Event
6/21/2019	Solsbury Hill LLC	158700	63.55	Irrigation parts
6/21/2019	Solsbury Hill LLC	158700	89.26	Irrigation parts
6/21/2019	Solsbury Hill LLC	158700	80.02	Irrigation supplies
6/21/2019	Sunbelt Rentals Inc	158703	10,482.95	Power and Diesel
6/21/2019	Sungelo David	158704	383.00	Radio Rental
6/21/2019	Sura Matthew M	158705	4,785.00	Legal Services - Policy Coordination
6/21/2019	The Link	158706	48,924.00	2019 IGA with The Link.
6/21/2019	Transwest Trucks Inc	158707	182.07	#009P409746 - Part for Unit #744-15
6/21/2019	Trisolini Nicole	158708	50.00	Partial Restitution C213207
6/21/2019	United Site Services	158711	300.00	EB Restroom
6/21/2019	United Site Services	158711	125.00	Wyco Restroom
6/21/2019	United Site Services	158711	90.00	Scout Restroom
6/21/2019	United Site Services	158711	259.00	EB South Restroom
6/21/2019	United Site Services	158711	115.00	Jaycee Restroom
6/21/2019	US Bank NA	158712	13,676.77	#869364174921 - Fuel Purchased By City Vehicles Through 5-23-19
6/21/2019	Van Niman Jori	158713	50.00	Partial Restitution T336903
6/21/2019	Videotronix Inc	158715	10,901.32	City Hall Security Upgrades
6/21/2019	Vonage Business Inc	158716	4,242.35	June telephone & voicemail svc - CHall & WWTP
6/21/2019	Vonage Business Inc	158716	1,414.11	June telephone & voicemail svc - CHall & WWTP
6/21/2019	Vonage Business Inc	158716	359.25	June telephone & voicemail svc - WTP
6/21/2019	Vonage Business Inc	158716	1,139.33	June telephone & voicemail svc - M&O
6/21/2019	Vonage Business Inc	158716	686.03	June telephone & voicemail svc - NRC

6/21/2019	Walts Heidi	158717	44.00	Per Diem/2019 CACP Conference 06/26-06/28/19.
6/21/2019	Weinrauch Paul D	158718	400.00	Photography
6/21/2019	Widner Juran LLP	158719	12,564.96	Special Counsel attorney fees
6/21/2019	Xcel Energy	158722	120.07	Electric/Gas Usage
6/21/2019	Xcel Energy	158722	35,384.91	Electric/Gas Usage
6/21/2019	Xcel Energy	158722	59.44	Electric/Gas Usage
6/21/2019	Xerox Corporation	158723	47.30	Monthly Leases
6/21/2019	Xerox Corporation	158723	0.56	Monthly Leases
6/21/2019	Xerox Corporation	158723	47.87	Monthly Leases
6/21/2019	Xerox Corporation	158723	139.66	Monthly Leases
6/21/2019	Xerox Corporation	158723	159.17	Monthly Leases
6/21/2019	Xerox Corporation	158723	93.44	Monthly Leases
6/21/2019	Xerox Corporation	158723	29.37	Monthly Leases
6/21/2019	Xerox Corporation	158723	0.39	Monthly Leases
6/21/2019	Xerox Corporation	158723	80.31	Monthly Leases
6/21/2019	Xerox Corporation	158723	7.72	Monthly Leases
6/21/2019	Xerox Corporation	158723	290.70	Monthly Leases
6/21/2019	Xerox Corporation	158723	45.63	Monthly Leases
6/21/2019	Xerox Corporation	158723	1,409.72	Monthly Leases
6/21/2019	Xerox Corporation	158723	366.19	Monthly Leases
6/21/2019	Xerox Corporation	158723	137.83	Monthly Leases
6/21/2019	Xerox Corporation	158723	7.25	Monthly Leases
6/21/2019	Xerox Corporation	158723	8.47	Monthly Leases
6/21/2019	Xerox Corporation	158723	10.19	Monthly Leases
6/21/2019	Xerox Corporation	158723	1.66	Monthly Leases
6/21/2019	ZW USA Inc	158725	359.97	Bag dispensers
6/28/2019	Cage Samantha	158730	2,200.00	NYTA Performaing Arts Camp June 10 - 28, 2019
6/28/2019	Delta Dental Plan of Colo	158732	9,907.24	Ee Dental Insurance
6/28/2019	Family Support Registry	158733	463.78	Employee Withholding
6/28/2019	Family Support Registry	158733	238.00	Employee Withholding
6/28/2019	Family Support Registry	158733	838.62	Employee Withholding
6/28/2019	Kaiser Permanente	158734	298.57	Retiree Health Insurance
6/28/2019	Kaiser Permanente	158734	(2,985.49)	Ee Health Insurance
6/28/2019	Kaiser Permanente	158734	176,190.15	Ee Health Insurance
6/28/2019	Kvasnicka Kathleen	158735	121.80	CIRSA Meeting
6/28/2019	LegalShield	158736	322.95	Ee Legal
6/28/2019	Smith Dave	158737	400.00	Retiree Stipend
6/28/2019	Xcel Energy	158738	1,288.72	Electric/Gas Usage
6/28/2019	Xcel Energy	158738	4,295.82	Electric/Gas Usage
6/28/2019	Xcel Energy	158738	4,593.46	Electric/Gas Usage
6/28/2019	Xcel Energy	158738	5,262.07	Electric/Gas Usage

Conservation Trust Fund

6/7/2019	DHM Design Corporation	158528	205.00	ADCO grant- splash pad - March 30- April 26, 2019
6/21/2019	ECl Site Construction Mgmt Inc	158631	198,983.54	City- ECl contract
6/21/2019	Krische Construction Inc	158658	53,951.23	city portion- splash pad
6/21/2019	Krische Construction Inc	158658	14,968.43	Adco grant- splash pad
6/21/2019	Safe Built Colorado Inc	158694	2,389.55	concession and restroom building - NW Open Space
6/21/2019	Safe Built Colorado Inc	158694	211.53	prefabricated structure at ballpark
6/21/2019	Safe Built Colorado Inc	158694	109.25	transformer and meter install at NW Open Space
6/21/2019	Safe Built Colorado Inc	158694	7,425.75	Kiwanis bath houses

Capital Projects Fund

6/7/2019	CRW Inc	158523	102,681.22	Period from 04/22/19 to 05/20/19
6/7/2019	CXT Incorporated	158525	334,460.79	Building for bathhouse
6/7/2019	CXT Incorporated	158525	200,676.48	Building for bathhouse - grant
6/7/2019	Drexell Barrell & Co	158530	1,000.00	Professional Services from March 30-April 26, 2019
6/7/2019	Drexell Barrell & Co	158530	250.00	Professional Services from March 30-April 26, 2020
6/7/2019	IMS Infrastructure Management Services LLC	158540	13,090.00	2019 PCI Contract
6/21/2019	Andreas Thomas J	158596	40,725.93	The Costruction of the 112th Ave. Corridor Improvement Project (
6/21/2019	Andreas Thomas J	158596	10,181.48	The Costruction of the 112th Ave. Corridor Improvement Project (
6/21/2019	DHM Design Corporation	158625	249.54	Feb - March
6/21/2019	DHM Design Corporation	158625	4,711.91	City CIP for NWOS Design
6/21/2019	DHM Design Corporation	158625	7,079.65	NWOS design
6/21/2019	DHM Design Corporation	158625	4,038.54	Feb - March
6/21/2019	DHM Design Corporation	158625	922.91	ADOS Grant for NWOS Design
6/21/2019	DHM Design Corporation	158625	4,830.71	NWOS Design
6/21/2019	GROUND Engineering Consultants Inc	158645	652.50	Evaluation and cons
6/21/2019	IMS Infrastructure Management Services LLC	158652	3,447.00	2019 PCI Contract
6/21/2019	Safe Built Colorado Inc	158694	57.50	wall
6/21/2019	Safe Built Colorado Inc	158694	1,360.38	Re-roof 11701 Community Center Dr
6/21/2019	Stanley Consultants	158702	5,550.00	Project for April 14-May 11, 2019
6/21/2019	Stanley Consultants	158702	185.00	Billing Period from 04/28/2019 to 05/25/2019

Water Fund

6/7/2019	Absolute Graphics	158492	64.72	Embroidered Apparel (KC)
6/7/2019	Absolute Graphics	158492	102.86	Screen Print Apparel Order (BR).
6/7/2019	Absolute Graphics	158492	223.75	Embroidered Apparel (SY)
6/7/2019	Andreas Thomas J	158498	2,000.00	Construction Water Meter Deposit Refund
6/7/2019	Brannan Sand & Gravel Co	158506	242.00	Asphalt for water break patch on Quam
6/7/2019	Chemtrade Chemicals Corporation	158514	4,615.13	5/8/19 Aluminum Sulfate 11.635 tons @ \$397 per ton.
6/7/2019	Cintas Corporation No 2	158515	10.29	#4022340682 - Uniform Rental for Craig Priller
6/7/2019	Cintas Corporation No 2	158515	10.29	#4022710054 - Uniform Rental for Craig Priller
6/7/2019	Core & Main LP	158519	446.42	#K593849 - Meter Lids & Meter Risers
6/7/2019	HRS Water Consultants Inc	158539	1,215.60	Engineering Services for the Period April 1 - April 30
6/7/2019	Keesen Landscape Management Inc	158545	1,590.00	Water Treatment Facility - Mowing.
6/7/2019	RCSolar-Arvada LLC	158560	4,081.44	Community Solar
6/7/2019	RSM US LLP	158561	5,050.00	FY2018 Financial Audit
6/14/2019	American West Construction LLC	158577	22,986.25	Northglenn 6" Waterline Repairs (112th Ave. & Alcott St.)
6/14/2019	American West Construction LLC	158577	8,737.75	Northglenn 6" waterline repairs (112th Ave. & Alcott St.)
6/14/2019	CenturyLink QC	158580	63.46	Phones
6/14/2019	CenturyLink QC	158580	517.73	Phones
6/14/2019	CenturyLink QC	158580	31.21	Phones
6/14/2019	CenturyLink QC	158580	118.53	Phones
6/14/2019	Colorado Dept of Revenue	158583	22.50	Employee Withholding
6/21/2019	Absolute Graphics	158590	205.77	Apparel
6/21/2019	Absolute Graphics	158590	122.32	Apparel
6/21/2019	Absolute Graphics	158590	151.98	Apparel
6/21/2019	Adams Twelve Five Star Schools	158594	3,163.87	Water Festival 05/2019
6/21/2019	BINGHAM CLAARK MICHELLE	158602	83.00	Refund Check
6/21/2019	BUSSE MARK OR LISA	158607	59.86	Refund Check
6/21/2019	CenturyLink QC	158608	275.12	Phones 3034522257
6/21/2019	City of Northglenn	158612	75.00	Water-Rebate 11618
6/21/2019	City of Northglenn	158612	75.00	Water-Rebate 11556
6/21/2019	City of Northglenn	158612	100.00	Water-Rebate 24905
6/21/2019	City of Northglenn	158612	75.00	Water-Rebate 12166
6/21/2019	City of Northglenn	158612	89.98	Water-Rebate 12462
6/21/2019	City of Northglenn	158612	75.00	Water-Rebate 22113
6/21/2019	City of Northglenn	158612	75.00	Water-Rebate 13872
6/21/2019	City of Northglenn	158612	75.00	Water-Rebate 5201
6/21/2019	City of Northglenn	158612	100.00	Water-Rebate 10024
6/21/2019	City of Northglenn	158612	75.00	Water-Rebate 13410
6/21/2019	City of Northglenn	158612	100.00	Water-Rebate 12599
6/21/2019	City of Northglenn	158612	75.00	Water-Rebate 21271
6/21/2019	Core & Main LP	158619	534.24	#K646884 - Meter Lid Risers & Hydrant Wrenches
6/21/2019	Dan's Custom Construction Inc	158623	136,705.00	Application Period 4-26-19 and 05-29-19
6/21/2019	Dell Marketing LP	158624	3,511.86	Dell Precision 7820 Tower
6/21/2019	Dell Marketing LP	158624	424.06	Dell P2419H 24" monitor
6/21/2019	Dell Marketing LP	158624	36.98	Mini DP to DP adapter
6/21/2019	Dell Marketing LP	158624	1,140.23	Dell Optiplex 7060 SFF - Win 10
6/21/2019	Dell Marketing LP	158624	2,052.96	Dell Optiplex 7060 SFF - Win 10
6/21/2019	Dell Marketing LP	158624	166.43	Dell P2219H monitor
6/21/2019	DPC Industries Inc	158627	5,726.70	5/29/19 Sodium Hypochlorite
6/21/2019	Dunbar Armored Inc	158628	324.98	Courier Services
6/21/2019	Farmers Reservoir & Irrigation	158638	8,146.44	April 2019 Billing
6/21/2019	Fischer Brown & Gunn PC	158639	1,020.00	18CW3159 - Croke Reservoir Services through 02/28/19
6/21/2019	Fischer Brown & Gunn PC	158639	1,897.20	17CW3177 - Coors Brewing Company Services through 02/28/2019
6/21/2019	Fischer Brown & Gunn PC	158639	683.20	General - Services through 02/28/2019
6/21/2019	Fischer Brown & Gunn PC	158639	3,257.10	18CW3007-FRICO Standley Change - Services through 03/31/19
6/21/2019	Fischer Brown & Gunn PC	158639	2,189.39	General - Services through 03/31/2019
6/21/2019	Fischer Brown & Gunn PC	158639	205.50	18CW3225 Coors Brewing Company - Services through 03/31/2019
6/21/2019	Fischer Brown & Gunn PC	158639	255.50	18CW3230 Consolidated Mutual Water Co. - Services through 033119
6/21/2019	Fischer Brown & Gunn PC	158639	517.50	18CW3159-Croke Reservoir - Services through 03/31/19
6/21/2019	General Air Service & Supply Co	158640	122.66	Cylind Rentals.
6/21/2019	General Air Service & Supply Co	158640	74.41	Nitrogen Cylinder Purchase.
6/21/2019	General Air Service & Supply Co	158640	55.05	Cylinder Purchases.
6/21/2019	Heaton Corporation	158646	458.50	June janitorial services for M&O
6/21/2019	Heaton Corporation	158646	551.25	June janitorial services for WTP
6/21/2019	Hoffmann Parker Wilson & Carberry PC	158647	721.50	May legal fees split with general fund
6/21/2019	HOOKER HEATHER	158649	91.44	Refund Check
6/21/2019	HUNTER RICHARD OR DELL	158651	97.90	Refund Check
6/21/2019	J & T Consulting Inc	158654	27,170.00	Consultant for Terminal Reservoir Phase II of Fill Lines
6/21/2019	J & T Consulting Inc	158654	9,670.00	CIP - WTP Clarifier Rehabilitation
6/21/2019	MARTINEZ ERIC OR SHANNON	158664	161.91	Refund Check
6/21/2019	National Meter & Automation Inc	158675	21,336.08	2019 Residential Water Meter/Reader Replacement Purchase
6/21/2019	Networkfleet Inc	158677	37.90	May GPS fee for utility trucks
6/21/2019	Output Services Inc	158681	3,900.00	UB Postage 2019
6/21/2019	Output Services Inc	158681	921.22	UB Printing 2019
6/21/2019	SARCONI SHERRI	158695	61.89	Refund Check
6/21/2019	Spradley/Barr Ford Lincoln Mercury of Greeley Inc	158701	24,364.00	1) 2019 Ford Ranger
6/21/2019	UNCC	158710	665.98	#219050723 - RTL Transmissions Thru 5-31-19

6/21/2019	Vonage Business Inc	158716	119.75	June telephone & voicemail svc - WTP
6/21/2019	Vonage Business Inc	158716	379.78	June telephone & voicemail svc - M&O
6/21/2019	Vonage Business Inc	158716	228.68	June telephone & voicemail svc - NRC
6/21/2019	Xerox Corporation	158723	34.37	Monthly Leases
6/21/2019	Xerox Corporation	158723	390.13	Monthly Leases
6/21/2019	Xerox Corporation	158723	118.59	Monthly Leases
6/21/2019	Xerox Corporation	158723	276.32	Monthly Leases
6/21/2019	Xerox Corporation	158723	0.02	Monthly Leases
6/21/2019	Xerox Corporation	158723	6.66	Monthly Leases
6/21/2019	Xerox Corporation	158723	41.27	Monthly Leases
6/28/2019	Colorado Dept of Revenue	158731	22.50	Employee Withholding
6/28/2019	Delta Dental Plan of Colo	158732	1,717.57	Ee Dental Insurance
6/28/2019	Kaiser Permanente	158734	32,664.15	Ee Health Insurance
6/28/2019	Kaiser Permanente	158734	298.57	Retiree Health Insurance
6/28/2019	Xcel Energy	158738	10,753.36	Electric/Gas Usage
6/28/2019	Xcel Energy	158738	200.40	Electric/Gas Usage

Wastewater Fund

6/7/2019	Absolute Graphics	158492	43.06	Embroidered Apparel (SE)
6/7/2019	Allmax Software Inc	158497	1,990.00	Operator 10 Wastewater Annual Support
6/7/2019	Colorado Analytical Lab	158516	202.40	BDC Discharge including BOD & TSS.
6/7/2019	Colorado Analytical Lab	158516	84.80	BDC Discharge.
6/7/2019	DC Frost Associates Inc	158526	113,873.09	Purchase Parts/Labor for upgrades to the existing UV Disinfectio
6/7/2019	McDonald Farms Enterprises Inc	158548	545.00	057006-1011- Vac Truck Disposal Sewer Break @WTP & Lift Stations
6/7/2019	RCSolar-Arvada LLC	158560	1,019.12	Community Solar
6/14/2019	Colorado Dept of Revenue	158583	22.50	Employee Withholding
6/14/2019	Family Support Registry	158585	233.00	Employee Withholding
6/21/2019	Browns Hill Engineering & Controls Inc	158605	2,198.30	SCADA Move to New Bldg Service
6/21/2019	Browns Hill Engineering & Controls Inc	158605	886.60	Trouble Shooting Multiple PLC Alarms.
6/21/2019	DPC Industries Inc	158627	357.76	5/29/19 Sodium Hypo 108 gal @ \$3.22 per gal.
6/21/2019	Evoqua Water Technologies LLC	158635	16,220.72	5/8/19 Bioxide +71- 3805 gal @ \$4.263 per gal.
6/21/2019	Heaton Corporation	158646	104.00	June janitorial services for WWTP
6/21/2019	Howden North America Inc	158650	1,184.00	Electrical Components for Blowers. Part # 74613 (1 of 2)
6/21/2019	Howden North America Inc	158650	1,184.00	Electrical Components for Blowers. Part # 74614 (2 of 2)
6/21/2019	Keesen Landscape Management Inc	158655	5,040.00	Wastewater Treatment Facility - Mowing.
6/21/2019	McDonald Farms Enterprises Inc	158667	150.00	#057005-1012 - Vac Truck Disposal Fee
6/21/2019	Mountain View Water Users	158672	58.00	Water Usage 11,000 gallons
6/21/2019	Raatz William Adam	158690	1,792.00	Invoice Period from May 1 - May 31, 2021
6/21/2019	Raatz William Adam	158690	898.00	Invoice Period from May 1 - May 31, 2019
6/21/2019	Raatz William Adam	158690	512.00	Invoice Period from May 1 - May 31, 2020
6/21/2019	Spradley/Barr Ford Lincoln Mercury of Greeley Inc	158701	31,421.00	1) 2019 F-350 Chassis XL 4x4 SD Regular Cab 145" WB DRW Per Stat
6/21/2019	Williams Equipment	158720	81.87	#21300 - Potholing Nozzles For Flush Trucks
6/21/2019	Xerox Corporation	158723	61.26	Monthly Leases
6/21/2019	Zimmerman Metals Inc	158724	976.00	Lift Station B (New pump Install) Adapter Plate Duplication.
6/28/2019	Colorado Dept of Revenue	158731	22.50	Employee Withholding
6/28/2019	Delta Dental Plan of Colo	158732	903.63	Ee Dental Insurance
6/28/2019	Family Support Registry	158733	233.00	Employee Withholding
6/28/2019	Kaiser Permanente	158734	17,630.78	Ee Health Insurance
6/28/2019	Xcel Energy	158738	5,455.44	Electric/Gas Usage

Stormwater Fund

6/21/2019	Xerox Corporation	158723	24.43	Monthly Leases
6/28/2019	Delta Dental Plan of Colo	158732	146.69	Ee Dental Insurance
6/28/2019	Kaiser Permanente	158734	446.46	Ee Health Insurance

Sanitation Fund

6/7/2019	BFI Waste Systems of North America	158504	9,822.49	May 1-15 landfill fee for residential trash disposal
6/7/2019	RSM US LLP	158561	500.00	FY2018 Financial Audit
6/7/2019	Toter Inc	158566	10,104.76	96g EVRII universal/nestable cart. Green body w/blue lid. Serial
6/7/2019	Toter Inc	158566	20,998.09	96g EVRII universal/nestable cart. Green body w/green lid. Serial
6/21/2019	Absolute Graphics	158590	176.57	Apparel
6/21/2019	BFI Waste Systems of North America	158601	11,329.09	May 16-31 landfill fee for residential trash disposal
6/21/2019	BFI Waste Systems of North America	158601	84.51	May 16-31 landfill fees for WWTP
6/21/2019	Cook Collette	158618	12.14	Reimbursement Dumpster Days
6/21/2019	Networkfleet Inc	158677	132.65	May GPS fee for trash trucks
6/21/2019	Rhinehart Oil Co Inc	158691	605.50	Diesel exhaust fluid
6/21/2019	Vermeer Sales & Service of Colorado Inc	158714	4,237.50	Tub grinder rental
6/21/2019	WM Recycle America LLC	158721	8,470.01	April \$55.50/ton fee for residential recycling
6/21/2019	Xerox Corporation	158723	0.08	Monthly Leases
6/28/2019	Delta Dental Plan of Colo	158732	645.45	Ee Dental Insurance
6/28/2019	Kaiser Permanente	158734	11,974.97	Ee Health Insurance
6/28/2019	Xcel Energy	158738	482.88	Electric/Gas Usage

Grand Total	2,481,555.59
--------------------	---------------------

CITY OF NORTHGLENN
MAYOR / CITY COUNCIL
2019 OPERATING EXPENDITURES

DATE	TYPE	VENDOR	TOTAL	Council Wide	COUNCILPERSON								Comment	
					Mayor				Mayor					
					Dodge	Sauers	Leighty	Downing	Brown B	Whitman	Mullica	Esquibel		Willford
General Fund 10														
61100 Professional Services														
02/07/19	Check	Murray Dahl Kuchenmeister & Renaud	3,300.00	3,300.00										Lobbying Services
02/12/19	Check	Hoffmann, Parker, Wilson, & Carberry	14,539.57	14,539.57										City Attorney Fee for January 2019
02/12/19	Check	Hoffmann, Parker, Wilson, & Carberry	3,000.00	3,000.00										Prosecuting Attorney for January 2019
02/19/19	Check	Matthew Sura	1,792.50	1,792.50										Special Attorney Fee
03/08/19	Check	Murray Dahl Kuchenmeister & Renaud	3,300.00	3,300.00										Lobbying Services
03/11/19	Check	Hoffmann, Parker, Wilson, & Carberry	17,174.55	17,174.55										City Attorney Fee for February 2019
03/11/19	Check	Hoffmann, Parker, Wilson, & Carberry	3,000.00	3,000.00										Prosecuting Attorney for February 2019
04/09/19	Check	Murray Dahl Kuchenmeister & Renaud	3,300.00	3,300.00										Lobbying Services
04/09/19	Check	Hoffmann, Parker, Wilson, & Carberry	18,069.65	18,069.65										City Attorney Fee for March 2019
04/09/19	Check	Hoffmann, Parker, Wilson, & Carberry	3,000.00	3,000.00										Prosecuting Attorney for March 2019
04/17/19	Check	Peak Facilitation Group Inc	1,900.00	1,900.00										Work Session facilitator
04/23/19	Check	Jo M Mattoon	3,000.00	3,000.00										Council employee facilitator
04/29/19	Check	Scotty P Krob	838.50	838.50										Special Counsel for legal services
05/06/19	Check	Murray Dahl Kuchenmeister & Renaud	3,300.00	3,300.00										Lobbying Services
05/10/19	Check	Hoffmann, Parker, Wilson, & Carberry	25,681.89	25,681.89										City Attorney Fee for April 2019
05/10/19	Check	Hoffmann, Parker, Wilson, & Carberry	3,000.00	3,000.00										Prosecuting Attorney for April 2019
05/16/19	Check	Widner Juran LLP	9,886.88	9,886.88										Special Counsel for legal services
06/07/19	Check	Matthew M Sura	4,785.00	4,785.00										Special Counsel for legal services
06/11/19	Check	Murray Dahl Kuchenmeister & Renaud	3,300.00	3,300.00										Lobbying Services
06/11/19	Check	Widner Juran LLP	12,564.96	12,564.96										Special Counsel for legal services
06/17/19	Check	Hoffmann, Parker, Wilson, & Carberry	13,019.10	13,019.10										City Attorney Fee for May 2019
06/17/19	Check	Hoffmann, Parker, Wilson, & Carberry	3,000.00	3,000.00										Prosecuting Attorney for May 2019
06/25/19	Check	Scotty P Krob	2,515.50	2,515.50										Special Counsel for legal services
06/27/19	Check	Peak Facilitation Group Inc	1,080.00	1,080.00										Work Session facilitator
		Total Professional Services												
		Actual	158,348.10	158,348.10	-	-	-	-	-	-	-	-	-	-
		Budget	283,000.00	283,000.00	-	-	-	-	-	-	-	-	-	-
		Variance	124,651.90	124,651.90	-	-	-	-	-	-	-	-	-	-
61500 Communication Services														
02/28/19	Pcard	Scudder Press	624.79									312.40	312.39	Ward 4 community meeting post cards
02/28/19	Pcard	Scudder Press	625.15		625.15									Mingle with Mayor post cards
04/30/19	Pcard	Scudder Press	1,365.62					334.17	334.16	348.65	348.64			Ward 2 and Ward 3 community meeting post cards
06/30/19	Pcard	Scudder Press	625.33		625.33									Ward 4 Council Vacancy post cards
		Total Communication Services												
		Actual	3,240.89	625.33	625.15	-	-	334.17	334.16	348.65	348.64	312.40	312.39	
		Budget	20,100.00	20,100.00	-	-	-	-	-	-	-	-	-	-
		Variance	16,859.11	19,474.67	(625.15)	-	-	(334.17)	(334.16)	(348.65)	(348.64)	(312.40)	(312.39)	
61600 Training/Registration														
01/31/19	Pcard	Southwest	204.96										204.96	Women's Conference in New York
01/31/19	Pcard	Colorado Municipal League	110.00					110.00						CML Legislative Workshop
01/31/19	Pcard	National League of Cities	605.00					605.00						Registration fee NLC Conference
02/28/19	Pcard	Southwest	445.00					445.00						NLC conference Washington DC airfare
02/28/19	Pcard	Beaver Run Resort	162.00					162.00						CML conference lodging deposit
02/28/19	Pcard	Beaver Run Resort	162.00									162.00		CML conference lodging deposit
02/28/19	Pcard	Beaver Run Resort	162.00										162.00	CML conference lodging deposit
02/28/19	Pcard	Beaver Run Resort	313.00								313.00			CML conference lodging deposit
02/28/19	Pcard	Beaver Run Resort	313.00			156.50				156.50				CML conference lodging deposit
02/28/19	Pcard	Beaver Run Resort	162.00					162.00						CML conference lodging deposit
02/28/19	Pcard	Beaver Run Resort	162.00											CML conference lodging deposit
02/28/19	Pcard	Beaver Run Resort	162.00						162.00					CML conference lodging deposit
02/28/19	Pcard	Colorado Municipal League	151.00			151.00			162.00					CML conference lodging deposit
02/28/19	Pcard	Southwest	15.00					15.00						NLC conference airfare change
02/28/19	Pcard	Colorado Municipal League	341.00					341.00						CML conference registration
02/28/19	Pcard	Omni Shoreham	332.21					332.21						NLC conference lodging deposit
02/28/19	Pcard	Colorado Municipal League	280.00									280.00		CML conference registration
02/28/19	Pcard	Colorado Municipal League	381.00								381.00			CML conference registration
02/28/19	Pcard	United	536.60					536.60						Women's Conference in Washington DC
02/28/19	Pcard	Colorado Municipal League	471.00					471.00						CML conference registration
02/28/19	Pcard	Colorado Municipal League	471.00						471.00					CML conference registration
02/28/19	Pcard	Colorado Municipal League	295.00										295.00	CML conference registration
03/26/19	Check	Joyce Downing	102.30					102.30						NLC Conference - Washington DC
03/31/19	Pcard	Omni Shoreham	332.21					332.21						NLC Conference - Washington DC
05/30/19	Pcard	Colorado Municipal League	280.00								280.00			CML conference registration
05/30/19	Pcard	Beaver Run Resort	(127.00)					(127.00)						CML conference lodging refund
05/30/19	Pcard	Naleo Educational Fund	600.00					600.00						NALEO conference

CITY OF NORTHGLENN
MAYOR / CITY COUNCIL
2019 OPERATING EXPENDITURES

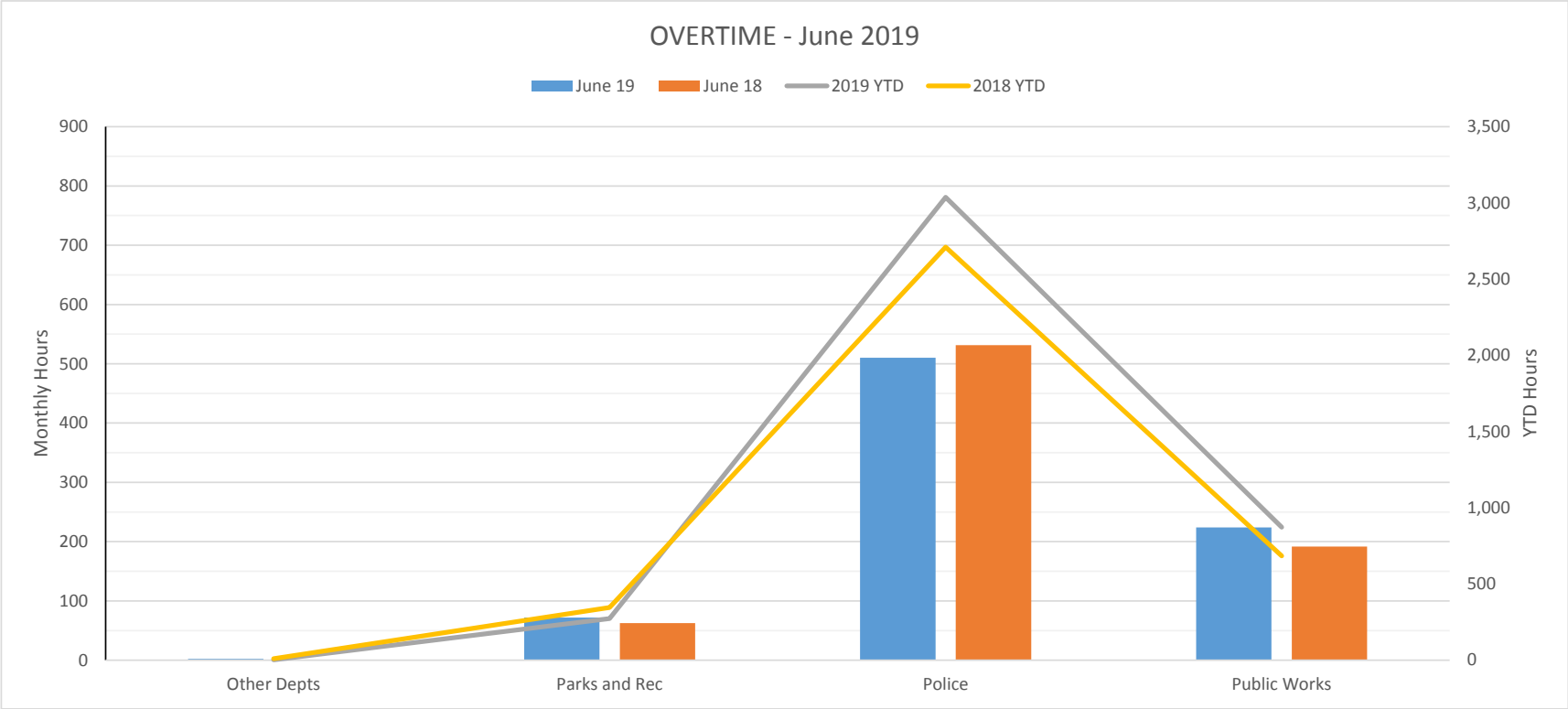
DATE	TYPE	VENDOR	TOTAL	Council Wide	COUNCILPERSON								Comment	
					Mayor				Mayor					
					Dodge	Sauers	Leighty	Downing	Brown B	Whitman	Mullica	Esquibel	Willford	
05/30/19	Pcard	Beaver Run Resort	(278.00)								(278.00)			CML conference lodging refund
06/11/19	Check	Reimburse for CML Cancellation	(85.00)							(85.00)				Reimbursement conference registration / lodging
06/30/19	Pcard	Colorado Municipal League	(381.00)					(381.00)						CML conference registration refund
06/30/19	Pcard	Colorado Municipal League	(230.00)								(230.00)			CML conference registration refund
06/30/19	Pcard	Colorado Municipal League	(421.00)				(421.00)							CML conference registration refund
06/30/19	Pcard	Delta Air	551.50					551.50						Small Cities Conference airfare - South Carolina
06/30/19	Pcard	Beaver Run Resort	(278.00)		(139.00)					(139.00)				CML conference lodging refund
06/30/19	Pcard	Grand Timber Lodge	357.98								357.98			CML conference lodging
06/30/19	Pcard	American Air	370.60				370.60							NALEO conference airfare
06/30/19	Pcard	Beaver Run Resort	371.71									371.71		CML conference lodging
06/30/19	Pcard	Beaver Run Resort	426.17					426.17						CML conference lodging
06/30/19	Pcard	Intercontinental Miami	1,021.88				1,021.88							NALEO conference lodging
06/30/19	Pcard	United	262.60				262.60							ALPAC conference airfare
06/30/19	Pcard	Colorado Municipal League	340.00								340.00			CML conference registration
Total Training/Registration														
	Actual		9,453.72	-	168.50	2,405.68	929.17	2,745.22	633.00	313.50	782.98	813.71	661.96	
	Budget		40,500.00	-	4,500.00	4,500.00	4,500.00	4,500.00	4,500.00	4,500.00	4,500.00	4,500.00	4,500.00	
	Variance		31,046.28	-	4,331.50	2,094.32	3,570.83	1,754.78	3,867.00	4,186.50	3,717.02	3,686.29	3,838.04	
62100 Office Supplies														
02/28/19	Pcard	Office Depot	23.68	23.68										Office supplies-writing pens
05/30/19	Pcard	Office Depot	11.24	11.24										Supplies for travel material
Total Office Supplies														
	Actual		34.92	34.92	-	-	-	-	-	-	-	-	-	
	Budget		200.00	200.00	-	-	-	-	-	-	-	-	-	
	Variance		165.08	165.08	-	-	-	-	-	-	-	-	-	
62300 Operating Supplies														
01/23/19	Check	Absolute Graphics	106.38									106.38		All weather jacket
01/31/19	Pcard	Safeway	39.37	39.37										Meeting snacks for meeting on 1/7/19
01/31/19	Pcard	Cs Grubhub	100.00	100.00										Gift to Council member Mullica
01/31/19	Pcard	Wal-Mart	7.74	7.74										Fruit for meeting on 1/14/19
01/31/19	Pcard	Ds Services	29.04	29.04										Water for general meeting use
02/28/19	Pcard	Wal-Mart	46.56	46.56										Meeting snacks for meeting on 02/11/19
02/28/19	Pcard	Walgreens	25.68	25.68										Meeting snacks
02/28/19	Pcard	Ds Services	61.00	61.00										Water for general meeting use
02/28/19	Pcard	Safeway	30.20	30.20										Meeting snacks
02/28/19	Pcard	Parry's Pizza	240.20	240.20										2019 Legislative Dinner
03/31/19	Pcard	Wal-Mart	25.46	25.46										General meeting snacks
03/31/19	Pcard	Save-A-Lot	7.48	7.48										Fruit and snacks meeting on 3/11/19
03/31/19	Pcard	Scudder Press	4.00	4.00										Thank you poster - Sam Mamet CML
03/31/19	Pcard	Longhorn Steak House	100.00	100.00										Gift for Sam Mamet - CML
03/31/19	Pcard	Cinzetti's	100.00	100.00										Gift for Sam Mamet - CML
03/31/19	Pcard	Ds Services	34.45	34.45										Water for general meeting use
03/31/19	Pcard	Save-A-Lot	67.64									33.82	33.82	Ward 4 community meeting snacks
03/31/19	Pcard	Starbucks	84.75									42.38	42.37	Ward 4 community meeting snacks
03/31/19	Pcard	Wal-Mart	45.08	45.08										General meeting snacks
03/31/19	Pcard	Wal-Mart	62.50	41.30				10.60	10.60					Ward 2 community meeting snacks / general meeting snacks
04/01/31	Pcard	Walgreens	31.16	31.16										General meeting snacks
04/01/31	Pcard	Wal-Mart	20.48	20.48										General meeting snacks
04/01/31	Pcard	Ds Services	34.44	34.44										Water for general meeting use
04/01/31	Pcard	Natural Grocers	21.01	21.01										Fruit and snacks meeting on 4/22/19
04/01/31	Pcard	Safeway	39.80	39.80										Fruit and snacks meeting on 4/29/19
04/01/31	Pcard	Abos Pizza	224.25	224.25										Work session #1 of 3 dinner
05/01/19	Check	Absolute Graphics	36.47										36.47	Logo shirt
05/29/19	Check	Absolute Graphics	104.11								104.11			Logo jacket
05/30/19	Pcard	Atlanta Bread	307.98	307.98										Strategic Planning work session #2
05/30/19	Pcard	Ds Services	69.46	69.46										Water for general meeting use
05/30/19	Pcard	Amazon Marketplace	209.94	209.94										Tableclothes for study session tables
05/30/19	Pcard	Safeway	20.49	20.49										Fruit and cookies meeting on 5/13/19
05/30/19	Pcard	Dj Flowers	125.00	125.00										Flowers to the family of Bill Fischer (city water attorney)
06/18/19	Check	Absolute Graphics	57.12		57.12									Logo pullover
06/18/19	Check	Absolute Graphics	6.79		6.79									Logo t-shirt
06/30/19	Pcard	Target	39.72	39.72										Meeting snacks fruit for meeting on 6/3/19
06/30/19	Pcard	Amazon Marketplace	25.04	25.04										Pride Flag

CITY OF NORTHGLENN
MAYOR / CITY COUNCIL
2019 OPERATING EXPENDITURES

DATE	TYPE	VENDOR	TOTAL	Council Wide	COUNCILPERSON								Comment	
					Mayor				Mayor					
					Dodge	Sauers	Leighty	Downing	Brown B	Whitman	Mullica	Esquibel	Willford	
06/30/19	Pcard	Ds Services	40.74	40.74										Water for general meeting use
06/30/19	Pcard	Wm Supercenter	35.20	35.20										Meeting snacks
06/30/19	Pcard	Cakes by Karen	69.98	69.98										Cake for new Judge Amanda Bailhache
06/30/19	Pcard	Safeway	9.46	9.46										Snacks/fruit meeting on 6/17/19
06/30/19	Pcard	In *custom Flag Company	30.50	30.50										Pride Flag
06/30/19	Pcard	Wal-Mart	5.07	5.07										Fruit for meeting on 6/24/19
Total Operating Supplies														
		Actual	2,781.74	2,297.28	63.91	-	-	10.60	10.60	-	104.11	182.58	112.66	
		<i>Budget</i>	<i>12,000.00</i>	<i>-</i>	<i>1,333.33</i>	<i>1,333.33</i>	<i>1,333.33</i>	<i>1,333.33</i>	<i>1,333.33</i>	<i>1,333.33</i>	<i>1,333.33</i>	<i>1,333.33</i>	<i>1,333.36</i>	
		<i>Variance</i>	<i>9,218.26</i>	<i>(2,297.28)</i>	<i>1,269.42</i>	<i>1,333.33</i>	<i>1,333.33</i>	<i>1,322.73</i>	<i>1,322.73</i>	<i>1,333.33</i>	<i>1,229.22</i>	<i>1,150.75</i>	<i>1,220.70</i>	
68100 Dues/Fees														
01/04/19	Check	Colorado Municipal League	21,279.00	21,279.00										Membership Dues
01/09/19	Check	Civic Results	3,095.52	3,095.52										Membership Dues
01/11/19	Check	Rocky Mountain Climate Organization	5,000.00	5,000.00										Membership Dues
01/23/19	Check	Adams County Education Consortium	850.00	850.00										Membership Dues
02/08/19	Check	City of Westminster	1,200.00	1,200.00										NATA Dues
02/20/19	Check	Regional Air Quality Council	2,000.00	2,000.00										RAQC Dues
03/04/19	Check	Colorado Municipal League	(638.38)	(638.38)										2019 CML Rebate
03/25/19	Check	Adams County Economic Development	11,357.00	11,357.00										Membership Dues
03/25/19	Check	Denver Regional Council of Governments	3,900.00	3,900.00										Membership Dues
04/29/19	Check	Colorado Legal Services	12,000.00	12,000.00										Pilot program Colorado Legal services Resolution 19-35
06/10/19	Check	Colorado Legal Services	(12,000.00)	(12,000.00)										Pilot program Colorado Legal services Resolution 19-35
06/24/19	Check	Denver Regional Council of Governments	3,900.00	3,900.00										Membership Dues
Total Dues/Fees														
		Actual	51,943.14	51,943.14	-	-	-	-	-	-	-	-	-	
		<i>Budget</i>	<i>84,000.00</i>	<i>84,000.00</i>	<i>-</i>	<i>-</i>	<i>-</i>	<i>-</i>	<i>-</i>	<i>-</i>	<i>-</i>	<i>-</i>	<i>-</i>	
		<i>Variance</i>	<i>32,056.86</i>	<i>32,056.86</i>	<i>-</i>	<i>-</i>	<i>-</i>	<i>-</i>	<i>-</i>	<i>-</i>	<i>-</i>	<i>-</i>	<i>-</i>	
68200 Grants/Donations														
02/12/19	Check	Northglenn Historic Preservation	5,000.00	5,000.00										Annual allocation to the Stonehocker House
03/26/19	Check	Northglenn High School	1,000.00	1,000.00										Ralston House
03/31/19	Pcard	Co Arvada Accts Rec	1,250.00	1,250.00										Per capita allocation
04/03/19	Check	Northglenn Arts and Humanities	77,362.00	77,362.00										
04/30/19	Pcard	Five Star Foundation	2,500.00	2,500.00										
04/30/19	Pcard	Paypal	500.00	500.00										Ralston House Pinwheel Garden
05/30/19	Pcard	Latinas First Foundation	1,000.00	1,000.00										
06/14/19	Check	Smart Commute Metro North	1,000.00	1,000.00										
06/24/19	Check	Ralston House	16,247.00	16,247.00										IGA original allocation balance amount given back to Ralston House
Total Grant/Donations														
		Actual	105,859.00	105,859.00	-	-	-	-	-	-	-	-	-	
		<i>Budget</i>	<i>113,905.00</i>	<i>113,905.00</i>	<i>-</i>	<i>-</i>	<i>-</i>	<i>-</i>	<i>-</i>	<i>-</i>	<i>-</i>	<i>-</i>	<i>-</i>	
		<i>Variance</i>	<i>8,046.00</i>	<i>8,046.00</i>	<i>-</i>	<i>-</i>	<i>-</i>	<i>-</i>	<i>-</i>	<i>-</i>	<i>-</i>	<i>-</i>	<i>-</i>	
68900 Contingency														
Total Contingency														
		Actual	-	-	-	-	-	-	-	-	-	-	-	
		<i>Budget</i>	<i>50,000.00</i>	<i>50,000.00</i>	<i>-</i>	<i>-</i>	<i>-</i>	<i>-</i>	<i>-</i>	<i>-</i>	<i>-</i>	<i>-</i>	<i>-</i>	
		<i>Variance</i>	<i>50,000.00</i>	<i>50,000.00</i>	<i>-</i>	<i>-</i>	<i>-</i>	<i>-</i>	<i>-</i>	<i>-</i>	<i>-</i>	<i>-</i>	<i>-</i>	
General Fund 10 Totals														
		Actual	331,661.51	319,107.77	857.56	2,405.68	929.17	3,089.99	977.76	662.15	1,235.73	1,308.69	1,087.01	
		<i>Budget</i>	<i>603,705.00</i>	<i>551,205.00</i>	<i>5,833.33</i>	<i>5,833.33</i>	<i>5,833.33</i>	<i>5,833.33</i>	<i>5,833.33</i>	<i>5,833.33</i>	<i>5,833.33</i>	<i>5,833.33</i>	<i>5,833.36</i>	
		<i>Variance</i>	<i>272,043.49</i>	<i>232,097.23</i>	<i>4,975.77</i>	<i>3,427.65</i>	<i>4,904.16</i>	<i>2,743.34</i>	<i>4,855.57</i>	<i>5,171.18</i>	<i>4,597.60</i>	<i>4,524.64</i>	<i>4,746.35</i>	

CITY OF NORTHGLENN
MAYOR / CITY COUNCIL
2019 OPERATING EXPENDITURES

DATE	TYPE	VENDOR	TOTAL	Council Wide	COUNCILPERSON								Comment	
					Mayor				Mayor					
					Dodge	Sauers	Leighty	Downing	Brown B	Whitman	Mullica	Esquibel	Willford	
Water Fund 50														
61100 Professional Services														
02/12/19	Check	Kaplan Kirsch & Rockwell	3,218.50	3,218.50										Water / Wastewater Attorney
05/10/19	Check	Hoffmann, Parker, Wilson, & Carberry	74.00	74.00										City Attorney Fee for April 2019
06/17/19	Check	Hoffmann, Parker, Wilson, & Carberry	721.50	721.50										City Attorney Fee for May 2019
Total Professional Services														
	Actual		4,014.00	4,014.00	-	-	-	-	-	-	-	-	-	
	Budget		60,000.00	60,000.00	-	-	-	-	-	-	-	-	-	
	Variance		55,986.00	55,986.00	-	-	-	-	-	-	-	-	-	
Water Fund 50 Totals														
	Actual		4,014.00	4,014.00	-	-	-	-	-	-	-	-	-	
	Budget		60,000.00	60,000.00	-	-	-	-	-	-	-	-	-	
	Variance		55,986.00	55,986.00	-	-	-	-	-	-	-	-	-	



CITY OF NORTHGLENN
Capital Improvement Program

Project Description	2019 Adopted Budget	YTD June 2019 Actuals		2020 Estimate	2021 Estimate	2022 Estimate	2023 Estimate	5-Year Total	Funding Source
		YTD Expenditures	Amount Remaining						
CONSERVATION TRUST FUND									
Greenway Trail Replacement	\$ 50,000	\$ -	\$ 50,000	\$ 200,000	\$ 50,000	\$ 50,000	\$ 50,000	\$ 400,000	CTF
Sensory Playground Repair	250,000	-	250,000	-	-	-	-	250,000	CTF
Kiwanis Splash Pad	274,032	169,691	104,341	-	-	-	-	274,032	CTF
Kiwanis Splash Pad - Grant	178,980	192,544	(13,564)	-	-	-	-	178,980	CTF
NW Open Space Facility Improvement	1,319,565	369,858	949,707	-	-	-	-	1,319,565	CTF
Jaycee Ballfield Lights	-	-	-	220,000	-	-	-	220,000	CTF
Bocce Ball Court	-	-	-	-	20,000	-	-	20,000	CTF
Total	\$ 2,072,577	\$ 732,093	\$ 1,340,484	\$ 420,000	\$ 70,000	\$ 50,000	\$ 50,000	\$ 2,662,577	

CITY OF NORTHGLENN
Capital Improvement Program

Project Description	2019 Adopted Budget	YTD June 2019 Actuals		2020 Estimate	2021 Estimate	2022 Estimate	2023 Estimate	5-Year Total	Funding Source
		YTD Expenditures	Amount Remaining						
CDBG FUND									
Bicycle & Pedestrian	\$ 224,091	\$ -	\$ 224,091	\$ 200,000	\$ 200,000	\$ 200,000	\$ 200,000	\$ 1,024,091	CDBG
Total	\$ 224,091	\$ -	\$ 224,091	\$ 200,000	\$ 200,000	\$ 200,000	\$ 200,000	\$ 1,024,091	

CITY OF NORTHGLENN
Capital Improvement Program

Project Description	2019 Adopted Budget	YTD June 2019 Actuals		2020 Estimate	2021 Estimate	2022 Estimate	2023 Estimate	5-Year Total	Funding Source
		YTD Expenditures	Amount Remaining						
CAPITAL PROJECTS FUND									
Emergency Park Repairs	\$ 25,000	\$ -	\$ 25,000	\$ 25,000	\$ 25,000	\$ 25,000	\$ 25,000	\$ 125,000	ADCOO
NWOS Facilities Improvement	52,288	14,237	38,051	-	-	-	-	52,288	ADCOO
NWOS Facilities Improvement	19,341	15,777	3,564	-	-	-	-	19,341	GRANT
NWOS Phase I	1,313,398	849,402	463,996	-	-	-	-	1,313,398	ADCOO
Parks Barn Replacement	12,644	12,643	1	-	-	-	-	12,644	1/2% Sales Tax
Tennis Court Repair & Construction	250,000	-	250,000	-	-	-	-	250,000	ADCOO
ADCO Wyco Tennis Court Repair	300,000	-	300,000	-	-	-	-	300,000	ADCOO
Kiwanis Bath House Renovation	511,809	403,487	108,322	-	-	-	-	511,809	ADCOO
Kiwanis Bath House Renovation	477,468	201,284	276,184	-	-	-	-	477,468	GRANT
E.B. Rains Renovation	-	-	-	-	750,000	-	-	750,000	ADCOO
Residential Street Program	751,350	27,672	723,678	750,000	750,000	750,000	750,000	3,751,350	ADCOT
Traffic Signal Program	211,892	58,125	153,767	100,000	100,000	100,000	100,000	611,892	ADCOT
Concrete Program	100,000	-	100,000	100,000	100,000	100,000	100,000	500,000	ADCOT
Huron Street Rehabilitation	-	-	-	600,000	1,200,000	-	-	1,800,000	4.000 MILLS
120th Ave Widening Design	-	11,485	(11,485)	500,000	-	-	-	500,000	1/2% Sales Tax
School Zone Safety Assessment	231,273	58	231,215	50,000	100,000	50,000	100,000	531,273	GENERAL
Civic Center Master Plan project	12,535,539	732,559	11,802,980	8,000,000	-	-	-	20,535,539	1/2% Sales Tax
Justice Center	-	-	-	1,465,519	1,465,769	1,464,269	1,466,019	5,861,576	1/2% Sales Tax
Ralston House Development	2,549	2,549	-	-	-	-	-	2,549	GENERAL
112th North Metro Rail	738,249	244,378	493,871	-	-	-	-	738,249	GENERAL
112th North Metro Rail	143,448	49,632	93,816	-	-	-	-	143,448	GRANT
South Huron Landscape	220,194	151,139	69,055	-	-	-	-	220,194	4.000 MILLS
City Hall Space Assessment	375,000	12,595	362,405	-	-	-	-	375,000	GENERAL
City Hall Roof Replacement	237,788	104,042	133,746	-	-	-	-	237,788	GENERAL
Traffic Calming Improvements-Melody Dr	1,000,000	-	1,000,000	-	-	-	-	1,000,000	4.000 MILLS
I-25/120th Bridge Painting	460,607	-	460,607	-	-	-	-	460,607	GENERAL
Grant St Median Modifications	119,514	-	119,514	-	-	-	-	119,514	GENERAL
Total	\$ 20,089,351	\$ 2,891,064	\$ 17,198,287	\$ 11,590,519	\$ 4,490,769	\$ 2,489,269	\$ 2,541,019	\$ 41,200,927	

CITY OF NORTHGLENN
Capital Improvement Program

Project Description	2019 Adopted Budget	YTD June 2019 Actuals		2020 Estimate	2021 Estimate	2022 Estimate	2023 Estimate	5-Year Total	Funding Source
		YTD Expenditures	Amount Remaining						
WATER FUND									
Water Line Replacement	\$ 369,592	\$ 157,796	\$ 211,796	\$ 100,000	\$ 100,000	\$ 100,000	\$ 100,000	\$ 769,592	WF
Standley Lake Pipeline	150,000	150,000	-	150,000	150,000	150,000	150,000	750,000	WF
Berthoud Pass Ditch Maintenance	50,000	-	50,000	-	-	-	-	50,000	1/2% Tax
North Low Zone Tank Painting	-	-	-	275,000	-	-	-	275,000	WF
Terminal Reservoir Phase II	1,266,737	726,366	540,371	-	-	-	-	1,266,737	WF
WTP Filter Media Replacement	185,000	-	185,000	-	-	-	-	185,000	WF
Lab Information Management	173,926	-	173,926	-	-	-	-	173,926	WF
WTP Clarifier Rehabilitation	722,456	600,527	121,929	-	-	-	-	722,456	WF
WTP Waste Handling Improvements	-	-	-	300,000	2,700,000	-	-	3,000,000	WF
Filter to Waste Automation	-	-	-	180,000	-	-	-	180,000	WF
Total	\$ 2,917,711	\$ 1,634,689	\$ 1,283,022	\$ 1,005,000	\$ 2,950,000	\$ 250,000	\$ 250,000	\$ 7,372,711	

CITY OF NORTHGLENN
Capital Improvement Program

Project Description	2019 Adopted Budget	YTD June 2019 Actuals		2020 Estimate	2021 Estimate	2022 Estimate	2023 Estimate	5-Year Total	Funding Source
		YTD Expenditures	Amount Remaining						
WASTEWATER FUND									
Collection System Rehab	313,503	56,345	257,158	250,000	250,000	250,000	250,000	1,313,503	WWF
Bunker Hill Lift Station	2,090,528	94,488	1,996,040	-	-	-	-	2,090,528	WWF
Lift Station B Assessment	-	-	-	250,000	-	-	-	250,000	WWF
WWTP Headworks & Clarifier	83,333	353,774	(270,441)	-	-	-	-	83,333	WWF
WWTP UV Upgrades	818,208	556,491	261,717	-	-	-	-	818,208	WWF
Lift Station A & Forcemain Replacement	500,000	4,544	495,456	3,000,000	25,000,000	-	-	28,500,000	WWF
Lift Station Flow Meters	-	-	-	500,000	-	-	-	500,000	WWF
Total	\$ 3,805,572	\$ 1,065,642	\$ 2,739,930	\$ 4,000,000	\$ 25,250,000	\$ 250,000	\$ 250,000	\$ 33,555,572	

CITY OF NORTHGLENN
Capital Improvement Program

Project Description	2019 Adopted Budget	YTD June 2019 Actuals		2020 Estimate	2021 Estimate	2022 Estimate	2023 Estimate	5-Year Total	Funding Source
		YTD Expenditures	Amount Remaining						
STORMWATER FUND									
Grange Hall Creek MDP & FHAD	\$ 70,000	\$ -	\$ 70,000	\$ -	\$ -	\$ -	\$ -	\$ 70,000	SWF
Storm Drainage System Improvement	195,000	-	195,000	100,000	100,000	100,000	100,000	595,000	SWF
Total	\$ 265,000	\$ -	\$ 265,000	\$ 100,000	\$ 100,000	\$ 100,000	\$ 100,000	\$ 665,000	
CITY-WIDE TOTAL	\$ 29,374,302	\$ 6,323,488	\$ 23,050,814	\$ 17,315,519	\$ 33,060,769	\$ 3,339,269	\$ 3,391,019	\$ 86,480,878	

Executed Contracts (below \$50,000) for June 2019

<u>Vendor</u>	<u>Contract Executed Date</u>	<u>Contract Dates Start</u>	<u>Contract Dates End</u>	<u>Total Amount</u>	<u>Purpose</u>
CRW, Inc.	6/4/2019			\$ 8,730.00	Change Order #1 - 2019-019 - City Hall Roof Replacement
Krische Construction, Inc.	6/18/2019			\$ 34,667.79	Change Order #3 - 2018-099 - Kiwanis Bath House Replacement & Splash Pad Addition
Patrick Day	6/18/2019			\$ -	Police Department Trainee Reimbursement Agreement
Jacob Ellingsworth	6/18/2019			\$ -	Police Department Trainee Reimbursement Agreement
Michael Horner	6/18/2019			\$ -	Police Department Trainee Reimbursement Agreement
Nathaniel Thompson	6/18/2019			\$ -	Police Department Trainee Reimbursement Agreement
Jeremiah Schoepflin	6/19/2019			\$ -	Police Department Trainee Reimbursement Agreement
Jamaris Williams	6/19/2019			\$ -	Police Department Trainee Reimbursement Agreement
ALM2S	6/25/2019			\$ 9,000.00	2019-063 City Hall Space Assessment Reevaluation
ECl Site Construction	6/26/2019			\$ 78,321.06	Change Order #5 - 2018-098 - Northwest Open Space Renovation - Phase 1
				<u>\$ 130,718.85</u>	