October 2021

Monthly Financial Packet

City of Northglenn

Financial Packet

Packet Contents

Description	Page #
Executive Summary	1
Financial Statements	2
Cash and Investments	8
Marketplace Sales Tax History Chart	9
Citywide Sales Tax History Chart	10
Geographic Code Tax Data	11
Accounts Payable Disbursement Listing	12
City Council Operating Expenditures	19
Overtime Report	23
CIP Report	24
Summary of Executed Contracts	30

CITY OF
Northglenn

City of Northglenn
Interim Financial Statements
For the Period Ending
October 2021

Executive Summary:

- Sales and Use Tax
  - Year-to-date sales and use taxes are up 23.6% compared to the previous year, and 15.2% over 2019.
  - Auto Use Tax +35.6%; Sales Tax +22.8%; Food Tax +3.1%; Marijuana Tax +4.8%

- General Fund
  - Revenues within the fund total $24,806,262, an increase over last year's collections by 18.0% or $3,779,065. Building permits and use tax have realized substantial increases due to the construction at Karl's Farm. Revenue shortfalls are seen in intergovernmental, charges for services, and investment earnings. These have been caused by the one-time CARES funding in 2020, fewer building plan reviews, and declines in market interest rates, respectively.
  - Expenditures total $221,33,081 accounting for 80.4% of the annual appropriation. Spending within the fund is consistent with the planned budget, except for permit processing fees which are up 74% due to Karl's Farm, and higher than expected claims.

- Water Fund
  - Revenues total $12,572,619. This is an increase of 22.0% or $2,263,368 when compared to the prior year due to tap fees at Karl's Farm. Revenue restricted for water resources are $2,581,464, up 30.7% versus the prior year. Restricted revenue for debt service, which comes from the food for home consumption sales tax is up 3.1%, and totals $928,475 year-to-date.
  - Expenditures within the Water Fund total $6,035,974 and account for 37.9% of the annual appropriation. Fund expenditures decreased by $316,997 or 5.0% when compared to the same period of 2020 due to a water rights purchase, offset by increased meter purchases in 2021 for Karl's Farm.

- Wastewater Fund
  - Revenues total $6,063,092. This is an increase of approximately 23.8% or $972,627 as compared to the prior year due to developer contributions and tap fees at Karl's Farm.
  - Operating expenditures within the fund total $15,725,812 and account for 45.4% of the annual appropriation. Fund expenditures increased by $11,447,669 or 267.6% when compared to the same period of 2020 largely due to the construction of Lift Station A and Force Main.
  - Other financing sources/uses were for the issuance of the 2021 Wastewater Revenue Bonds to fund the Lift Station A and Force Main project.

- Stormwater Fund
  - Revenues within the fund total $436,695, an increase from last year by approximately 24.0% or $84,448, due to tap fees at Karl's Farm.
  - Expenditures total $158,960 and account for 24.1% of the annual appropriation. Fund expenditures increased by $82,848 or 108.9% when compared to the same period of 2020 due to consulting costs and capital outlay.

- Sanitation Fund
  - Revenues total $1,514,891, an increase of $1,681 or 0.1% from the same period last year.
  - Expenditures within the fund total $1,210,591 and account for 60.1% of the annual appropriation. Spending within the fund is down 30.2% or $522,882 lower than this time last year due to capital outlay.

Revenue Report
October 31, 2021
General Fund

	2021 Adopted Budget	Actual as of October 31, 2021	Over/(Under) Budget	Collection Rate	Prior Year Actual as of October 31, 2020	Over/(Under) Prior Year	Percent Difference
Taxes							
Property Taxes	$ 3,616,905	$ 3,549,815	$ (67,090)	98.15%	$ 3,516,506	$ 33,309	0.95%
Sales Taxes	13,845,737	12,405,666	(1,440,071)	89.60%	9,959,599	2,446,067	24.56%
Use Tax	2,569,785	3,444,131	874,346	134.02%	1,793,250	1,650,881	92.06%
Other Tax	305,518	283,973	(21,545)	92.95%	143,389	140,584	98.04%
Total Taxes*	**20,337,945**	**19,683,585**	**(654,360)**	**96.78%**	**15,412,744**	**4,270,841**	**27.71%**
Intergovernmental Revenues	2,206,197	1,516,505	(689,692)	**68.74%**	2,488,217	(971,712)	**-39.05%**
Licenses and Permits	838,695	1,067,941	229,246	**127.33%**	574,611	493,330	**85.85%**
Charges for Services	2,330,131	1,586,676	(743,455)	**68.09%**	1,604,897	(18,221)	**-1.14%**
Fines and Forfeitures	600,000	585,620	(14,380)	**97.60%**	460,533	125,087	**27.16%**
Investment Earnings	425,000	205,800	(219,200)	**48.42%**	339,746	(133,946)	**-39.43%**
Other Revenues	157,000	160,135	3,135	**102.00%**	129,820	30,315	**23.35%**
Total Revenues	**26,894,968**	**24,806,262**	**(2,088,706)**	**92.23%**	**21,010,568**	**3,795,694**	**18.07%**
Other Financing Sources	-	-	-	**N/A**	16,629	(16,629)	**-100.00%**
Total General Fund Revenues	**$ 26,894,968**	**$ 24,806,262**	**$ (2,088,706)**	**92.23%**	**$ 21,027,197**	**$ 3,779,065**	**17.97%**

*Due to normal collection cycles, the tax revenues presented in the above statement represent amounts collected as of the prior month and not of that of the period being reported.

Expenditure Report
October 31, 2021
General Fund

	2021 Adopted Budget	Actual as of October 31, 2021	Over/(Under) Budget	Spending Rate	Prior Year Actual as of October 31, 2020	Over/(Under) Prior Year	Percent Difference
Legislative	$ 739,189	500,695	$ (238,494)	**67.74%**	$ 777,358	$ (276,663)	**-35.59%**
City Manager	3,185,914	1,975,330	(1,210,584)	**62.00%**	1,828,894	146,436	**8.01%**
City Clerk	451,500	282,444	(169,056)	**62.56%**	279,122	3,322	**1.19%**
Human Resources	808,175	787,557	(20,618)	**97.45%**	691,842	95,715	**13.83%**
Technology	1,024,455	857,003	(167,452)	**83.65%**	756,241	100,762	**13.32%**
Finance	521,644	446,852	(74,792)	**85.66%**	391,181	55,671	**14.23%**
Planning & Development	1,489,302	1,476,628	(12,674)	**99.15%**	1,321,391	155,237	**11.75%**
Parks, Recreation and Cultural	4,898,022	3,658,202	(1,239,820)	**74.69%**	3,210,277	447,925	**13.95%**
Police	11,520,644	9,494,550	(2,026,094)	**82.41%**	8,621,763	872,787	**10.12%**
Public Works	2,773,524	2,261,062	(512,462)	**81.52%**	2,328,748	(67,686)	**-2.91%**
Total Operating Expenditures	**27,412,369**	**21,740,323**	**(5,672,046)**	**79.31%**	**20,206,817**	**1,533,506**	**7.59%**
Other Financing Uses	125,000	392,758	267,758	**314.21%**	4,882,224	(4,489,466)	**-91.96%**
Total General Fund Expenditures	**$ 27,537,369**	**$ 22,133,081**	**$ (5,404,288)**	**80.37%**	**$ 25,089,041**	**$ (2,955,960)**	**-11.78%**

Revenue and Expenditure Report
October 31, 2021
Water Fund

	2021 Adopted Budget	Actual as of October 31, 2021	Over/(Under) Budget	Collection/ Spending Rates	Prior Year Actual as of October 31, 2020	Current Year Over/(Under) Prior Year	Percent Difference
Revenues							
Water Charges	$ 8,380,600	$ 8,881,943	$ 501,343	**105.98%**	$ 7,161,696	$ 1,720,247	**24.02%**
Water Resources Revenue	2,740,900	2,581,464	(159,436)	**94.18%**	1,975,517	605,947	**30.67%**
Debt Service Revenue	1,334,000	928,475	(405,525)	**69.60%**	900,962	27,513	**3.05%**
Intergovernmental Revenue	-	-	-	**N/A**	23,617	(23,617)	**-100.00%**
Investment Earnings	426,000	188,750	(237,250)	**44.31%**	239,890	(51,140)	**-21.32%**
Miscellaenous Revenue	-	(8,013)	(8,013)	**N/A**	7,569	(15,582)	**-205.87%**
Total Water Fund Revenues	**12,881,500**	**12,572,619**	**(308,881)**	**97.60%**	**10,309,251**	**2,263,368**	**21.95%**
Expenditures							
Operating Expenditures	6,652,889	5,110,965	(1,541,924)	**76.82%**	4,366,366	744,599	**17.05%**
Capital Outlay	6,668,768	723,123	(5,945,645)	**10.84%**	488,293	234,830	**48.09%**
Water Resources Expenditures	1,600,000	185,664	(1,414,336)	**11.60%**	1,474,188	(1,288,524)	**-87.41%**
Debt Service Expenditures	1,014,760	16,222	(998,538)	**1.60%**	24,124	(7,902)	**-32.76%**
Total Water Fund Expenditures	**15,936,417**	**6,035,974**	**(9,900,443)**	**37.88%**	**6,352,971**	**(316,997)**	**-4.99%**
Other Financing Sources / (Uses)	-	(4,498)	(4,498)	**N/A**	15,461	(19,959)	**-129.09%**
Revenues Over/(Under) Expenditures	**$ (3,054,917)**	**$ 6,532,147**	**$ 9,591,562**	**N/A**	**$ 3,971,741**	**$ 2,560,406**	**64.47%**

Operating Revenue:							
Water Usage	*$ 8,022,000*	$ 6,654,896	*$ (1,367,104)*	**82.96%**	*$ 7,037,486*	*$ (382,590)*	**-5.44%**
Water Resources Revenue:							
*Non-Food Sales/Use Tax**	*$ 2,740,900*	$ 2,581,464	*$ (159,436)*	**94.18%**	$ 1,975,517	*$ 605,947*	**30.67%**
Debt Service:							
*Food Taxes**	*$ 1,334,000*	*$ 928,475*	*$ (405,525)*	**69.60%**	*$ 900,962*	*$ 27,513*	**3.05%**

*Due to normal collection cycles, the tax revenues presented in the above statement represent amounts collected as of the prior month and not of that of the period being reported.

Revenue and Expenditure Report
October 31, 2021
Wastewater Fund

	2021 Adopted Budget	Actual as of October 31, 2021	Over/(Under) Budget	Collection/ Spending Rates	Prior Year Actual as of October 31, 2020	Current Year Over/(Under) Prior Year	Percent Difference
Revenues							
Wastewater Charges	$ 5,092,000	$ 4,299,928	$ (792,072)	**84.44%**	$ 3,596,620	$ 703,308	**19.55%**
Investment Earnings	122,500	40,881	(81,619)	**33.37%**	62,043	(21,162)	**-34.11%**
Contributions	-	713,501	713,501	**N/A**	412,287	301,214	**73.06%**
Miscellaneous Revenue	-	8,782	8,782	**N/A**	19,515	(10,733)	**-55.00%**
Total Wastewater Fund Revenues	**5,214,500**	**5,063,092**	**(151,408)**	**97.10%**	**4,090,465**	**972,627**	**23.78%**
Expenditures							
Operating Expenditures	3,321,527	2,144,049	(1,177,478)	**64.55%**	2,466,104	(322,055)	**-13.06%**
Capital Outlay	30,260,015	13,311,034	(16,948,981)	**43.99%**	1,812,039	11,498,995	**634.59%**
Debt Service Expenditures	1,097,636	270,729	(826,907)	**24.66%**	-	270,729	**N/A**
Total Wastewater Fund Expenditures	**34,679,178**	**15,725,812**	**(18,953,366)**	**45.35%**	**4,278,143**	**11,447,669**	**267.59%**
Other Financing Sources / (Uses)	-	26,642,299	26,642,299	**N/A**	(30,500)	26,672,799	**N/A**
Revenues Over/(Under) Expenditures	**$ (29,464,678)**	**$ 15,979,579**	**$ 45,444,257**	**N/A**	**$ (218,178)**	**$ 16,197,757**	**N/A**

Revenue and Expenditure Report
October 31, 2021
Stormwater Fund

	2021 Adopted Budget	Actual as of October 31, 2021	Over/(Under) Budget	Collection/ Spending Rates	Prior Year Actual as of October 31, 2020	Current Year Over/(Under) Prior Year	Percent Difference
Revenues							
Stormwater Charges	$ 449,000	$ 423,575	$ (25,425)	94.34%	$ 338,814	$ 84,761	25.02%
Investment Earnings	9,000	10,419	1,419	115.77%	12,616	(2,197)	-17.41%
Miscellaneous Revenue	-	2,701	2,701	N/A	817	1,884	230.60%
Total Stormwater Revenues	**458,000**	**436,695**	**(21,305)**	**95.35%**	**352,247**	**84,448**	**23.97%**
Expenditures							
Stormwater Collection	176,843	102,950	(73,893)	58.22%	76,112	26,838	35.26%
Capital Outlay	482,555	56,010	(426,545)	11.61%	-	56,010	N/A
Total Stormwater Expenditures	**659,398**	**158,960**	**(500,438)**	**24.11%**	**76,112**	**82,848**	**108.85%**
Revenues Over/(Under) Expenditures	**$ (201,398)**	**$ 277,735**	**$ 479,133**	**N/A**	**$ 276,135**	**$ 1,600**	**0.58%**

Revenue and Expenditure Report
October 31, 2021
Sanitation Fund

	2021 Adopted Budget	Actual as of October 31, 2021	Over/(Under) Budget	Collection/ Spending Rates	Prior Year Actual as of October 31, 2020	Current Year Over/(Under) Prior Year	Percent Difference
Revenues							
Trash Charges	$ 1,858,000	$ 1,454,110	$ (403,890)	**78.26%**	$ 1,441,481	$ 12,629	**0.88%**
Recycling Revenue	13,000	19,875	6,875	**152.88%**	11,671	8,204	**70.29%**
Polycart Revenue	18,000	22,160	4,160	**123.11%**	24,046	(1,886)	**-7.84%**
Intergovernmental Revenue	-	-	-	**N/A**	-	-	**N/A**
Investment Earnings	70,000	18,483	(51,517)	**26.40%**	35,996	(17,513)	**-48.65%**
Miscellaneous Revenue	-	263	263	**N/A**	16	247	**1543.75%**
Total Sanitation Revenues	1,959,000	1,514,891	(444,109)	**77.33%**	1,513,210	1,681	**0.11%**
Expenditures							
Solid Waste Collection	1,493,540	1,210,591	(282,949)	**81.06%**	1,156,825	53,766	**4.65%**
Capital Outlay	520,000	-	(520,000)	**0.00%**	576,648	(576,648)	**-100.00%**
Total Sanitation Expenditures	2,013,540	1,210,591	(802,949)	**60.12%**	1,733,473	(522,882)	**-30.16%**
Other Financing Sources / (Uses)	-	(7,496)	(7,496)	**N/A**	(786)	(6,710)	**N/A**
Revenues Over/(Under) Expenditures	**$ (54,540)**	**$ 296,804**	**$ 351,344**	**N/A**	**$ (221,049)**	**$ 517,853**	**N/A**

Cash & Investments
2021

	January	February	March	April	May	June	July	August	September	October	November	December
General Fund	$22,033,523	$22,002,907	$23,124,741	$22,745,071	$23,535,962	$30,452,775	$26,271,402	$26,702,244	$26,963,831	$26,729,139		
CTF	$731,619	$732,468	$841,936	$842,393	$843,084	$980,258	$980,835	$982,226	$1,088,782	$1,088,458		
CDBG	($57,725)	($2,886)	$0	$0	$0	$0	$0	$0	$0	$0		
Capital Projects Fund	$28,313,056	$32,360,055	$30,600,761	$34,329,010	$34,950,866	$34,541,187	$33,988,088	$35,877,968	$34,472,757	$35,455,973		
Water Fund	$20,708,776	$20,664,619	$20,861,202	$21,225,636	$21,872,793	$22,959,577	$23,594,011	$25,472,209	$26,284,479	$27,418,669		
Wastewater Fund	$4,233,000	$3,935,525	$3,790,831	$3,588,466	$2,542,777	$921,880	$1,484,608	$3,096,878	$2,675,338	$3,280,589		
Stormwater Fund	$1,134,769	$1,145,723	$1,183,319	$1,207,501	$1,240,276	$1,297,596	$1,324,932	$1,400,473	$1,380,409	$1,419,187		
Sanitation Fund	$2,048,856	$2,112,395	$2,183,397	$2,197,199	$2,250,975	$2,299,343	$2,275,501	$2,350,818	$2,348,848	$2,386,189		
Total	**$79,145,874**	**$82,950,806**	**$82,586,188**	**$86,135,276**	**$87,236,732**	**$93,452,616**	**$89,919,378**	**$95,882,817**	**$95,214,445**	**$97,778,204**	**$0**	**$0**

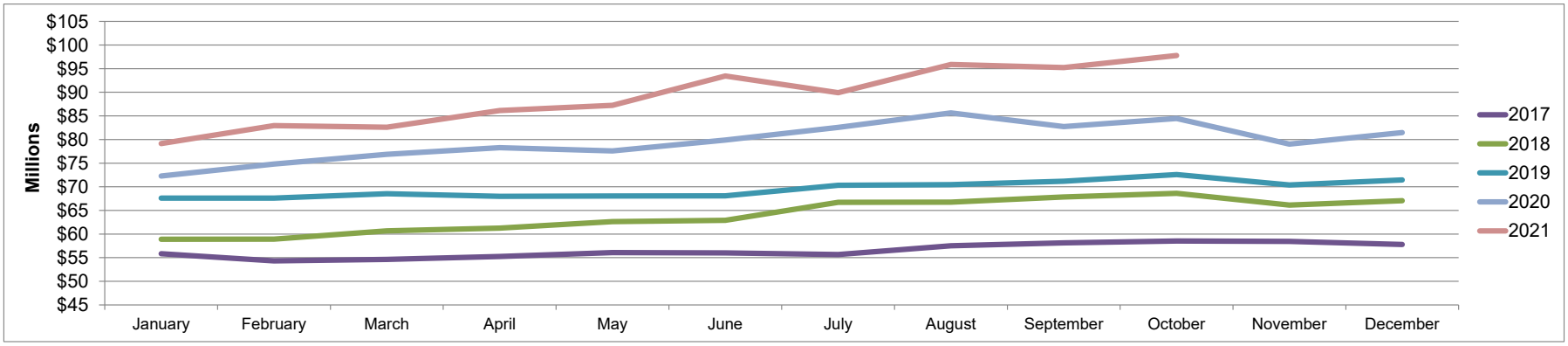

Marketplace Sales Tax History Chart

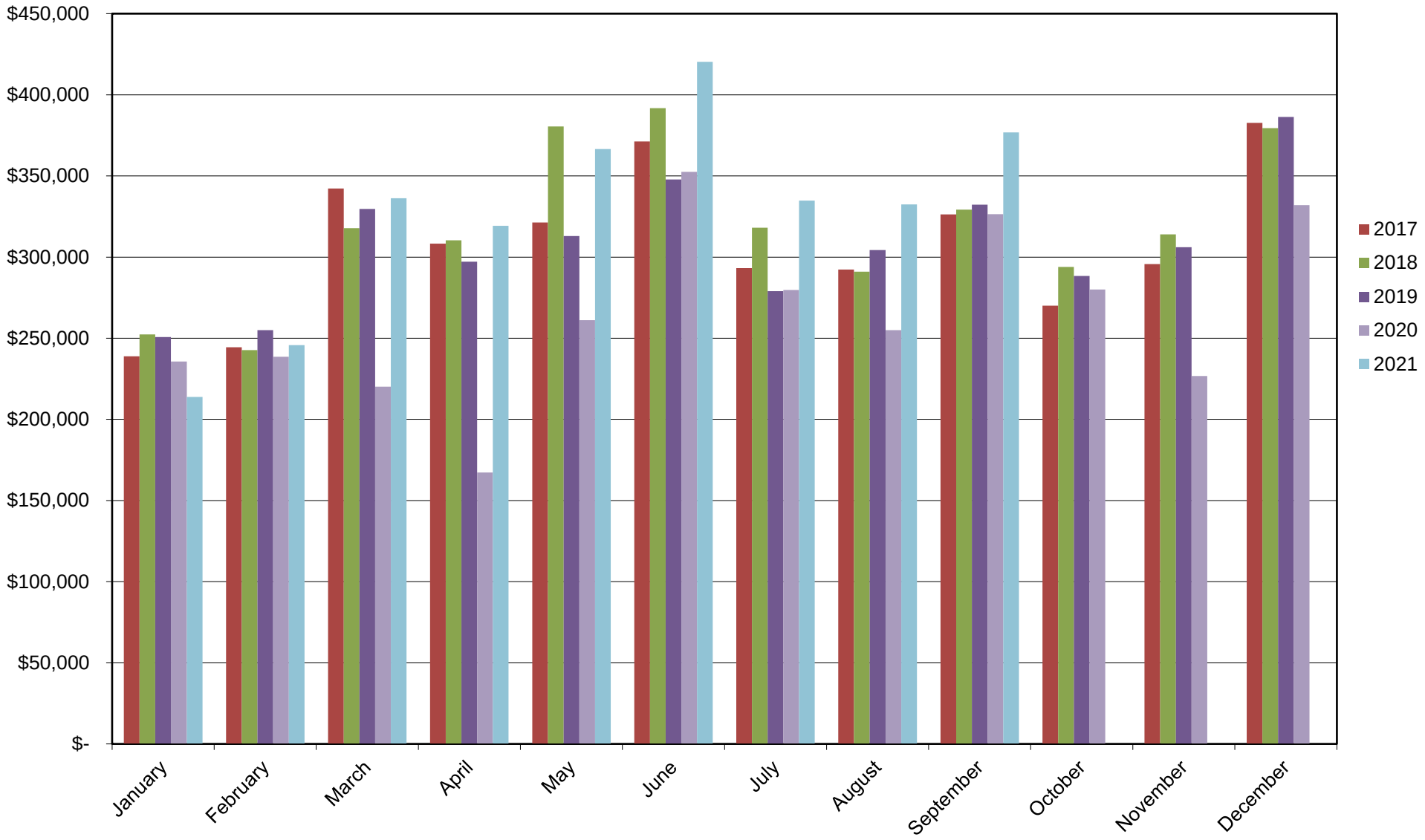

Due to normal collection cycles, the tax revenues presented above represent amounts collected as of the prior month and not that of the period being reported.

Northglenn Sales Tax History Chart

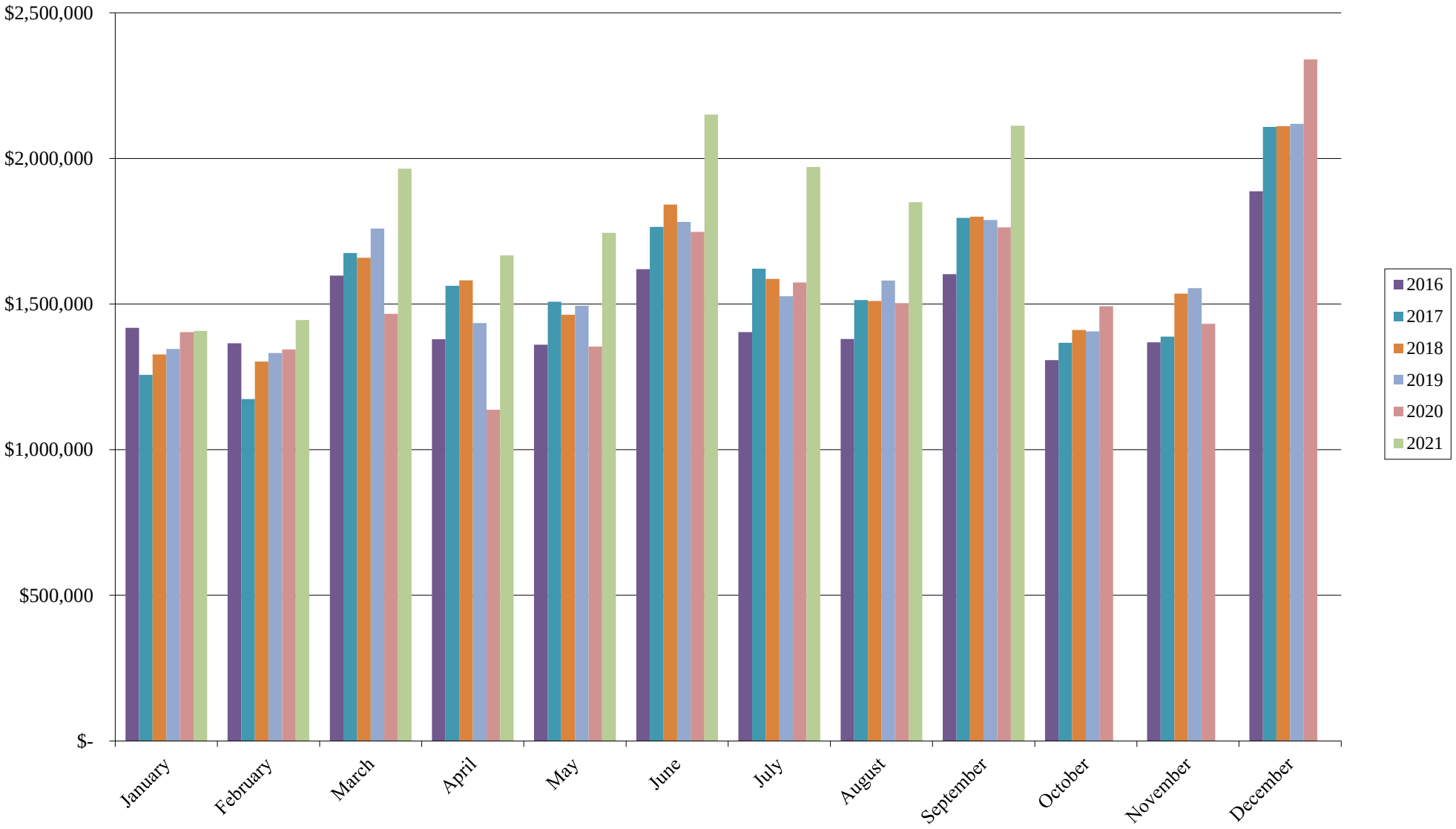

Due to normal collection cycles, the tax revenues presented above represent amounts collected as of the prior month and not that of the period being reported.

Tax Collected by Geographic Code

Ranking	Area	Year-to-Date 2019	Year-to-Date 2020	Year-to-Date 2021	$ Change	% Change	Sample of Area Businesses
1	Marketplace	$ 2,708,066	$ 2,336,444	$ 2,944,662	$ 608,218	26.03%	Ross, Lowes, Cinzettis, Texas Roadhouse, Pet Smart
2	NG Greens	1,513,713	1,140,888	1,720,614	579,726	50.81%	Best Buy, Boot Barn, Applebees, AMF
3	Malley	1,371,771	1,386,370	1,451,517	65,148	4.70%	Green Solutions, Sherwin Williams, Vitamin Cottage, Mile High Thrift
4	Washington Pointe	1,513,713	1,215,087	1,334,841	119,754	9.86%	O'Reilly, Safeway, Petco, Burger King, IGADI
5	City Center	1,159,358	774,094	1,148,372	374,279	48.35%	Boondocks, Ramada, Longhorn Steakhouse, Panera
6	Huron at 104th	735,386	943,285	1,013,651	70,366	7.46%	Tamale Kitchen, Save-a-Lot, Arby's, AutoZone
7	Huron Crossing	828,324	704,211	894,384	190,172	27.01%	Peerless Tire, Cracker Barrel, bgood, Northglenn Autobody
8	Irma	1,159,358	888,679	919,030	30,351	3.42%	Physician Preferred, Advanced Colllision, A Good Shop, The Glenn
9	Marketplace Annex	828,324	723,764	761,377	37,613	5.20%	McDonald's, Car Toys, Taco Bell
10	Washington East	329,892	397,634	401,019	3,385	0.85%	Walgreens, Tires Plus, Sonic, Pizza Hut
11	Hillcrest	337,859	284,985	324,271	39,287	13.79%	Red Lobster, Santiago's, Fastsigns
12	Eastlake	172,403	165,584	176,111	10,527	6.36%	Circle K, Santiago's, Jiffy Lube
13	Office Plaza	38,374	38,366	33,819	(4,547)	-11.85%	Diamond Shamrock
14	Home Business	22,495	27,178	29,571	2,393	8.80%	
	Total	$ 12,719,036	$ 11,026,568	$ 13,153,240	$ 2,126,671	19.29%	

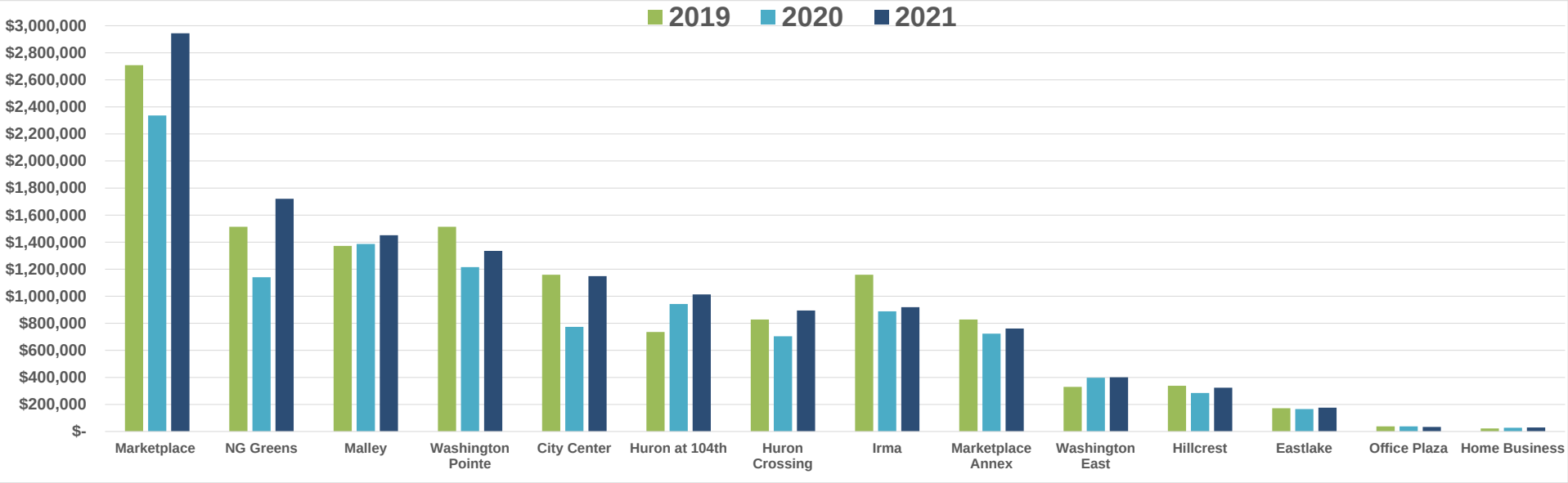

Due to normal collection cycles, the tax revenues presented above represent amounts collected as of the prior month and not that of the period being reported.

October 2021
Cash Disbursements

Date	Vendor	Check Number	Amount	Description
General Fund				
10/1/2021	Campbell Deborah	165755	776.28	Retiree Stipend
10/1/2021	CenturyLink QC	165756	588.42	Phones 303.111.9601
10/1/2021	CI Technologies Inc	165757	875.50	IA Pro annual maintenance renewal
10/1/2021	Family Support Registry	165759	838.62	Employee Withholding
10/1/2021	Family Support Registry	165759	238.00	Employee Withholding
10/1/2021	Loveland Jason	165760	132.16	CPPC Mileage
10/1/2021	Mook Malachi	165761	333.33	Intern for ED September 1 8 15 22 2021
10/1/2021	Petty Cash-Rec Center	165762	100.00	Front Desk StartUp
10/1/2021	Petty Cash-Rec Center	165763	100.00	Box OfficeUp
10/1/2021	Petty Cash-Rec Center	165764	35.00	Bar-start up
10/1/2021	Rocky Mountain Reserve	165765	75.00	Flex Admin
10/1/2021	Smith Dave	165766	400.00	Retiree Stipend
10/1/2021	Xcel Energy	165767	219.87	Electric Usage-
10/6/2021	Coors Distributing Company LLC	165768	484.80	VIP Event Beer
10/6/2021	Republic National Distributing Co LLC	165769	755.86	VIP Event Wine
10/6/2021	Republic National Distributing Co LLC	165769	288.00	VIP Event Champagne
10/8/2021	A&E Tire Inc	165770	51.50	#A63466-81 - Tire for Stock #1078
10/8/2021	A&E Tire Inc	165770	438.36	#A66827-81 - Tires for Unit #271
10/8/2021	A&E Tire Inc	165770	510.00	#A61509-81 - Tire for Unit #1017
10/8/2021	A&E Tire Inc	165770	1,210.00	#A62150-81 - Tires for Stock #1030
10/8/2021	A&E Tire Inc	165770	538.00	#A55173-81 - Tire for Stock #1017
10/8/2021	A&E Tire Inc	165770	768.90	#A54900-81- Tires for Unit #190-14
10/8/2021	A&E Tire Inc	165770	325.00	#A62437-91 - Tires for Unit #559
10/8/2021	A&E Tire Inc	165770	661.00	#A62153-81 - Tires for Unit #286-16
10/8/2021	Absolute Graphics	165771	55.11	Logo apparel for Mayor Pro Tem Willford
10/8/2021	Absolute Graphics	165771	124.12	Logo apparel for Director of Economic Development
10/8/2021	Absolute Graphics	165771	105.28	Logo apparel for Director of IT
10/8/2021	Absolute Graphics	165771	220.33	Apparel CB TC
10/8/2021	Absolute Graphics	165771	98.47	Apparel TC
10/8/2021	Adams County Finance Dept	165772	600.00	08-12-21 Range 1 0800-1700
10/8/2021	Adams County Finance Dept	165772	300.00	08-10-21 Range 1 0800-1200
10/8/2021	Adams County Finance Dept	165772	600.00	08-04-21 Range 2 0800-1700
10/8/2021	Adams County Finance Dept	165772	4,819.23	Records Terminal - August 2021
10/8/2021	Advance Stores Company Inc	165773	49.59	#2194-646590 - Part for Unit #528
10/8/2021	Advance Stores Company Inc	165773	50.34	#2194-645003 - Part for Unit #798-06
10/8/2021	Advance Stores Company Inc	165773	37.68	#2194-646659 - Parts for Stock #1372 & #7060
10/8/2021	Advance Stores Company Inc	165773	18.19	#2194-645445 - Parts for Unit #133-17
10/8/2021	Advance Stores Company Inc	165773	36.89	#2194-646369 - Part for Unit #285
10/8/2021	Advance Stores Company Inc	165773	55.16	#2194-645416 - Part for Unit #547-12
10/8/2021	Advance Stores Company Inc	165773	118.81	#2194-645406 - Parts for Unit #547-12
10/8/2021	Advance Stores Company Inc	165773	5.15	#2194-644993 - Part for Unit #406
10/8/2021	Aguilar Jered	165774	50.00	Partial Restitution T347853
10/8/2021	AV Tech Electronics Inc	165776	21,908.50	Ref. Sole Vendor Quote 0091492: labor & installation of lights &
10/8/2021	Biochar Now LLC	165779	144.00	Filtration socks
10/8/2021	CenturyLink QC	165781	168.53	Phones7208720203
10/8/2021	Cintas Corporation No 2	165783	85.85	#4096571411 - Mat Rental for M&O Bldg. & Sign Shop
10/8/2021	Cintas Corporation No 2	165783	85.85	#4095913408 - Mat Rental for M&O Bldg. & Sign Shop
10/8/2021	Cintas Corporation No 2	165783	30.61	#4096571411 - Shop Towel & Soap Rental for Fleet Shop
10/8/2021	Cintas Corporation No 2	165783	30.61	#4095913408 - Shop Towel & Soap Rental for Fleet Shop
10/8/2021	City of Thornton	165785	31,113.50	VALE - 4Q2021
10/8/2021	Civic Results	165786	1,500.00	2021 MMC MDHI Flex Fund (Landlord)
10/8/2021	Colorado Community Media	165789	16.00	DISCRETE GREENS PUBLIC NOTICE
10/8/2021	Colorado Dept of Agriculture	165790	40.00	Radar Tuning Forks 2 pcs Cert 21-261
10/8/2021	Colorado Designs Inc Tile and Terrazzo	165791	2,432.00	Labor and Burden
10/8/2021	Colorado Designs Inc Tile and Terrazzo	165791	1,336.00	Terrazzo Flooring @ Basement Area
10/8/2021	CPS Distributors Inc	165792	237.21	Paint
10/8/2021	CPS Distributors Inc	165792	889.52	Field paint
10/8/2021	CPS Distributors Inc	165792	241.19	Irrigation supplies
10/8/2021	Darlin Randall	165794	40.00	Reimburse fuel cost applied to personal cc Unit 252 Mi 3220
10/8/2021	Faris Machinery	165796	408.10	#C62397 - Part for Stock #936978
10/8/2021	Faris Machinery	165796	861.14	#C62136 - Part for Unit #167-19

10/8/2021	Genuine Parts Company	165800	9.94	#3394-533747 - Part for Unit #285
10/8/2021	Genuine Parts Company	165800	5.74	#3394-532141 - Part for Unit #165-20
10/8/2021	Golf Cars of Houston LP	165801	475.00	Pirate Fest Golf Carts
10/8/2021	J&A Traffic Products	165805	4,250.00	Delineators for traffic calming
10/8/2021	Keesen Landscape Management Inc	165806	3,485.00	Abatement Services
10/8/2021	Keesen Landscape Management Inc	165806	1,678.75	Abatement Services
10/8/2021	Kuenning Tim	165807	204.00	Per Diem for Ofc. Kuenning CDIA '21 conf. in Vail CO 10.3-10.6
10/8/2021	L L Johnson Distributing Company	165808	31.14	#1865284-00 - Part for Unit #514-16
10/8/2021	Lewis Adam	165810	204.00	Per Diem for Ofc. Adam Lewis for CDIA '21 conf in Vail oct.
10/8/2021	Mac Equipment Inc	165811	116.91	Blades
10/8/2021	Mac Equipment Inc	165811	559.43	Trimmers and oil
10/8/2021	Mac Equipment Inc	165811	101.61	#359429 - Part for Unit #597-10
10/8/2021	Maestas Valene	165812	250.00	Fall 2021 CARA Volleyball Coach First Payment
10/8/2021	Melaragno Natalya Jaye	165813	450.00	Fall 2021 CARA Track Coach
10/8/2021	Nauman Kailee	165814	250.00	Fall 2021 CARA Volleyball Coach First Payment
10/8/2021	Nickerson Holly	165815	100.00	Partial Restitution
10/8/2021	Northglenn Senior Organization	165816	1,086.00	NSO September 2021
10/8/2021	O'meara Ford Center Inc	165817	1,306.49	#FOCS776763 - Repair on Unit #246-13
10/8/2021	Palmer Sara Jane	165818	500.00	2021 Pirate Fest - kids craft tent
10/8/2021	ProductAV LLC	165819	9,062.00	Sound and staging for 2021 Pirate Fest
10/8/2021	SBRK Finance Holdings Inc	165823	1,000.00	Employee self-services maintenance
10/8/2021	SBRK Finance Holdings Inc	165823	5,000.00	Employee self-services license
10/8/2021	Selex-ES Inc	165824	11,500.00	140032 - ELSAG Plate Hunter M7-2 Camera
10/8/2021	Selex-ES Inc	165824	1,200.00	210005-F - Field Support and Installation
10/8/2021	Selex-ES Inc	165824	1,275.00	510322-5.X - EOC Operation License 5.x
10/8/2021	Spresser Jacqueline	165825	56.85	ReimburseSpresser fuel cost via personal credit card Unit 276
10/8/2021	Sunbelt Rentals Inc	165827	532.12	Supplies for Grab N' Go event
10/8/2021	The Artworks Unlimited LLC	165830	1,300.00	Ref. Quote Estimate 05-6314 decal pkg for Ford Explorer Unit 24
10/8/2021	The Artworks Unlimited LLC	165830	1,300.00	Per Estimate Quote 05-6313 artwork decal for Patrol Unit #247-
10/8/2021	The Lincoln National Life Ins Co	165831	6,838.13	Life Insurance and LTD
10/8/2021	The Lincoln National Life Ins Co	165831	2,599.28	Vol Life Insurance
10/8/2021	Traffic Signal Controls Inc	165832	4,673.25	Traffic Supplies
10/8/2021	United Site Services	165833	326.00	Grab n' Go event at Malley Park
10/8/2021	United Site Services	165833	326.00	Grab n' Go event at Danahy Park
10/8/2021	United Site Services	165833	326.00	National Night Out restrooms
10/8/2021	United Site Services	165833	137.50	Scout Park
10/8/2021	United Site Services	165833	179.00	NWOS Park
10/8/2021	United Site Services	165833	231.00	Danahy RR
10/8/2021	US Bank NA	165834	19,677.26	#8693641742139 - Fuel Purchased By City Vehicles Through 9-23-21
10/8/2021	Vector Disease Control International LLC	165835	2,849.49	Mosquito control
10/8/2021	West Direct Oil LLC	165836	203.90	#10392151 - Grease - Shop Supply
10/8/2021	Xcel Energy	165839	162.16	Gas/Electric Usage
10/8/2021	Xcel Energy	165839	24.26	Gas/Electric Usage
10/8/2021	Xcel Energy	165839	3,011.58	Gas/Electric Usage
10/8/2021	Xcel Energy	165839	15.14	Gas/Electric Usage
10/8/2021	Xcel Energy	165839	77.75	Gas/Electric Usage
10/8/2021	Xcel Energy	165839	33,312.86	Gas/Electric Usage
10/15/2021	Athena Energy Services Holdings LLC	165840	862.08	Natural Gas Deliveries
10/15/2021	Athena Energy Services Holdings LLC	165840	157.12	Natural Gas Deliveries
10/15/2021	CenturyLink QC	165841	514.32	Phones 3031119601
10/15/2021	CenturyLink QC	165841	36.44	Phones3034571578
10/15/2021	CenturyLink QC	165841	43.29	Phones 7209299635
10/15/2021	CenturyLink QC	165841	0.45	Phones 88167368
10/15/2021	Family Support Registry	165843	838.62	Employee Withholding
10/15/2021	Family Support Registry	165843	238.00	Employee Withholding
10/15/2021	Geyer Heather	165844	274.20	Expense Reimbursement
10/15/2021	Myers Nate	165845	400.00	Retiree Stipend
10/15/2021	Xcel Energy	165847	103.21	Gas/Electric Usage
10/15/2021	Xcel Energy	165847	267.38	Gas/Electric Usage
10/22/2021	A & A Languages LLC	165848	80.00	Interpreter for 9/09/21
10/22/2021	A & A Languages LLC	165848	490.00	Interpreters for 7/20/21 & 7/22/21
10/22/2021	A&E Tire Inc	165849	1,464.00	#A73685-81- Tires for Unit #744-15
10/22/2021	A&E Tire Inc	165849	540.00	#A72316-81 - Tires for Unit #571-07
10/22/2021	A&E Tire Inc	165849	300.00	#A72292-81 - Tires for Unit #571-19
10/22/2021	Absolute Graphics	165850	69.82	Apparel CB TC
10/22/2021	Absolute Graphics	165850	19.35	Apparel TC
10/22/2021	Adams County Finance Dept	165853	16,481.88	2021 A-Lift Allocation
10/22/2021	Adams County Finance Dept	165853	4,819.23	Records Terminal Guard - Sept. 2021.
10/22/2021	Adams Cty Communication	165854	5,301.30	4th Quarter Capital Assessment.
10/22/2021	Adams Cty Communication	165854	143,276.50	4th Quarter General Assessment.

10/22/2021	Advance Stores Company Inc	165855	19.23	#2194-648069 - Part for Unit #246-13
10/22/2021	Advance Stores Company Inc	165855	31.81	#3394-648333 - Part for Unit #893
10/22/2021	Aranda Aurea	165856	50.00	Partial Restitution C211743
10/22/2021	Autozone Inc	165857	66.79	#0830572890 - Part for Unit #302
10/22/2021	Autozone Inc	165857	28.18	#0830582786 - Shop Supplies
10/22/2021	Bailhache Amanda Lee	165859	4,777.00	Judge Bailhache Salary for October 2021
10/22/2021	Baltierra Penelope	165860	100.00	Partial Restitution TT21-661
10/22/2021	Benefit Technology Resources LLC	165862	235.00	Benefit Administration
10/22/2021	Benson Landon	165863	811.09	Tent rental for the 2021 Pirate Fest
10/22/2021	Berry Dunn McNeil & Parker LLC	165864	17,110.00	Contract #2020-107 CCPP-Services thrrough September 2021.
10/22/2021	Biggins James	165866	507.92	Post Employment Benefit
10/22/2021	Bowditch & Cassell Public Affairs	165867	3,000.00	Legislative Lobbying Services
10/22/2021	Brannan Sand & Gravel Company LLC	165868	277.99	Asphalt
10/22/2021	Brink's Incoporated	165869	115.46	Courier Services
10/22/2021	Brink's Incoporated	165869	267.85	Courier Services
10/22/2021	Brink's Incoporated	165869	115.45	Courier Services
10/22/2021	Bruckner Truck Sales	165871	201.76	#XA119012033:01 - Part for Unit #169-16
10/22/2021	Cintas Corporation No 2	165875	85.85	#4097330240 - Mat Rental for M&O Bldg. & Sign Shop
10/22/2021	Cintas Corporation No 2	165875	85.85	#4097910831 - Mat Rental for M&O Bldg. & Sign Shop
10/22/2021	Cintas Corporation No 2	165875	30.61	#4097910831 - Shop Towel & Soap Rental For Fleet Shop
10/22/2021	Cintas Corporation No 2	165875	30.61	#4097330240 - Shop Towel & Soap Rental for Fleet Shop
10/22/2021	CIRSA	165876	54,924.85	Claims
10/22/2021	City of Westminster	165877	1,152.00	Greenhouse season rental
10/22/2021	Colorado Lottery	165881	10.00	1/16/18 Valero@ 120th Ave Thornton C213281 Partial Restitution
10/22/2021	Colorado News Conservancy PBC	165882	499.00	Parsons Theatre Advertisements
10/22/2021	Colorado Occupational Medicine Physicians	165883	95.00	DOT Exam
10/22/2021	Colorado Occupational Medicine Physicians	165883	100.00	Physical/Drug Screen
10/22/2021	Colorado Occupational Medicine Physicians	165883	100.00	Physical/Drug Screen
10/22/2021	Colorado Occupational Medicine Physicians	165883	100.00	Physical/Drug Screen
10/22/2021	Colorado Occupational Medicine Physicians	165883	190.00	Physical/Drug Screen
10/22/2021	Colorado Outdoor Inc	165884	450.00	Programming fee for digital sign
10/22/2021	Cordova Terry	165885	400.00	Retiree Stipend
10/22/2021	CPS Distributors Inc	165887	27.97	Maxijet and lid
10/22/2021	Cromley Juliet Lane-Spradley	165888	279.00	Belly Dance Instructor September 1 - 22 2021
10/22/2021	Davis Graham & Stubbs	165890	2,292.00	Fiduciary training preparation
10/22/2021	Davis Graham & Stubbs	165890	2,474.00	Fiduciary training preparation
10/22/2021	Dell Marketing LP	165891	101.75	Dell Mobile Wireless Mouse MS3320W
10/22/2021	Dell Marketing LP	165891	190.75	Dell Pro Briefcase 15
10/22/2021	Dell Marketing LP	165891	5,154.30	Dell Latitude 3520 Win 10 i5 8GB RAM 256GB SSD 15.6" FHD 4
10/22/2021	Dell Marketing LP	165891	2,653.54	Dell Optiplex 7090 SFF Win 10 Intel i7 16GB RAM 512GB SSD 8
10/22/2021	Dell Marketing LP	165891	6,649.16	Dell Optiplex 7090 SFF Win 10 Intel i5 8GB RAM 256GB SSD 8x
10/22/2021	Dynoman Diesel Emissions & Machine Shop LLC	165895	60.00	#15944 - Emissions Test for Unit #724
10/22/2021	Envirotest Systems Corp	165898	100.00	#CO-0905 - September Emissions Tests for City Vehicles
10/22/2021	Faris Machinery	165900	13.50	#C63047 - Part for Unit #133-17
10/22/2021	Faris Machinery	165900	91.64	#C62614 - Part for Unit #190-14
10/22/2021	Five Star Glass and Mirror	165903	400.32	Refund of overpayment
10/22/2021	Gatlin Geoffrey	165904	50.00	Partial Restitution C213111
10/22/2021	Genuine Parts Company	165907	89.05	#3394-536710 - Part for Unit #129-11
10/22/2021	Global Equipment Company Inc	165908	496.39	Trash Cans for New Recreation Center-Project Cost
10/22/2021	Global Equipment Company Inc	165908	996.28	Trash Cans for New Recreation Center-Project Cost
10/22/2021	Gruver Matthew L	165909	10,500.00	2021 Police Sergeant Assessment Process.
10/22/2021	Happy Llama Inc	165911	3,014.71	Swag for flower bed volunteers
10/22/2021	Heaton Corporation	165912	862.00	Sept janitorial services M&O W/WWTP
10/22/2021	Hild Tiffany A	165913	1,473.99	Pre-employ psych exams-police officer & lieutenant candidates.
10/22/2021	Hoffmann Parker Wilson & Carberry PC	165914	15,350.35	City attorney fee month ending Sept. 2021
10/22/2021	Honnen Equipment Co	165915	1,088.64	#1309880 - Repair On Unit #713
10/22/2021	Integral Recoveries Inc	165916	1,548.75	Collections Payment for September 2021
10/22/2021	Jaramillo Jerry George	165918	2,631.84	Graffiti Removal/Mural Restoration
10/22/2021	Kaeser & Blair Inc	165919	1,075.73	Mission Vision Values gifts
10/22/2021	Kone Inc	165921	475.40	#962015578 - Monthly Elevator Service @ City Hall & Rec. Center
10/22/2021	Law Office of Kevin C Flesch LLC	165922	835.00	Court Appt. Atty for September 2021
10/22/2021	Lawson Deborah	165923	46.45	Expense Reimbursement
10/22/2021	LegalShield	165924	248.20	Ee Legal
10/22/2021	Lehr Renae	165925	118.00	Per Diem for the ESPIOC 2021 Conference
10/22/2021	Mines & Associates P C	165927	3,857.76	Oct-Dec EAP Services
10/22/2021	Moralez Demetria	165928	100.00	Partial Restitution C217644
10/22/2021	Moreau Joshua	165929	386.00	Per Diem and Luggage fee reimbursement for training in TX
10/22/2021	MUNIRevs Inc	165931	260.00	Per SUTS agreement
10/22/2021	O'meara Ford Center Inc	165933	822.80	#FOCS779479 - Repair On Unit #232-14
10/22/2021	O'meara Ford Center Inc	165933	61.96	#253808 - Part for Unit #246-13

10/22/2021	O'Reilly Automotive Stores Inc	165934	7.19	#2816-475418 - Light
10/22/2021	Outdoor Promotions of Colorado LLC	165935	1,998.00	Business Billboards for 2021 Pirate Fest
10/22/2021	Personalized Lazer Designs LLC	165936	1,507.61	Black brass plates for Business Appreciation Awards
10/22/2021	Pinnacol Assurance	165938	1,000.00	Deductibles
10/22/2021	Pinnacol Assurance	165938	160.89	Deductibles
10/22/2021	Pioneer Sand Co Inc	165939	130.47	Rec center mulch
10/22/2021	Pioneer Sand Co Inc	165939	130.47	Rec center mulch
10/22/2021	Pioneer Sand Co Inc	165939	130.47	Rec center mulch
10/22/2021	Pioneer Sand Co Inc	165939	130.47	Rec center mulch
10/22/2021	Potestio Brothers Equipment Co	165940	128.74	#22858P - Part for Unit #517-07
10/22/2021	Quality-Water Biosystems Inc	165945	1,574.00	September water quality
10/22/2021	Rocky Mountain Reserve	165946	633.45	Flex Admin
10/22/2021	Safe Built Colorado Inc	165947	68,729.16	permit and inspection services rendered September 2021
10/22/2021	Safeway	165948	40.00	Final Restitution C213281
10/22/2021	Signature Offset LLC	165949	2,254.79	12 pg tabloid digital images mailing prep
10/22/2021	Solsbury Hill LLC	165950	58.58	Elbows and adaptors
10/22/2021	Solsbury Hill LLC	165950	541.36	Ice melt
10/22/2021	Spresser Jacqueline	165952	118.00	Per Diem for the ESPIOC 2021 Conference
10/22/2021	Stevenson Chilise	165954	50.00	Partial Restitution--C217638
10/22/2021	Stokes Steven	165955	58.56	Expense Reimbursement
10/22/2021	Sunbelt Rentals Inc	165956	1,600.00	Replacement generator
10/22/2021	Sungelo David	165957	400.00	2021 Pirate Fest - Lost Radio
10/22/2021	Sungelo David	165957	251.00	2021 Pirate Fest - Radio Rental
10/22/2021	TeamLINX LLP	165958	260.00	Justice Center door issue - minimum labor/trip charge
10/22/2021	Thompson Cynthia	165960	57.00	Punch Pass Refund Finance
10/22/2021	Traffic Signal Controls Inc	165961	1,260.00	Traffic Supplies
10/22/2021	United Site Services	165963	3,581.00	2021 Pirate Fest restroom rentals
10/22/2021	United Site Services	165963	575.00	EB Rains Restroom
10/22/2021	UtiliSync LLC	165964	4,000.00	Receive locate requests from Colorado 811 from 11/20/21 to 11/19
10/22/2021	Venkatesh Rupa	165965	84.51	Expense Reimbursement
10/22/2021	Verizon Connect NWF Inc	165966	110.14	Sep GPS code vehicles
10/22/2021	Verizon Connect NWF Inc	165966	13.00	Sep GPS theater trailer
10/22/2021	Watts Gabriela	165969	135.00	Spanish Interpreter for 8/19/21 & 9/16/21
10/22/2021	WAXIE's Enterprises Inc	165970	291.04	ES graffiti remover
10/22/2021	Woodworth Dustin	165972	540.00	High Zone Fence Vandalism Repair Claim # 21000025
10/22/2021	Xcel Energy	165973	64.37	Electric/Gas Usage
10/22/2021	Xcel Energy	165973	194.91	Electric/Gas Usage
10/22/2021	Xcel Energy	165973	1,894.89	Electric/Gas Usage
10/22/2021	Xcel Energy	165973	6,243.46	Electric/Gas Usage
10/22/2021	Xcel Energy	165973	7,273.20	Electric/Gas Usage
10/29/2021	AmWINS Group Benefits Inc	165974	1,165.92	Additional Insurance
10/29/2021	Family Support Registry	165976	838.62	Employee Withholding
10/29/2021	Julies Culinary Servics LLC	165977	10,626.00	Business Appreciation event catering
10/29/2021	Kaiser Permanente	165978	354.68	Retiree Health Insurance
10/29/2021	Kaiser Permanente	165978	2,817.01	COBRA Health Insurance
10/29/2021	Kaiser Permanente	165978	223,439.77	Ee Health Insurance
10/29/2021	NPD Benevolence Fund	165979	266.00	Flower Fund
10/29/2021	The Lincoln National Life Ins Co	165980	6,242.10	Life Insurance/LTD
10/29/2021	The Lincoln National Life Ins Co	165980	2,424.81	Additional Life Insurance
10/29/2021	Willford Jenny	165981	1,504.00	Reimburse expenses
10/29/2021	Xcel Energy	165982	11,548.67	Electric/Gas Usage
10/29/2021	Xcel Energy	165982	4,703.45	Electric/Gas Usage
10/29/2021	Xcel Energy	165982	215.76	Electric/Gas Usage

Capital Projects Fund

10/8/2021	Atkins North America Inc	165775	439.05	Period from March 1 2021 to August 29 2021
10/8/2021	Bread Winners Inc	165780	16,596.35	Catering for NRC VIP Grand Opening event
10/8/2021	Lease Nancy J	165809	3,023.00	NRC Opening VIP Party
10/8/2021	Safe Built Colorado Inc	165822	700.00	NGCC plan review changes
10/8/2021	Whisler Bearing Company	165837	2,408.24	NWOS pump repair
10/22/2021	Absolute Graphics	165850	3,462.70	Grand opening staff apparel
10/22/2021	Barker Rinker Seacat Architecture	165861	17,893.30	Professional services through 8/31/21
10/22/2021	Barker Rinker Seacat Architecture	165861	26,617.10	Professional services through 9/30/21
10/22/2021	Brannan Sand & Gravel Company LLC	165868	66,622.15	Period to 09/20/2021
10/22/2021	Cumming Management Group Inc	165889	17,798.93	Professional services through 9/30/21
10/22/2021	Cumming Management Group Inc	165889	15,678.68	Professional services through 7/31/21
10/22/2021	Cumming Management Group Inc	165889	16,927.75	Professional services through 8/31/21
10/22/2021	Cumming Management Group Inc	165889	6,707.50	PH2 Professional services through 8/31/21
10/22/2021	Cumming Management Group Inc	165889	5,655.50	PH2 Professional services through 9/30/21

10/22/2021	Cumming Management Group Inc	165889	6,271.50	PH2 Professional services through 7/31/21
10/22/2021	FCI Constructors Inc	165901	891,878.03	Construction services through 8/31/21
10/22/2021	Felsburg Holt & Ullevig Inc	165902	16,764.94	Period from 08/01/2021 to 08/31/2021
10/22/2021	Felsburg Holt & Ullevig Inc	165902	3,666.81	Period from 08/01/2021 to 08/31/2021
10/22/2021	Felsburg Holt & Ullevig Inc	165902	67,059.80	Period from 08/01/2021 to 08/31/2021
10/22/2021	Felsburg Holt & Ullevig Inc	165902	14,667.20	Period from 08/01/2021 to 08/31/2021
10/22/2021	Kaeser & Blair Inc	165919	4,408.92	VIP Rec Center grand opening promos
10/22/2021	Kaeser & Blair Inc	165919	482.07	New Rec Center grand opening prom products
10/22/2021	Kaeser & Blair Inc	165919	2,372.67	New NG Rec Center grand opening promo products
10/22/2021	Kaeser & Blair Inc	165919	1,187.64	VIP Rec Center grand opening promos
10/22/2021	Kaeser & Blair Inc	165919	1,551.00	VIP Rec Center grand opening promos
10/22/2021	Kaeser & Blair Inc	165919	3,503.61	New NG Rec Center grand opening promo products
10/22/2021	Kaeser & Blair Inc	165919	1,467.44	New NG Rec Center grand opening promo products
10/22/2021	Ninyo & Moore Geotechnical and Environmental	165932	2,500.00	VCUP Application PH2 May 2021
10/22/2021	Ninyo & Moore Geotechnical and Environmental	165932	1,520.00	VCUP Application PH2 June 2021
10/22/2021	Phantom Enterprises Inc	165937	250.00	Bands for the NG Rec Center grand opening
10/22/2021	Push Pedal Pull Inc	165944	5,804.00	Precor EFX 835
10/22/2021	Push Pedal Pull Inc	165944	6,854.00	Precor AMT 835
10/22/2021	SpotOnSound LLC	165951	750.00	Sound production for NG Rec Center grand opening
10/22/2021	SpotOnSound LLC	165951	4,344.25	Sound production for NG Rec Center grand opening
10/22/2021	Stanley Consultants	165953	4,570.00	Period from 08/22/2021 to 09/18/2021
10/22/2021	Videotronix Inc	165967	99,258.75	Sep 2021 Security and Acess Control
10/29/2021	Xcel Energy	165982	174.38	Electric/Gas Usage

Water Fund

10/1/2021	CenturyLink QC	165756	355.05	Phones 303.111.9601
10/1/2021	CenturyLink QC	165756	694.27	Phones 303.111.9601
10/1/2021	Colorado Dept of Revenue	165758	22.51	Employee Withholding
10/8/2021	Absolute Graphics	165771	68.96	Apparel TC
10/8/2021	Absolute Graphics	165771	600.00	Assorted NG Apparel
10/8/2021	Absolute Graphics	165771	400.00	Assorted NG Apparel
10/8/2021	Absolute Graphics	165771	510.99	Apparel SC SB ZC
10/8/2021	Absolute Graphics	165771	94.22	Hats
10/8/2021	Bianco Electric LLC	165778	3,958.00	WWTP Lightpole & Panel Repairs due to 3rd Party Accident.
10/8/2021	Chemtrade Chemicals Corporation	165782	4,487.21	DLVD 9/17/21 Alum Sulfate 24 tons @ $11.723 per ton
10/8/2021	City of Northglenn	165784	175.00	2021 Lead & Copper Participation Rebates
10/8/2021	City of Northglenn	165784	565.00	Water Rebate
10/8/2021	Farmers Reservoir & Irrigation	165797	(225.81)	#2024275-CM - Arvada 6% Credit July 2021 Billing
10/8/2021	Farmers Reservoir & Irrigation	165797	7,858.05	#2024364-IN - August 2021 Billing
10/8/2021	GE Digital LLC	165798	5,897.28	SCADA License Renewals
10/8/2021	Harcros Chemicals Co	165802	3,248.05	DLVD 9/16/21 Sodium P. 263 gals @ $12.35 per gal
10/8/2021	Harrington Ind Plastics	165803	154.05	Filter #7 PVC Repairs
10/8/2021	Hazen and Sawyer D.P.C.	165804	58,905.00	Solids Handling Improvement Engineeringservice through 8/31/2021
10/8/2021	Keesen Landscape Management Inc	165806	1,590.00	WTP Mowing
10/8/2021	Keesen Landscape Management Inc	165806	1,200.00	WTP Weed Control
10/8/2021	SBRK Finance Holdings Inc	165823	333.33	Employee self-services maintenance
10/8/2021	SBRK Finance Holdings Inc	165823	1,666.67	Employee self-services license
10/8/2021	SBRK Finance Holdings Inc	165823	1,208.25	Professional services for Timesheet ESS Remote Time Entry impl
10/8/2021	SBRK Finance Holdings Inc	165823	223.75	Professional services for Timesheet ESS Remote Time Entry impl
10/8/2021	Suez WTS Analytical Instruments Inc	165826	416.83	Lab Supplies - Oxidizer Cartridge
10/8/2021	TAYLOR RAYMOND	165828	594.99	Refund Check 011988-000 10501 ROMBLON WAY
10/8/2021	The Lincoln National Life Ins Co	165831	1,446.53	Life Insurance and LTD
10/8/2021	The Lincoln National Life Ins Co	165831	300.53	Vol Life Insurance
10/8/2021	Whitesides Boots & Clothing	165838	159.99	#385838 - Safety Shoes for T.B.
10/8/2021	Whitesides Boots & Clothing	165838	(4.99)	#385838-Safety Shoes for T.B.
10/15/2021	CenturyLink QC	165841	110.31	Phones 3031119601
10/15/2021	CenturyLink QC	165841	41.62	Phones 3039209057
10/15/2021	CenturyLink QC	165841	721.95	Phones 3031119601
10/15/2021	CenturyLink QC	165841	32.25	Phones3032520397
10/15/2021	CenturyLink QC	165841	125.67	Phones 3034511289
10/15/2021	Colorado Dept of Revenue	165842	22.49	Employee Withholding
10/15/2021	Output Services Inc	165846	956.92	UB Annual Printing 2021
10/15/2021	Output Services Inc	165846	4,300.00	UB Annual Postage 2021
10/22/2021	Absolute Graphics	165850	431.44	Apparel SC SB ZC
10/22/2021	ACZ Laboratories Inc	165852	609.00	Nonylphenol Analysis
10/22/2021	ACZ Laboratories Inc	165852	5.03	Finance Charge for Invoice 65494
10/22/2021	ACZ Laboratories Inc	165852	982.77	Biosolids RadChem -21 Analysis
10/22/2021	Badger Meter Inc	165858	11,847.35	1462161 - Residential Water Readers

10/22/2021	Brink's Incoporated	165869	401.78	Courier Services
10/22/2021	Browns Hill Engineering & Controls Inc	165870	185.30	WTP Rate of Change Alarm
10/22/2021	Browns Hill Engineering & Controls Inc	165870	(122.85)	WWTP
10/22/2021	Browns Hill Engineering & Controls Inc	165870	449.30	WTP Alum Flow Meter Wired Programmed & Tested
10/22/2021	Browns Hill Engineering & Controls Inc	165870	50.00	WTP (MATERIALS) Webroot Antivirus Software
10/22/2021	Browns Hill Engineering & Controls Inc	165870	132.00	WTP Webroot Antivirus Install
10/22/2021	Browns Hill Engineering & Controls Inc	165870	(158.95)	WTP Alum Flow Meter Wired Programmed & Tested
10/22/2021	CenturyLink QC	165874	255.08	Phones 303.452.2257
10/22/2021	Cogent	165878	14,065.28	Flgyt Submersible Pump NP3202 Accessories
10/22/2021	Cogent	165878	66,300.00	Flgyt Submersible Pump NP3315
10/22/2021	Cogent	165878	3,317.00	Flgyt Submersible Pump NP3315 (Aiddtional Accessories)
10/22/2021	Cogent	165878	46,919.00	Flgyt Submersible Pump NP3202
10/22/2021	Cogent	165878	15,123.40	Flgyt Submersible Pump NP3315 Accessories
10/22/2021	Cogent	165878	3,713.00	Flgyt Submersible Pump NP3202 (Aiddtional Accessories)
10/22/2021	Core & Main LP	165886	1,309.70	#P680600 - Hydrant Water Valves
10/22/2021	Dell Marketing LP	165891	1,899.76	Dell Optiplex 7090 SFF Win 10 Intel i5 8GB RAM 256GB SSD 8x
10/22/2021	Dell Marketing LP	165891	251.99	Dell 24" monitor 4-year warranty
10/22/2021	Dell Marketing LP	165891	1,465.74	Dell 22" monitor 4-year warranty
10/22/2021	DPC Industries Inc	165894	3,381.00	DLVD: 9/18/21 Sodium Hypo 2450 gals @ $1.38 per gal.
10/22/2021	DPC Industries Inc	165894	6,129.97	DLVD: 9/30/21 Sodium Hypo 4442 gals @ $1.38 per gal.
10/22/2021	Element Water Consulting Inc	165896	21,826.25	#NOR31 - Water Rights Services Through 9-25-21
10/22/2021	Eurofins Eaton Analytical Inc	165899	345.00	Metals Analysis
10/22/2021	General Air Service & Supply Co	165906	11.42	WWTP Lab Cylinder Rentals
10/22/2021	H&E Equipment Services Inc	165910	34,162.50	1) 2017 GEHL-AWP/SBFL-RS5-19 5000# Reach Lift
10/22/2021	Heaton Corporation	165912	862.00	Sept janitorial services M&O W/WWTP
10/22/2021	Hoffmann Parker Wilson & Carberry PC	165914	277.50	City attorney fee month ending Sept. 2021
10/22/2021	Lupton Bottom Ditch Co	165926	3,500.00	#541 - Fall 2021 Assessment
10/22/2021	Prairie Dog Pros LLC	165941	415.00	#1589 - Monthly Prairie Dog Maintenance Service
10/22/2021	Print Partners LLC	165942	1,142.71	#76941 - Water Conservation Rebates/Don't Miss Out Mail Inserts
10/22/2021	Terracon Consultants Inc	165959	1,721.55	Environment On-Call Service - Lift Station Concrete Testing
10/22/2021	UNCC	165962	580.80	#221091018 - RTL Transmissions Through 9-30-21
10/22/2021	Verizon Connect NWF Inc	165966	31.30	Sep GPS utility vehicles
10/22/2021	VWR Funding Inc	165968	60.87	Lab Supplies - Pipets
10/22/2021	VWR Funding Inc	165968	245.42	Lab Supplies- Filter Glass & Tryptic Bacto
10/22/2021	VWR Funding Inc	165968	344.22	Lab Supplies - Acid Rinse & Detergent
10/22/2021	VWR Funding Inc	165968	123.41	Lab supplies - Nitrate Standard
10/22/2021	VWR Funding Inc	165968	35.56	Lab Supplies - Spec 30-06 RX
10/22/2021	VWR Funding Inc	165968	423.45	Lab Supplies - Tubing VAC Tygon
10/22/2021	VWR Funding Inc	165968	282.42	Lab Supplies & PPE (Lab Coat)
10/22/2021	Xcel Energy	165973	24,000.73	Electric/Gas Usage
10/22/2021	Xcel Energy	165973	148.31	Electric/Gas Usage
10/29/2021	AmWINS Group Benefits Inc	165974	337.44	Additional Insurance
10/29/2021	Colorado Dept of Revenue	165975	22.51	Employee Withholding
10/29/2021	Kaiser Permanente	165978	42,043.80	Ee Health Insurance
10/29/2021	Kaiser Permanente	165978	354.69	Retiree Health Insurance
10/29/2021	The Lincoln National Life Ins Co	165980	1,443.24	Life Insurance/LTD
10/29/2021	The Lincoln National Life Ins Co	165980	398.02	Additional Life Insurance

Wastewater Fund

10/1/2021	Colorado Dept of Revenue	165758	22.49	Employee Withholding
10/8/2021	Absolute Graphics	165771	175.34	Assorted NG Apparel
10/8/2021	Absolute Graphics	165771	24.94	Hats
10/8/2021	Cogent	165787	33.00	RAS Pump #2 Alum Sleeve
10/8/2021	Colorado Analytical Lab	165788	304.00	Cyanide Total Analysis
10/8/2021	Colorado Analytical Lab	165788	56.00	BOD5 Analysis
10/8/2021	Colorado Analytical Lab	165788	165.60	Metals Sulfate Sulfide & BOD5 Analysis
10/8/2021	Colorado Analytical Lab	165788	314.40	Metals Sulfate Sulfide Phenols & BOD5 Analysis
10/8/2021	CUES Inc	165793	6,034.00	#595606 - 1) GNR02 Rackmount Computer & Hardwarer
10/8/2021	CUES Inc	165793	3,386.00	#595606 - GraniteNet Software Licenses
10/8/2021	Evoqua Water Technologies LLC	165795	16,579.36	DLVD 9/10/21 Bioxide+71 3668 gal @ $4.52 per gal.
10/8/2021	GE Digital LLC	165798	2,817.92	SCADA License Renewals
10/8/2021	GEI Consultants Inc	165799	2,799.00	Chronic Whole Effluent Toxicity (WET) Testing.
10/8/2021	Keesen Landscape Management Inc	165806	6,150.00	WWTP Mowing
10/8/2021	Quality Well And Pump	165820	1,176.51	Tower 9 Safety Error Flat Tire & 2 Broken U-Joints
10/8/2021	Suez WTS Analytical Instruments Inc	165826	120.75	Mixed Bed Anaylsis
10/8/2021	Terracon Consultants Inc	165829	1,464.50	Lift Station A service throguh 9/4/2021
10/8/2021	The Lincoln National Life Ins Co	165831	699.15	Life Insurance and LTD
10/8/2021	The Lincoln National Life Ins Co	165831	191.77	Vol Life Insurance

10/15/2021	Colorado Dept of Revenue	165842	22.51	Employee Withholding
10/22/2021	Browns Hill Engineering & Controls Inc	165870	132.00	WWTP Wire in pH Probe
10/22/2021	Browns Hill Engineering & Controls Inc	165870	462.00	WWTP iFix Repairs & Webroot Antivirus Install
10/22/2021	Browns Hill Engineering & Controls Inc	165870	50.00	WWTP (MATERIALS) Webroot Antivirus Software
10/22/2021	BT Construction	165872	767,597.26	Force Main A Construction through 9/30/2021.
10/22/2021	Canyon Systems Inc	165873	2,620.03	Reclaim Bldg. Waste Pump Repairs
10/22/2021	Cogent	165878	9,723.00	WWTP Flygt Pump Reapirs.
10/22/2021	Cogent	165878	1,855.00	WAS Pump Repair Kit
10/22/2021	Colorado Analytical Lab	165879	480.80	624 Vocs Total Metals Hg Phenols etc. Analysis
10/22/2021	Colorado Analytical Lab	165879	56.00	BOD5 Analysis
10/22/2021	Colorado Analytical Lab	165879	56.00	BOD5 Analysis
10/22/2021	Colorado Analytical Lab	165879	480.80	624 Vocs Total Metals Hg Phenols etc. Analysis
10/22/2021	Colorado Dept of Public Health	165880	13,920.00	2021 WQCD Annual Permit
10/22/2021	Colorado Dept of Public Health	165880	115.00	2021 Annual Pre-Treatment Annual Permit
10/22/2021	Denver Electric Motor Sales and Service Inc	165892	105.00	WAS Pump Repair Service
10/22/2021	Detection Instruments Corporation	165893	15.32	Acrulog H2S 0-2000 (Frieght)
10/22/2021	Detection Instruments Corporation	165893	4,595.00	Acrulog H2S 0-2000 with Accessory Kit #APPB2000
10/22/2021	Enriquez Sergio	165897	150.00	Expense remimbursement
10/22/2021	GEI Consultants Inc	165905	2,799.00	Q3 Chronic Whole Effluent Toxicity (WET) Testing.
10/22/2021	H&E Equipment Services Inc	165910	11,387.50	1) 2017 GEHL-AWP/SBFL-RS5-19 5000# Reach Lift
10/22/2021	J.R. Filanc Construction Company Inc	165917	689,821.28	Lift Station A Construction through 9/30/2021.
10/22/2021	Keesen Landscape Management Inc	165920	4,000.00	WWTP Weed Control
10/22/2021	Mountain View Water Users	165930	49.00	8000 gallons of potable water used
10/22/2021	Providence Infrastructure Consultants Inc	165943	737.74	Odor Mitigation service through 10/1/2021
10/22/2021	Providence Infrastructure Consultants Inc	165943	24,961.79	Lift Station A & Froce Main service through 9/30/2021
10/22/2021	Xcel Energy	165973	5,928.19	Electric/Gas Usage
10/22/2021	Xcel Energy	165973	48.37	Electric/Gas Usage
10/29/2021	AmWINS Group Benefits Inc	165974	179.97	Additional Insurance
10/29/2021	Colorado Dept of Revenue	165975	22.49	Employee Withholding
10/29/2021	Kaiser Permanente	165978	21,196.66	Ee Health Insurance
10/29/2021	The Lincoln National Life Ins Co	165980	658.46	Life Insurance/LTD
10/29/2021	The Lincoln National Life Ins Co	165980	151.16	Additional Life Insurance
10/29/2021	Xcel Energy	165982	468.86	Electric/Gas Usage
10/29/2021	Xcel Energy	165982	71.56	Electric/Gas Usage

Stormwater Fund

10/8/2021	The Lincoln National Life Ins Co	165831	38.93	Life Insurance and LTD
10/22/2021	Ace Equipment & Supply	165851	4,000.00	Gutter brooms
10/22/2021	Verizon Connect NWF Inc	165966	32.38	Sep GPS street sweepers
10/29/2021	Kaiser Permanente	165978	460.15	Ee Health Insurance
10/29/2021	The Lincoln National Life Ins Co	165980	41.31	Life Insurance/LTD

Sanitation Fund

10/8/2021	BFI Waste Systems of North America	165777	9,748.39	Sep 1-15 landfill services
10/8/2021	Rhinehart Oil Co Inc	165821	837.45	Diesel exhaust fluid
10/8/2021	The Lincoln National Life Ins Co	165831	312.85	Life Insurance and LTD
10/8/2021	The Lincoln National Life Ins Co	165831	346.62	Vol Life Insurance
10/22/2021	BFI Waste Systems of North America	165865	9,706.17	Sep 16-30 landfill services
10/22/2021	Verizon Connect NWF Inc	165966	145.71	Sep GPS trash trucks
10/22/2021	Western Trading Co	165971	134.99	Work boots BG
10/22/2021	Xcel Energy	165973	183.68	Electric/Gas Usage
10/29/2021	AmWINS Group Benefits Inc	165974	1.73	Additional Insurance
10/29/2021	Kaiser Permanente	165978	14,633.78	Ee Health Insurance
10/29/2021	The Lincoln National Life Ins Co	165980	347.88	Life Insurance/LTD
10/29/2021	The Lincoln National Life Ins Co	165980	380.61	Additional Life Insurance

Grand Total	$	4,313,618.84

CITY OF NORTHGLENN
MAYOR / CITY COUNCIL
2021 OPERATING EXPENDITURES

DATE	TYPE	VENDOR	TOTAL	Council Wide	Mayor Leighty	Witkovich	Peterson	Downing	Brown	Goff	Mullica	Esquibel/ Lukeman-Hiramasa	Willford	Comment
					COUNCILPERSON									
General Fund 10														
61100 Professional Services														
01/28/21	Check	Bowditch & Cassell Public Affairs	3,000.00	3,000.00										Legislative Lobbying Services
02/05/21	Check	Bowditch & Cassell Public Affairs	3,000.00	3,000.00										Legislative Lobbying Services
02/25/21	Check	Hoffmann, Parker, Wilson, & Carberry PC	14,052.94	14,052.94										City Attorney Fee for January 2021
02/25/21	Check	Hoffmann, Parker, Wilson, & Carberry PC	3,000.00	3,000.00										Prosecuting Attorney for January
03/08/21	Check	Hoffmann, Parker, Wilson, & Carberry PC	10,488.50	10,488.50										City Attorney Fee for February 2021
03/08/21	Check	Hoffmann, Parker, Wilson, & Carberry PC	3,000.00	3,000.00										Prosecuting Attorney for February
03/29/21	Check	Bowditch & Cassell Public Affairs	3,000.00	3,000.00										Legislative Lobbying Services
04/08/21	Check	Hoffmann, Parker, Wilson, & Carberry PC	15,600.81	15,600.81										City Attorney Fee for March 2021
04/08/21	Check	Hoffmann, Parker, Wilson, & Carberry PC	3,000.00	3,000.00										Prosecuting Attorney for March
04/27/21	Check	Bowditch & Cassell Public Affairs	3,000.00	3,000.00										Legislative Lobbying Services
05/11/21	Check	Hoffmann, Parker, Wilson, & Carberry PC	16,641.55	16,641.55										City attorney fee for April 2021
05/11/21	Check	Hoffmann, Parker, Wilson, & Carberry PC	3,000.00	3,000.00										Prosecuting Attorney for April
06/02/21	Check	Bowditch & Cassell Public Affairs	3,000.00	3,000.00										Legislative Lobbying Services
06/10/21	Check	Hoffmann, Parker, Wilson, & Carberry PC	14,486.40	14,486.40										City attorney fee for May 2021
06/10/21	Check	Hoffmann, Parker, Wilson, & Carberry PC	3,000.00	3,000.00										Prosecuting Attorney for May
07/06/21	Check	Bowditch & Cassell Public Affairs	3,000.00	3,000.00										Legislative Lobbying Services
07/08/21	Check	Hoffmann, Parker, Wilson, & Carberry PC	14,674.15	14,674.15										City attorney fee for June 2021
07/08/21	Check	Hoffmann, Parker, Wilson, & Carberry PC	3,000.00	3,000.00										Prosecuting Attorney for June
07/28/21	Check	Bowditch & Cassell Public Affairs	3,000.00	3,000.00										Legislative Lobbying Services
08/10/21	Check	Hoffmann, Parker, Wilson, & Carberry PC	12,802.69	12,802.69										City Attorney fee for July 2021
08/10/21	Check	Hoffmann, Parker, Wilson, & Carberry PC	3,000.00	3,000.00										Prosecuting Attorney for July
08/31/21	Check	Bowditch & Cassell Public Affairs	3,000.00	3,000.00										Legislative Lobbying Services
09/10/21	Check	Hoffmann, Parker, Wilson, & Carberry PC	14,396.47	14,396.47										City Attorney fee for August 2021
09/10/21	Check	Hoffmann, Parker, Wilson, & Carberry PC	3,000.00	3,000.00										Prosecuting Attorney for August
09/27/21	Check	Bowditch & Cassell Public Affairs	3,000.00	3,000.00										Legislative Lobbying Services
10/11/21	Check	Hoffmann, Parker, Wilson, & Carberry PC	12,350.35	12,350.35										City Attorney fee for September 2021
10/11/21	Check	Hoffmann, Parker, Wilson, & Carberry PC	3,000.00	3,000.00										Prosecuting Attorney for September
10/29/21	Check	Bowditch & Cassell Public Affairs	3,000.00	3,000.00										Legislative Lobbying Services
		Total Professional Services												
		Actual	**182,493.86**	**182,493.86**	**-**	**-**	**-**	**-**	**-**	**-**	**-**	**-**	**-**	
		Budget	*283,000.00*	*283,000.00*	-	-	-	-	-	-	-	-	-	
		Variance	*100,506.14*	*100,506.14*	-	-	-	-	-	-	-	-	-	
61300 General Services														
07/31/21	GL	Paul D Weinrauch	225.00									*225.00*		
		Total Office Supplies												
		Actual	**225.00**	**-**	**-**	**-**	**-**	**-**	**-**	**-**	**-**	**225.00**	**-**	City Council head shot
		Budget	-	-	-	-	-	-	-	-	-	-	-	
		Variance	*(225.00)*	-	-	-	-	-	-	-	-	*(225.00)*	-	
61500 Communication Services														
02/28/21	Pcard	Scudder Press	1,322.44							348.65	348.64	312.58	312.57	Ward 3 and Ward 4 neighborhood meeting postcards
03/31/21	Pcard	Scudder Press	668.51					334.25	334.26					Ward 2 neighborhood meeting postcards
03/31/21	Pcard	Scudder Press	608.62			304.31	304.31							Ward 1 neighborhood meeting postcards
04/30/21	Pcard	Scudder Press	668.51					334.26	334.25					Ward 2 neighborhood meeting postcards
04/30/21	Pcard	Scudder Press	625.15									312.58	312.57	Ward 4 neighborhood meeting postcards
05/31/21	Pcard	Scudder Press	697.29							348.64	348.65			Ward 3 neighborhood meeting postcards
05/31/21	Pcard	Scudder Press	660.15									330.08	330.07	Ward 4 vacancy postcards
06/30/21	Pcard	Scudder Press	740.12							370.06	370.06			Ward 3 neighborhood meeting postcards
06/30/21	Pcard	Northglenn Div of Central Services Postage	1,253.88	1,253.88										Ward 4 vacancy postcards postage
07/31/21	GL	USPS	3,966.23	3,966.23										Postage to mail out the meeting post cards
07/31/21	Pcard	Scudder Press	633.24									316.62	316.62	Ward 4 neighborhood meeting postcards
07/31/21	Pcard	Scudder Press	700.75			350.38	350.37							Ward 1 neighborhood meeting postcards
08/31/21	Pcard	Scudder Press	747.29							373.65	373.64			Ward 3 neighborhood meeting postcards
09/30/21	Pcard	Scudder Press	660.15									330.08	330.07	Ward 4 neighborhood meeting postcards
09/30/21	Pcard	Scudder Press	1,635.80		1,635.80									Mayor Mingle neighborhood meeting postcards
		Total Communication Services												
		Actual	**15,588.13**	**5,220.11**	**1,635.80**	**654.69**	**654.68**	**668.51**	**668.51**	**1,441.00**	**1,440.99**	**1,601.94**	**1,601.90**	
		Budget	*17,085.00*	*17,085.00*	-	-	-	-	-	-	-	-	-	
		Variance	*1,496.87*	*11,864.89*	*(1,635.80)*	*(654.69)*	*(654.68)*	*(668.51)*	*(668.51)*	*(1,441.00)*	*(1,440.99)*	*(1,601.94)*	*(1,601.90)*	

CITY OF NORTHGLENN
MAYOR / CITY COUNCIL
2021 OPERATING EXPENDITURES

DATE	TYPE	VENDOR	TOTAL	Council Wide	Mayor Leighty	Witkovich	Peterson	Downing	Brown	Goff	Mullica	Esquibel/ Lukeman-Hiramasa	Willford	Comment
					COUNCILPERSON									
61600 Training/Registration														
01/31/21	Pcard	Bizjtixthe Future	50.00							50.00				Webinar - What is the Future of our Cities
02/28/21	Pcard	Colorado Municipal League	49.00					49.00						2021 CML Legislative Workshop
07/31/21	Pcard	Colorado Municipal League	245.00										245.00	2021 CML fall conference
08/31/21	Pcard	Colorado Municipal League	245.00								245.00			2021 CML fall conference
08/31/21	Pcard	National League of Cities	660.00		660.00									Conference registration for fall NLC conference
09/30/21	Pcard	National League of Cities	560.00					560.00						Conference registration for fall NLC conference
		Total Training/Registration												
		Actual	**1,809.00**	**-**	**660.00**	**-**	**-**	**609.00**	**-**	**50.00**	**245.00**	**-**	**245.00**	
		Budget	*34,500.00*	*-*	*3,833.36*	*3,833.33*	*3,833.33*	*3,833.33*	*3,833.33*	*3,833.33*	*3,833.33*	*3,833.33*	*3,833.33*	
		Variance	*32,691.00*	*-*	*3,173.36*	*3,833.33*	*3,833.33*	*3,224.33*	*3,833.33*	*3,783.33*	*3,588.33*	*3,833.33*	*3,588.33*	
62100 Office Supplies														
		Total Office Supplies												
		Actual	**-**	**-**	**-**	**-**	**-**	**-**	**-**	**-**	**-**	**-**	**-**	
		Budget	-	-	-	-	-	-	-	-	-	-	-	
		Variance	-	-	-	-	-	-	-	-	-	-	-	
62300 Operating Supplies														
02/28/21	Pcard	Wm Supercenter	57.76	57.76										Supplies for 2021 City Council retreat
02/28/21	Pcard	Amzn Mktp Us	30.49	30.49										Supplies for 2021 City Council retreat
02/28/21	Pcard	Amzn Mktp Us	183.89	183.89										Supplies for 2021 City Council retreat
02/28/21	Pcard	Walgreens	123.51	123.51										Supplies for 2021 City Council retreat
02/28/21	Pcard	Amzn Mktp Us	764.69	764.69										Supplies for 2021 City Council retreat
02/28/21	Pcard	Wal-Mart	60.84	60.84										Supplies for 2021 City Council retreat
02/28/21	Pcard	Target	11.47	11.47										Supplies for 2021 City Council retreat
02/28/21	Pcard	King Soopers	36.47	36.47										Lunch money for city council 2021 retreat plus supplies
02/28/21	Pcard	Panera Bread	40.00	40.00										Lunch money for city council 2021 retreat plus supplies
02/28/21	Pcard	Qdoba	20.00	20.00										Lunch money for city council 2021 retreat plus supplies
02/28/21	Pcard	Amzn Mktp Us	50.68	50.68										Supplies for 2021 City Council retreat
02/28/21	Pcard	Sq Tazikis	20.00	20.00										Supplies for 2021 City Council retreat
02/28/21	Pcard	El Mirador	20.00	20.00										Lunch money for city council 2021 retreat
02/28/21	Pcard	Amzn Mktp Us	(444.41)	(444.41)										Return unused supplies for 2021 Council retreat
02/28/21	Pcard	Wm Supercenter	48.25	48.25										Supplies for 2021 City Council retreat
02/28/21	Pcard	Wm Supercenter	33.82	33.82										Supplies for 2021 City Council retreat
02/28/21	Pcard	Kaeser & Blair	261.41	261.41										Supplies for 2021 City Council retreat
02/28/21	Pcard	El Mirador	20.00	20.00										Lunch money for city council 2021 retreat
02/28/21	Pcard	First Watch	20.00	20.00										Lunch money for city council 2021 retreat
02/28/21	Pcard	Artistic Flowers and Gifts	125.00	125.00										Flowers to the family of former Mayor Donald Burback
02/28/21	Pcard	USPS	10.60	10.60										Postage to mail 2021 City Council retreat info to City Attorney
02/28/21	Pcard	Wm Supercenter	5.86	5.86										Supplies for 2021 City Council retreat
02/28/21	Pcard	The Candy Bar Wrapper	70.55	70.55										Supplies for 2021 City Council retreat
04/19/21	Check	Rachel Mitchell	297.00		54.00		54.00			54.00	54.00	54.00	27.00	2021 Police Award Banquet
05/31/21	Pcard	Amazon	94.99			94.99								Construction boots - Wikovich
05/31/21	Pcard	Hobby Lobby	70.96	70.96										Resignation gift - Esquibel
05/31/21	Pcard	Walgreens	6.68	6.68										Pictures - Esquibel
05/31/21	Pcard	Creative Awards	22.00	22.00										Plate for picture - Esquibel
05/31/21	Pcard	Jimmy Johns	167.26							83.63	83.63			Sandwiches for Ward 3 meeting
05/31/21	Pcard	The UPS Store	99.12	99.12										Shipping/materials - Esquibel
05/31/21	Pcard	Amazon	94.95							94.95				Construction boots - Goff
05/31/21	Pcard	Grubhub	100.00	100.00										Gift card - Willford
05/31/21	Pcard	Walgreens	84.24							42.12	42.12			Meeting supplies - Ward 3 neighborhood
06/30/21	Pcard	Walgreens	29.90									29.90		Outgoing pictures for Council member Esquibel
06/30/21	Pcard	Northglenn Minuteman Press	50.00									50.00		Business cards
06/30/21	Pcard	Creative Awards	18.00									18.00		Name badges
07/20/21	Check	Absolute Graphics	247.20	247.20										All american baseball caps
07/31/21	Pcard	Safeway	5.18			2.59	2.59							Ward 1 community meeting ice
07/31/21	Pcard	Amazon	96.89	96.89										Council meeting and study session meeting snacks
07/31/21	Pcard	Cakes by Karen	90.00			45.00	45.00							Ward 1 community meeting snacks
07/31/21	Pcard	Party City	113.92	113.92										Welcome back supplies for first meeting in the building
07/31/21	Pcard	Sq Kone Ice	75.00									37.50	37.50	Ward 4 community meeting snacks
07/31/21	Pcard	Walgreens	55.49	55.49										Goodie bags for welcome back meeting in person

CITY OF NORTHGLENN
MAYOR / CITY COUNCIL
2021 OPERATING EXPENDITURES

DATE	TYPE	VENDOR	TOTAL	Council Wide	Mayor Leighty	Witkovich	Peterson	Downing	Brown	Goff	Mullica	Esquibel/ Lukeman-Hiramasa	Willford	Comment
					COUNCILPERSON									
07/31/21	Pcard	Panera Bread	243.26	243.26										Dinner meeting for Mayor, City Council, Leadership
07/31/21	Pcard	Target	110.09	110.09										Coffee pods and creamer for meetings
07/31/21	Pcard	Wm Supercenter	62.94	62.94										Council meeting and study session meeting snacks
07/31/21	Pcard	Creative Awards	57.15									57.15		Name badges and picture plates
08/31/21	Pcard	Deep Rock Water	47.90	47.90										Water for general meeting use
08/31/21	Pcard	El Mirador	197.49	197.49										Dinner meeting for Mayor, City Council, Leadership
08/31/21	Pcard	Office Depot	28.75			28.75								Rocking foot rest for council member
08/31/21	Pcard	Amazon	25.98	25.98										Council meeting and study session meeting snacks
08/31/21	Pcard	Amazon	25.00	25.00										Vegan city council snacks
08/31/21	Pcard	Creative Awards	11.00									11.00		Name plate
08/31/21	Pcard	Sq tazikis	562.28							281.14	281.14			Ward 3 meeting snacks
08/31/21	Pcard	Amazon	88.98	88.98										Council meeting and study session meeting snacks
08/31/21	Pcard	King Soopers	35.46	35.46										Coffee Creamers and coffee pods
08/31/21	Pcard	Noodles & Company	222.95	222.95										Dinner meeting for Mayor, City Council, Leadership
09/22/21	Check	Absolute Graphics	55.11										55.11	Logo apparel
09/30/21	Pcard	Wal-Mart	9.72	9.72										Meeting snacks
09/30/21	Pcard	Amazon	16.50	16.50										Meeting snacks
09/30/21	Pcard	Panera Bread	317.17	317.17										Mingle with the Mayor snacks
09/30/21	Pcard	Safeway	26.13	26.13										Meeting snacks
09/30/21	Pcard	Water-Coffee Delivery	47.90	47.90										Water for general meeting use
09/30/21	Pcard	Amazon	94.95						94.95					Construction boots
10/31/21	Pcard	Deep Rock Water	52.90	52.90										Deep Rock water for general meeting use
10/30/21	Pcard	Wal-Mart	33.47	33.47										City Council meeting snacks
		Total Operating Supplies												
		Actual	**5,762.74**	**3,946.98**	**54.00**	**171.33**	**101.59**	**-**	**94.95**	**555.84**	**460.89**	**257.55**	**119.61**	
		Budget	*10,200.00*	*-*	*1,133.36*	*1,133.33*	*1,133.33*	*1,133.33*	*1,133.33*	*1,133.33*	*1,133.33*	*1,133.33*	*1,133.33*	
		Variance	*4,437.26*	*(3,946.98)*	*1,079.36*	*962.00*	*1,031.74*	*1,133.33*	*1,038.38*	*577.49*	*672.44*	*875.78*	*1,013.72*	
68100 Dues/Fees														
01/04/21	Check	United States Conference of Mayors	3,489.00	3,489.00										Annual member dues
01/04/21	Check	Colorado Municipal League	21,918.00	21,918.00										Annual member dues
01/04/21	Check	Adams Co Regional Economic Partnership	11,357.00	11,357.00										Annual member dues
01/06/21	Check	Adams County Education Consortium	850.00	850.00										Annual member dues
01/06/21	Check	Denver Regional Council of Governments	3,900.00	3,900.00										Annual member dues
01/08/21	Check	Adams County Youth Initiative Inc	5,000.00	5,000.00										Annual member dues
02/10/21	Check	Colorado Communities for Climate Action	5,000.00	5,000.00										Annual member dues
02/23/21	Check	NATA	1,440.00	1,440.00										Annual member dues
04/05/21	Check	Westminster 7:10 Rotary Foundation	5,000.00	5,000.00										Dolly Parton Imagination Library
04/06/21	Check	Regional Air Quality Council	3,400.00	3,400.00										Annual 2021 dues
07/06/21	Check	Denver Regional Council of Governments	3,900.00	3,900.00										Annual member dues
07/28/21	Check	Civic Results	3,109.60	3,109.60										Annual member dues
09/15/21	Check	National Leagu of Cities	3,419.00	3,419.00										Annual member dues
09/29/21	Check	Adams County Finance Dept	16,481.88	16,481.88										Annual member dues
		Total Dues/Fees												
		Actual	**88,264.48**	**88,264.48**	**-**	**-**	**-**	**-**	**-**	**-**	**-**	**-**	**-**	
		Budget	*71,400.00*	*71,400.00*	*-*	*-*	*-*	*-*	*-*	*-*	*-*	*-*	*-*	
		Variance	*(16,864.48)*	*(16,864.48)*	*-*	*-*	*-*	*-*	*-*	*-*	*-*	*-*	*-*	
68200 Grants/Donations														
03/24/21	Check	Northglenn Historic Preservation	5,000.00	5,000.00										Stonehocker/Thede Farmhouse
03/25/21	Check	Northglenn Arts and Humanities	77,216.00	77,216.00										Per capita annual fee
03/31/21	Check	Ralston House	1,036.58	1,036.58										Ralston House annual dinner
06/30/21	Pcard	Five Star Education Foundation	310.88	310.88										
08/31/21	Pcard	Sq Northglenn Rotary	500.00	500.00										
08/31/21	Pcard	Casa of Adams & Broomfield	2,500.00	2,500.00										
08/31/21	Pcard	Early Childhood Partnership	300.00	300.00										
09/27/21	Check	Civic Results	1,500.00	1,500.00										
09/30/21	Pcard	Ralston House	500.00	500.00										
		Total Grant/Donations												
		Actual	**88,863.46**	**88,863.46**	**-**	**-**	**-**	**-**	**-**	**-**	**-**	**-**	**-**	
		Budget	*123,905.00*	*123,905.00*	*-*	*-*	*-*	*-*	*-*	*-*	*-*	*-*	*-*	
		Variance	*35,041.54*	*35,041.54*	*-*	*-*	*-*	*-*	*-*	*-*	*-*	*-*	*-*	

CITY OF NORTHGLENN
MAYOR / CITY COUNCIL
2021 OPERATING EXPENDITURES

DATE	TYPE	VENDOR	TOTAL	Council Wide	Mayor Leighty	Witkovich	Peterson	Downing	Brown	Goff	Mullica	Esquibel/ Lukeman-Hiramasa	Willford	Comment
						COUNCILPERSON								
68900 Contingency														
		Total Contingency												
		Actual	-	-	-	-	-	-	-	-	-	-	-	
		Budget	*50,000.00*	*50,000.00*	-	-	-	-	-	-	-	-	-	
		Variance	*50,000.00*	*50,000.00*	-	-	-	-	-	-	-	-	-	
General Fund 10 Totals														
		Actual	**383,006.67**	**368,788.89**	**2,349.80**	**826.02**	**756.27**	**1,277.51**	**763.46**	**2,046.84**	**2,146.88**	**2,084.49**	**1,966.51**	
		Budget	*590,090.00*	*545,390.00*	*4,966.72*	*4,966.66*	*4,966.66*	*4,966.66*	*4,966.66*	*4,966.66*	*4,966.66*	*4,966.66*	*4,966.66*	
		Variance	*207,308.33*	*176,601.11*	*2,616.92*	*4,140.64*	*4,210.39*	*3,689.15*	*4,203.20*	*2,919.82*	*2,819.78*	*3,107.17*	*3,000.15*	
Water Fund 50														
61100 Professional Services														
02/05/21	Check	Hoffmann, Parker, Wilson, & Carberry PC	366.65	366.65										City Attorney Fee for January 2021
03/08/21	Check	Hoffmann, Parker, Wilson, & Carberry PC	386.00	386.00										City Attorney Fee for February 2021
06/10/21	Check	Hoffmann, Parker, Wilson, & Carberry PC	397.75	397.75										City Attorney Fee for May 2021
07/08/21	Check	Hoffmann, Parker, Wilson, & Carberry PC	293.53	293.53										City Attorney Fee for June 2021
08/10/21	Check	Hoffmann, Parker, Wilson, & Carberry PC	92.50	92.50										City Attorney Fee for July 2021
09/10/21	Check	Hoffmann, Parker, Wilson, & Carberry PC	351.50	351.50										City Attorney Fee for August 2021
10/11/21	Check	Hoffmann, Parker, Wilson, & Carberry PC	277.50	277.50										City Attorney Fee for September 2021
		Total Professional Services												
		Actual	**2,165.43**	**2,165.43**	-	-	-	-	-	-	-	-	-	
		Budget	*30,000.00*	*30,000.00*	-	-	-	-	-	-	-	-	-	
		Variance	*27,834.57*	*27,834.57*	-	-	-	-	-	-	-	-	-	
Water Fund 50 Totals														
		Actual	**2,165.43**	**2,165.43**	-	-	-	-	-	-	-	-	-	
		Budget	**30,000.00**	**30,000.00**	-	-	-	-	-	-	-	-	-	
		Variance	**27,834.57**	**27,834.57**	-	-	-	-	-	-	-	-	-	

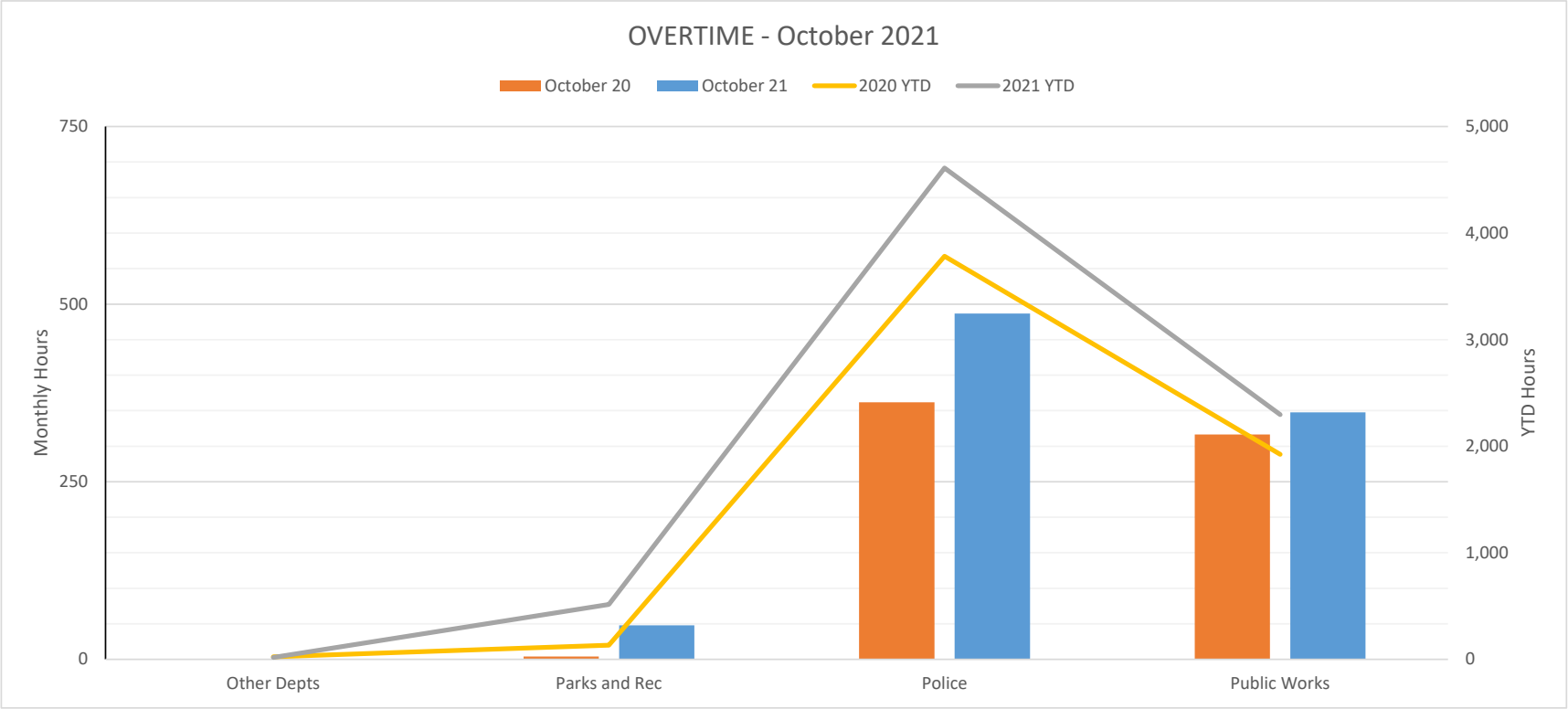
OVERTIME - October 2021
October 20
October 21
2020 YTD
2021 YTD
Monthly Hours
YTD Hours
750
500
250
0
5,000
4,000
3,000
2,000
1,000
0
Other Depts
Parks and Rec
Police
Public Works

CITY OF NORTHGLENN
Capital Improvement Program

Project Description	2021 Adopted Budget	YTD October 2021 Actuals: YTD Expenditures	YTD October 2021 Actuals: Amount Remaining	2022 Estimate	2023 Estimate	2024 Estimate	2025 Estimate	5-Year Total	Funding Source
CONSERVATION TRUST FUND									
Greenway Trail Replacement	$ 90,000	$ -	$ 90,000	$ 50,000	$ 50,000	$ 50,000	$ 50,000	$ 290,000	CTF
Sensory Playground Repair	250,000	-	250,000	-	-	-	-	250,000	CTF
Jaycee Ballfield Lights	220,000	-	220,000	-	-	-	-	220,000	CTF
Bocce Ball Court	10,000	-	10,000	-	-	-	-	10,000	CTF
Total	**$ 570,000**	**$ -**	**$ 570,000**	**$ 50,000**	**$ 50,000**	**$ 50,000**	**$ 50,000**	**$ 770,000**	

CITY OF NORTHGLENN
Capital Improvement Program

Project Description	2021 Adopted Budget	YTD October 2021 Actuals: YTD Expenditures	YTD October 2021 Actuals: Amount Remaining	2022 Estimate	2023 Estimate	2024 Estimate	2025 Estimate	5-Year Total	Funding Source
CDBG FUND									
Pedestrian Mobility	$ -	$ -	$ -	$ 225,000	$ 225,000	$ 225,000	$ 225,000	$ 900,000	CDBG
Total	**$ -**	**$ -**	**$ -**	**$ 225,000**	**$ 225,000**	**$ 225,000**	**$ 225,000**	**$ 900,000**	

CITY OF NORTHGLENN
Capital Improvement Program

Project Description	2021 Adopted Budget	YTD October 2021 Actuals: YTD Expenditures	YTD October 2021 Actuals: Amount Remaining	2022 Estimate	2023 Estimate	2024 Estimate	2025 Estimate	5-Year Total	Funding Source
CAPITAL PROJECTS FUND									
ADCO Sensory Park Playground	$ 375,000	$ -	$ 375,000	$ -	$ -	$ -	$ -	$ 375,000	GRANT
Emergency Park Repairs	25,000	12,292	12,708	25,000	25,000	25,000	25,000	125,000	ADCOO
Tennis Court Repair	250,000	-	250,000	-	-	-	-	250,000	ADCOO
ADCO Wyco Tennis Court	300,000	-	300,000	-	-	-	-	300,000	GRANT
Justice Center West Park	20,203	20,097	106	-	-	-	-	20,203	ADCOO
Justice Center West Park	41,457	41,457	-	-	-	-	-	41,457	GRANT
Playground Equipment Replacement	100,000	-	100,000	50,000	50,000	50,000	50,000	300,000	ADCOO
E.B. Rains Renovation	750,000	-	750,000	-	-	-	-	750,000	ADCOO
Residential Street Program	1,250,000	967,296	282,704	1,250,000	1,250,000	1,250,000	1,250,000	6,250,000	ADCOT
Traffic Signal Program	80,825	80,793	32	50,000	50,000	50,000	50,000	280,825	ADCOT
Concrete Program	50,000	30,210	19,790	50,000	50,000	50,000	50,000	250,000	ADCOT
120th Ave Widening	3,789,461	114,083	3,675,378	-	-	-	-	3,789,461	4.000 MILLS
120th Ave Widening	6,542,705	389,791	6,152,914	-	-	-	-	6,542,705	GRANT
School Zone Safety	136,569	118,806	17,763	50,000	100,000	50,000	100,000	436,569	GENERAL
Civic Center Master Plan	24,057,887	16,400,328	7,657,559	-	-	-	-	24,057,887	DEBT PROCEEDS
City Hall Space Assessment	348,688	-	348,688	-	-	-	-	348,688	GENERAL
Traffic Calming	250,000	15,030	234,970	250,000	250,000	250,000	250,000	1,250,000	ADCOT
Community Center Dr Bridge	615,259	4,271	610,988	-	-	-	-	615,259	GENERAL
Civic Center Master Plan Ph2	455,562	62,445	393,117	-	-	-	-	455,562	1/2%
Connect Northglenn Striping	200,000	-	200,000	200,000	200,000	200,000	200,000	1,000,000	ADCOT
Traffic Signal Upgrade	1,200,000	-	1,200,000	-	-	-	-	1,200,000	GENERAL, GRANT
Major Arterial Rehabilitation	1,200,000	128,760	1,071,240	700,000	1,500,000	1,100,000	1,500,000	6,000,000	4.000 MILLS
Civic Center COP Debt	2,667,550	690,275	1,977,275	2,668,300	2,665,800	2,670,050	2,670,550	13,342,250	1/2%, MJ, GENERAL
Justice Center COP Debt	1,468,269	367,884	1,100,385	1,466,769	1,468,519	1,468,269	1,466,019	7,337,845	1/2%
Total	**$ 46,174,435**	**$ 19,443,818**	**$ 26,730,617**	**$ 6,760,069**	**$ 7,609,319**	**$ 7,163,319**	**$ 7,611,569**	**$ 75,318,711**	

CITY OF NORTHGLENN
Capital Improvement Program

Project Description	2021 Adopted Budget	YTD October 2021 Actuals: YTD Expenditures	YTD October 2021 Actuals: Amount Remaining	2022 Estimate	2023 Estimate	2024 Estimate	2025 Estimate	5-Year Total	Funding Source
WATER FUND									
Water Line Replacement	$ 218,130	$ -	$ 218,130	$ 100,000	$ 100,000	$ 100,000	$ 100,000	$ 618,130	WF
Standley Lake Pipeline	150,000	150,000	-	150,000	150,000	150,000	150,000	750,000	WF
North Low Zone Tank Painting	439,419	-	439,419	275,000	-	-	-	714,419	WF
Lab Information Management System	137,239	48,916	88,323	-	-	-	-	137,239	WF
Waste Handling Improvements	3,727,633	283,333	3,444,300	-	-	-	-	3,727,633	WF
Filter to Waste Automation	436,850	23,940	412,910	-	-	-	-	436,850	WF
Bull Reservoir Pump Replacement	1,028,497	149,438	879,059	-	-	-	-	1,028,497	WF
ASR Wells & Infrastructure	-	-	-	2,000,000	-	-	-	2,000,000	WF
New Brantner Aug Station	-	-	-	20,000	-	-	-	20,000	WF
Automated Filter Backwash	-	-	-	1,100,000	-	-	-	1,100,000	WF
FHL Flume Webster Lake	-	-	-	45,000	-	-	-	45,000	WF
Lease Payments	1,014,760	16,222	998,538	1,010,464	-	-	-	2,025,224	WWF
Total	**$ 7,152,528**	**$ 671,849**	**$ 6,480,679**	**$ 4,700,464**	**$ 250,000**	**$ 250,000**	**$ 250,000**	**$ 12,602,992**	

CITY OF NORTHGLENN
Capital Improvement Program

Project Description	2021 Adopted Budget	YTD October 2021 Actuals: YTD Expenditures	YTD October 2021 Actuals: Amount Remaining	2022 Estimate	2023 Estimate	2024 Estimate	2025 Estimate	5-Year Total	Funding Source
WASTEWATER FUND									
Collection System Rehab	$ 419,950	$ 158,356	$ 261,594	$ 250,000	$ 250,000	$ 250,000	$ 250,000	$ 1,419,950	WWF
Bunker Hill Lift Station	989,124	894,374	94,750	-	-	-	-	989,124	WWF
Lift Station A & Forcemain Replacement	27,465,941	12,213,383	15,252,558	-	-	-	-	27,465,941	WWF
Lift Station Flow Meters	500,000	-	500,000	-	-	-	-	500,000	WWF
Clarifier Rehabilitation	500,000	-	500,000	-	-	-	-	500,000	WWF
Revenue Bond Payments	1,097,636	270,729	826,907	1,304,042	1,535,050	1,690,650	1,634,250	7,261,628	WWF
Total	**$ 30,972,651**	**$ 13,536,842**	**$ 17,435,809**	**$ 1,554,042**	**$ 1,785,050**	**$ 1,940,650**	**$ 1,884,250**	**$ 38,136,643**	

CITY OF NORTHGLENN
Capital Improvement Program

Project Description	2021 Adopted Budget	YTD October 2021 Actuals: YTD Expenditures	YTD October 2021 Actuals: Amount Remaining	2022 Estimate	2023 Estimate	2024 Estimate	2025 Estimate	5-Year Total	Funding Source
STORMWATER FUND									
Grange Hall Creek MDP & FHAD	$ 70,000	$ -	$ 70,000	$ -	$ -	$ -	$ -	$ 70,000	SWF
Storm Drainage System Improvement	412,555	56,010	356,545	100,000	100,000	100,000	100,000	812,555	SWF
Total	**$ 482,555**	**$ 56,010**	**$ 426,545**	**$ 100,000**	**$ 100,000**	**$ 100,000**	**$ 100,000**	**$ 882,555**	
CITY-WIDE TOTAL	**$ 85,352,169**	**$ 33,708,519**	**$ 51,643,650**	**$ 13,389,575**	**$ 10,019,369**	**$ 9,728,969**	**$ 10,120,819**	**$ 128,610,901**	

Executed Contracts (below $50,000) for October 2021

Vendor	Contract Executed Date	Contract Dates Start	Contract Dates End	Total Amount	Purpose
TechCon Infrastructure, LLC	10/7/2021			$ -	2021-044 Change Order #2 - 2021 School Zone Improvements - Hillcrest Elementary School
Ramey Environmental	10/7/2021			$ 5,000.00	2021-081 2021 Grease Interceptor Inspection Contract
CareIT Health, LLC dba NowPow	10/7/2021			$ 13,525.00	Crisis Response Unit PowRx Patient Information Software
Ascent Geomatics Solutions	10/12/2021			$ 9,321.00	2021-070 2021 Bull Reservoir Piezometer Repair
AudienceView Ticketing Corporation	10/15/2021			$ 9,000.00	2021-103 Annual Subscription to AudienceView Professional Ticketing Solution
Keesen Landscape Management, Inc.	10/18/2021			$ 20,000.00	2021-082 Code Enforcement Abatement Services
MP Northglenn, LLC	10/18/2021			$ -	License Agreement - Parking Lot Usage for Safe Street Halloween
Expert Contract Maintenance	10/25/2021			$ 44,904.00	2021-028A Recreation Center Janitorial Services
VTI Security	10/27/2021			$ 949.00	2020-077 Change Order #10 - Civic Center Master Plan Security & Access Control
VTI Security	10/27/2021			$ 3,226.43	2020-077 Change Order #11 - Civic Center Master Plan Secutiry & Access Control
FCI Constructors, Inc.	10/27/2021			$ 87,488.00	2019-043 Change Order #39 - NGCC Phase 1 - Asphalt Repair & Replacement
FCI Constructors, Inc.	10/27/2021			$ 20,396.00	2019-043 Change Order #40 - NGCC Phase 1 - Exterior Gym Wall Light
FCI Constructors, Inc.	10/27/2021			$ 12,919.00	2019-043 Change Order #41 - NGCC Phase 1 - New Tectum Panels
FCI Constructors, Inc.	10/27/2021			$ 22,547.00	2019-043 Change Order #44 - NGCC Phase 1 - Rec Trailer Demo
Monsido, Inc.	10/28/2021			$ 3,500.00	2021-090 Website Management & Maintenance Software
				$ 252,775.43	